

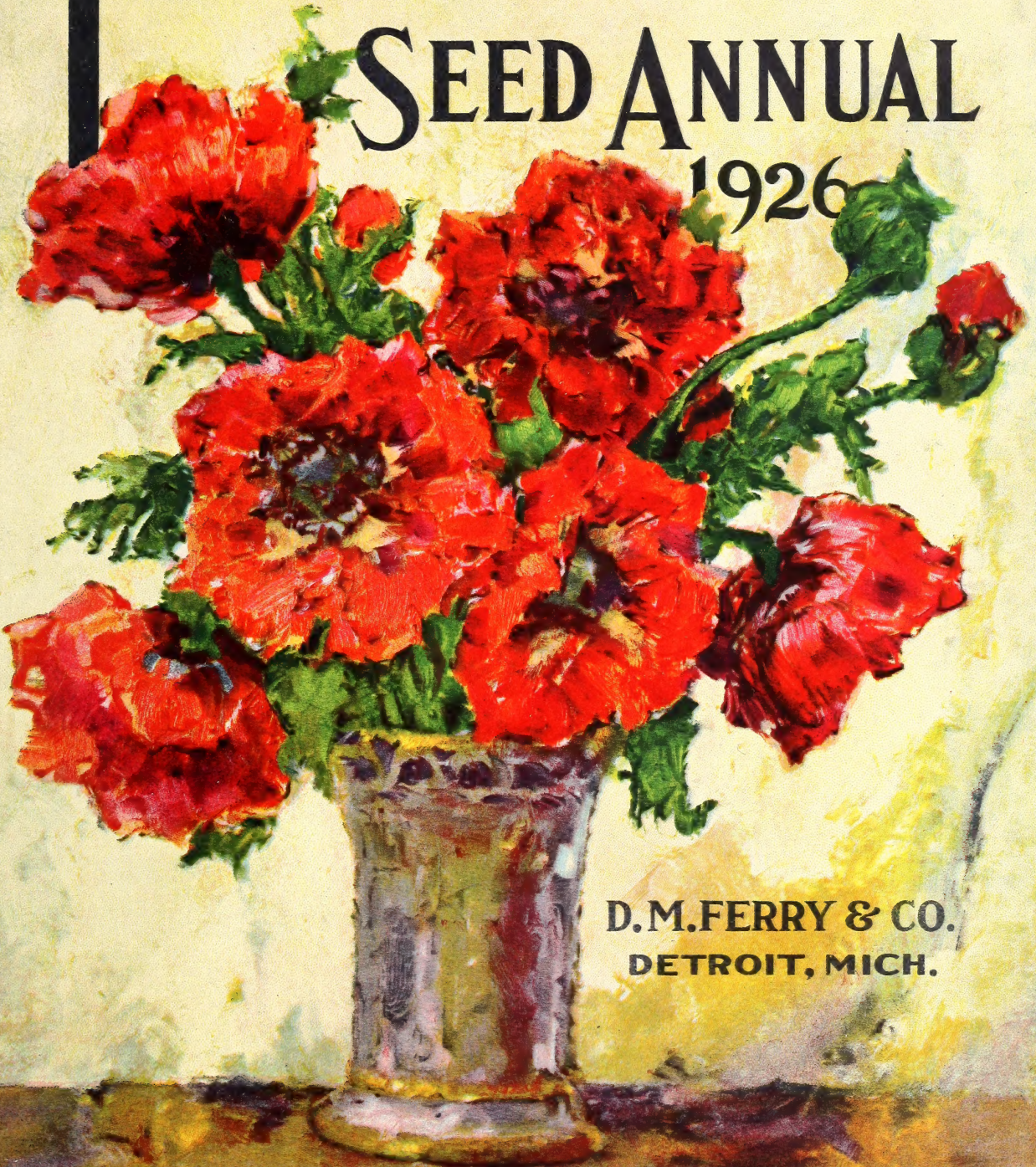
Historic, archived document

Do not assume content reflects current scientific knowledge, policies, or practices.

62.41

LIBRARY
RECEIVED
★ JAN 20 1926 ★
U. S. Department of Agriculture

FERRY'S SEED ANNUAL 1926



D.M.FERRY & CO.
DETROIT, MICH.

W. BLANKS

Table of Contents

PAGE	PAGE	PAGE	PAGE	PAGE
Acroclonium.....71	Chicory.....37	French Honeysuckle.....80	Marvel of Peru.....84	Roquette.....59
Ageratum.....71	Chinese Cabbage.....33	Gaillardia.....80	Mathiola.....84	Rose Multiflora.....91
Alfalfa.....70	Chinese Primrose.....91	Garden Plan.....9	Matricaria.....84	Rosemary.....68
Alsike.....70	Chives.....37	Garlic.....42	Maurandia.....84	Roots.....100, 102
Alyssum.....72	Chrysanthemum.....77	Gilliflower.....80	Meloun.....45 to 47	Rue.....68
Amaranthus.....72	Cineraria.....77	Gladiolus.....101	Mesembryanthemum.....82	Ruta Baga.....67
Amaranth, Globe.....80	Clarkia.....77	Globe Amaranth.....80	Mexican Fire Bush.....84	Saffron68
Auemone.....72	Clover.....70	Gloxinia.....80	Mignonette.....84	Sage.....66
Anise.....68	Cobæa.....77	Godetia.....80	Mignonette Vine.....102	Salpiglossis.....91
Antirrhinum.....72	Cockscomb.....77	Golden Feather.....91	Mimosa.....85	Salsify.....59
Artichoke.....21	Coix Lachryma.....77	Gomphrena.....80	Mimulus.....85	Salvia.....92
Arabis.....72	Cold-Frame.....20	Gourd.....81	Mirabilis.....85	Savory, Summer.....68
Arctotis.....72	Coleus.....77	Gypsohila.....81	Momordica.....85	Scabiosa.....92
Artichoke.....21	Collards.....38	Hedysarum81	Monkey Flower.....85	Scarlet Flax.....92
Asparagus.....8, 21, 72	Columbine.....77	Helianthus.....81	Moon Flower.....85	Scarlet Runner Beans.....92
Aster.....72, 73	Convolvulus Major.....77	Helichrysum.....81	Morning Glory.....85	Schizanthus.....92
Australian Pea Vine.....73	Convolvulus Minor.....77	Heliotrope.....81	Morning Glory, Dwarf.....79	Sea Kale Beet.....29
Baby's Breath74	Cooking Receipts 12 to 17	Herbs.....68	Moss Rose.....85	Seed Drills.....103
Bachelor's Button.....74	Coreopsis.....77	Hesperis.....82	Mourning Bride.....85	Sensitive Plant.....92
Balloon Vine.....74	Coriander.....68	Hibiscus Africanus.....82	Mushroom.....48	Shasta Daisy.....92
Balm.....68	Corn.....3, 38, 39	Hollyhock.....82	Muskmelon.....8, 45, 46	Smilax.....92
Balsam.....74	Corn Flower.....76	Honey Dew Melon.....46	Mustard.....48	Snapdragon.....92
" Apple.....85	Corn Salad.....39	Honeysuckle.....80	Myosotis.....79	Snow on the Moun- tain.....79
" Pear.....85	Cosmos.....78	Horehound.....68	Myrsiphyllum.....85	Sorrel.....59
Basil, Sweet.....68	Cress.....41	Horse Radish.....42	Nasturtium.....48, 86	Spinach.....6, 60
Beans.....3, 22 to 28	Cucumber.....40, 41	Hotbeds.....19	Nemesia.....86	Spinach Beet.....29
Beans, Scarlet Runner.....74	Cucurbita.....78	Humulus Japonicus.....82	Nicotiana.....86	Squash.....61, 62
Beet.....8, 29, 80	Cup and Saucer.....75	Hunnemanian.....79	Nigella.....86	Statice.....92
Begonia.....74	Cyclamen.....78	Hyacinth Bean.....82	Onion Sets.....51	Stock.....93
Bellis.....74	Cypress Vine.....78	Hyssop.....68	Oenothera86	Straw Flower.....93
Bird Seeds.....70	Dahlia76, 100	Iberis82	Okra.....48	Sugar Beet.....30
Books.....105	Daisy.....78	Ice Plant.....82	Onions.....49 to 51	Summer Cypress.....83
Borage.....68	Dandelion.....41	Impatiens Balsamina.....82	Onion Sets.....51	Sunflower.....70, 93
Borecole.....42	Datura.....78	Immortelles.....82	Pansy87	Swede.....67
Brazilian Morning Glory.....82	Delphinium.....78	Ipomœa.....79, 82, 83, 85	Papaver.....90	Sweet Peas.....4, 94 to 96
Broccoli.....90	Devil-in-a-Bush.....84	Japanese Hop.....82	Parsley.....52	Sweet Rocket.....93
Brussels Sprouts.....30	Dianthus.....75, 78, 89, 97	Job's Tears.....82	Parsnip.....52	Sweet Sultan.....76
Bulbs.....100, 102	Didiscus.....79	Joseph's Coat.....82	Peas.....3, 53, 55	Sweet William.....97
Butterfly Flower.....74	Digitalis.....79	Kale.....42	" Everlasting.....88	Swiss Chard.....29
Cabbage31 to 33	Dill.....68	Kochia.....83	" Sweet.....4, 94 to 96	Tagetes97
Caladium.....102	Dimorphoteca.....79	Kohl Rabi.....43	Pepper.....56	Tetragonia.....60
Calceolaria.....74	Dolichos.....79	Lace Flower.....79	Pepper Grass.....41	Thyme.....68
Calendula.....74	Dusty Miller.....79	Lady-in-the-Green.....84	Periwinkle.....88	Tobacco.....62
California Poppy.....74	Dwarf Morning Glory.....79	Lantana.....83	Pe-Tsai.....33	Tomato.....6, 63, 64
Calliopsis.....77	Egg Plant41	Larkspur.....89	Petunia.....88	Tritoma.....102
Campanula.....74	Elephant's Ear.....102	Lathyrus Latifolius.....83	Phlox Drummondii.....89	Tropæolum.....97
Canary Bird Flower.....74	Emerald Feather.....79	" Odoratus.....83	Pie Plant.....59	Trowels.....108
Candytuft.....75	Endive.....42	Lavender.....68	Pinks.....89	Tuberose.....102
Canna.....74	Escarolle.....42	Lawn Grass.....69	Plant Bed Cloth.....103	Turnip.....65, 66
Canterbury Bell.....75	Eschscholtzia.....79	Leek.....43	Poor Man's Orchid.....90	Vegetable Oyster59
Caraway.....68	Euphorbia.....79	Lettuce.....43, 44	Poppy.....90	Verbena.....97
Cardinal Climber.....76	Evening Glory.....79	Linum.....83	Portulaca.....90	Vetch or Tare.....70
Carpet of Snow.....76	Everlastings 71, 80, 81, 92, 93	Lobelia.....83	Primrose.....91	Vinca.....98
Cardiospermum.....74	Farm and Garden Im- plements103	Love-in-a-Mist.....84	Pumpkin.....56	Viola Tricolor.....98
Carnation.....75	Farm Seeds, Miscel- laneous.....70	Lupin.....84	Pyrethrum.....91	Wallflower98
Carrot.....34	Fennel, Florence.....42	Madeira Vine.....102	Radish6, 57, 59	Watermelon.....47
Cassaba.....46	" Sweet.....68	Mangel Wurzel.....30	Rape.....70	Weeders.....103
Castor Bean.....76	Feverfew.....79	Marigold.....84	Red Hot Poker.....102	Wind Flower.....72
Cauliflower.....35	Finocchio.....42	Marjoram, Sweet.....68	Reference Tables 104, 105	Wistaria Chinensis.....98
Celery.....36, 87	Flowering Sage.....92	Marvel of Peru84	Reseda.....84	Witloof.....37
Celery Cabbage.....33	Flower Seeds, Culture.....71	Mathiola.....84	Rhodanthe.....91	Wool Flower.....98
Celeriac.....37	Flower Seeds.....4, 71 to 99	Matricaria.....84	Rhubarb.....59	Wormwood.....68
Celosia.....76	Forget-Me-Not.....68	Mimulus.....85	Ricinus.....91	Zinnia4, 5, 98
Centaurea.....76	Four O'Clock.....80	Mirabilis.....85	Rocket, Sweet.....91	
Cheiranthus.....77	Foxglove.....80	Momordica.....85		
Chervil.....87		Moon Flower.....85		

D. M. FERRY & CO'S SEED ANNUAL

1926

403

THE United States Department of Agriculture has discovered more than 14000 names of garden vegetables in American seed catalogues. It is estimated that all of the varieties designated by these 14000 names might be classified roughly under 1000 heads, but this classification has never been made. When so many names exist already and others are added annually, there is necessarily confusion. Since our patrons are chiefly among those who appreciate clearness of statement, we have found satisfaction for our customers, as well as profit for ourselves, in avoiding duplication of names and in retaining names long established by custom.

But names are only names after all. The greatest objection to the existence of thousands of alleged varieties is that no seedsman in America is equipped to conduct adequately the continuous plant breeding required to "keep true" even 1000 distinct vegetable varieties. It is necessary to eliminate all sorts but the best. With the largest equipment in the United States we list only 403.

Buy Ferry's pure-bred flower and vegetable seeds.

We are not bound for any definite time or quantity by these prices and they are subject to change without notice. We recommend that you order as early as possible.

OUR TERMS ARE STRICTLY CASH WITH THE ORDER. We do not send C. O. D., as the cost of collecting return charges is quite an unnecessary item of expense and the prices being given, we can conceive of no necessity to warrant goods being so sent.

HOW TO SEND MONEY. Remittances may be made at our risk by any of the following methods, viz: Postal Money Order, Draft on New York or Chicago, or Express Company's Money Order.

The rates charged for Postal Money Orders and Express Money Orders are now so low that these are the best ways to remit. We will bear the expense of sending money in either of these ways, or of the cost of a New York or Chicago Draft if no more expensive than a Postal Money Order. Deduct the cost of the order from amount sent.

When Money Orders cannot be obtained, letters containing money should always be registered. Money in ordinary letters is unsafe. If currency is sent by express, the charges should be prepaid.

PERSONAL CHECKS. If personal checks are used they should be certified, otherwise shipment of your order may be delayed pending collection.

NAME AND ADDRESS SHOULD ALWAYS BE GIVEN. Frequently we receive un-signed letters. Sometimes they contain money and orders. Sometimes too, letters are received in which the name of the town is left out and the postmark is blurred. We cannot fill orders unless we know the name and address of the buyer. The easiest way for you is to use our order sheet filling in the blanks.

Where perishable or other goods are ordered to be sent by freight or express to such great distances that the cost of transportation will nearly or quite equal the value of the goods, we must decline to ship unless purchasers remit us, in addition to the price of goods, sufficient funds to prepay transportation charges. When this requirement is not complied with, we reserve the right of declining the order and returning money to the person ordering.

In common with some other seedsmen we have, for the convenience of our customers as well as ourselves, discontinued the use of the terms bushel, peck, quart and pint and now quote all seed listed in our catalogue by weight.

Where 100 pound prices are quoted, ten pound lots of Beans, Corn, Peas, Grass, Clover, Miscellaneous Farm Seed and other seeds will be supplied at the 100 pound rate.

HUNDRED POUND LOTS. When ordered at the 100 pound rate we deliver free at depot or express office in Detroit, Mich., the freight or express charges to be paid by the party ordering.

FREE OF POSTAGE OR EXPRESS CHARGES. Packets, Ounces, Two Ounces, Quarter Pounds or Pounds, ordered at list prices, will be sent free by mail or express.

Customers ordering enough for a freight shipment, 100 pounds or more, or desiring to pay their own express charges, may deduct 8 cents per pound from the pound prices which are quoted postpaid.

SEEDS BY WEIGHT. We supply half pound and over at pound rates; less than half pound lots are charged at ounce, two ounce or quarter pound rates. We do not, however, put up half pounds of beans, corn or peas.

BAGS. To every order for 10 pounds and upwards, of a single item to the amount of 100 pounds, 55 cents must be added for a bag in which to ship. These bags are not returnable for credit.

NON-WARRANTY. Sometimes though not often our seeds do not come up after planting. This may be due to one or more of several reasons, such as covering too deeply or not deeply enough, too much or too little water, too cold weather or a baking sun which forms a crust too hard for the tender roots to penetrate. Sometimes insects destroy plants at the surface before they are seen by the gardener. We cannot personally direct the use of our goods after they leave our hands; neither can we fully control anywhere or at any time the operation of natural law as it affects seeds; therefore, we give no warranty, express or implied, as to description, purity, productiveness, or any other matter of any seeds or bulbs we send out, and we will not be in any way responsible for the crop. If the purchaser does not accept the goods on these terms they are at once to be returned.

ACCESSIBILITY.

Although we fill many thousands of mail orders every season our chief means of distributing Ferry's seeds is through the hands of first class local dealers throughout the United States and Canada. There is scarcely a responsible retail merchant anywhere that cannot supply your needs fully and immediately with the minimum amount of trouble and the maximum amount of pleasure and profit in the results. Market gardeners and others planting large areas have come to depend confidently upon our seeds sold in bulk. They know that purity of type results in large crops of the finest fruits and vegetables and that it pays to plant only the best. Our market gardener trade increases every year and we seldom lose a customer. The professionals who make their living by gardening—in other words, the experts—know and use Ferry's seeds. It is no wonder then that there is a steady increase in the number of those who buy Ferry's packet seeds for smaller gardens.

COMMISSION PACKETS.

There must, of course, be a good reason for this general confidence in our packet seeds. No product can maintain a prominent place in public esteem for seventy years unless it possesses genuine intrinsic merit. Ferry's seeds have become a household necessity because they were the best obtainable. It has been to our financial advantage to supply satisfactory goods because having long ago reached the territorial limits of that portion of the continent lying north of the Rio Grande, we must sell to the same people year after year. We cannot afford to lose our well earned position in public esteem. When you buy a packet of Ferry's you can be sure that we know as far as it is possible to foresee that the seeds will be of satisfactory vitality and will produce good results.

"FRESH EVERY YEAR" means that our packets are put up especially for the season in which they are sold. We do not send out packets a second time. Our traveling salesmen visit the trade at least once every year. All unsold papered seeds are then taken up and shipped back to Detroit and none of our packets are ever on sale a second season. Therefore you can be just as sure of the condition of seeds offered in a newly opened "commission" box as of those received directly from us by mail. The purchaser receives in a sealed envelope fresh seeds that bear the imprint of the largest garden seed house in the world, seeds that have directly behind them the most complete organization, the greatest experience and the finest facilities ever devoted to the production and distribution of garden seeds.

EXPERIENCE. Our splendid organization enables us to specialize. In a smaller seed house which includes other lines than garden seeds one may be familiar with more kinds of work but he cannot know as much about any one thing as if he gave that thing his whole attention. In a large organization a man tends to find his proper work and having found it to become its master. Hence at every point our business is directed by men especially fitted by nature and training for the duties they perform. Moreover we have been supplying garden seeds for seventy years. Multiply our huge annual volume by the time we have been seed merchants and you can readily see we have had the greatest experience of any garden seed producers now in business.

In a word, we have every facility and incentive to meet your needs. Buy Ferry's seeds of "the store around the corner" and you will become one of our army of staunch friends.

**FERRY'S SEEDS****"AT THE STORE AROUND THE CORNER"**

NOVELTIES AND SPECIALTIES

Beans—Stringless Kidney Wax

This variety combines to an unusual degree excellent quality, fine appearance, vigor and productiveness. The plants are of erect, bushy habit and produce thick, fleshy pods of rich, creamy white color. The pods are six to seven inches long, straight or nearly so, stringless and free from fiber. Desirable for both the home and market garden and one of the most largely used varieties for canning. (See colored plate, page 25, and further description, page 23) **Pkt. 10c; Lb. 40c; 2 Lbs. 70c. postpaid; 100 Lbs. \$24.00**

Beans—Full Measure

A very desirable green podded variety, recommended for either the home or market garden. The plants are of bushy habit and produce abundantly, round, straight, fleshy pods which are entirely free from strings and of excellent quality. One of the most satisfactory varieties in its class and one that is rapidly becoming popular in many localities. (See colored plate, page 25, and further description, page 24) **Pkt. 10c; Lb. 35c; 2 Lbs. 60c. postpaid; 100 Lbs. \$21.00**

Corn—Alpha

The earliest sweet corn. Matures a week to ten days ahead of Mammoth White Cory.

For many years we have been seeking a variety of sweet corn that would be earlier than Mammoth White Cory and still produce ears of fair size and good quality. Of the many varieties and strains which have come under our observation both at our Experimental Garden and in field crops Alpha stands out pre-eminently in meeting these requirements.

The ears average six to seven inches long, are uniformly eight rowed, fully equal in quality to Mammoth White Cory with skin a trifle more tender. The stalks are very uniform in height averaging about four feet. Ears are set low and close to the stalks.

For the market grower who reaps an extra profit by getting his produce on the market ahead of his competitors this will be a money-maker; for the home gardener it will produce desirable ears for the table a week ahead of the next earliest variety. (See cut and further description, page 38) **Pkt. 10c; Lb. 40c; 2 Lbs. 70c. postpaid; 100 Lbs. \$25.00**

Corn—Charlevoix

Pronounced (Shar-le-voy)

The many favorable reports we have had on this variety confirm our opinion that it is the best yellow grained sweet corn yet introduced. The ears are about seven inches long, usually twelve rowed, and when in condition for use are deep creamy yellow in color. The grain is rather short, very sweet and tender and is unsurpassed in quality. In season it is about the same as Early Minnesota, but remains in condition for use longer than most of the early or intermediate sorts. An excellent sort both for the home and market garden. We recommend a trial of this variety; you are sure to be pleased with it. (See further description, page 38) **Pkt. 10c; Lb. 40c; 2 Lbs. 70c. postpaid; 100 Lbs. \$25.00**

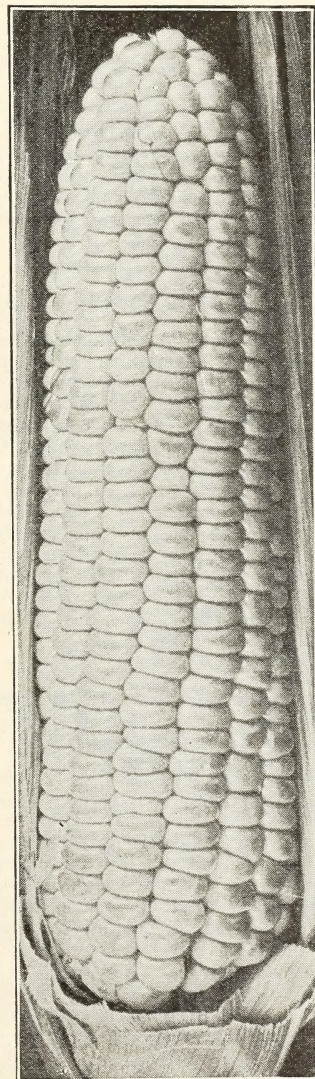
Peas—Giant Butter, Edible Pod

We consider this new and distinct edible podded sort a valuable acquisition. The pods, which are five to six inches long, are very fleshy, curved or scimiter shaped and of light green color. When young the pods are very tender and free from strings and when cooked are of superior quality and delicious flavor. The vines average about four feet high and are vigorous and productive. **Pkt. 10c; Lb. 40c; 2 Lbs. 70c. postpaid; 100 Lbs. \$25.00**

Peas—Admiral Beatty

A very desirable midseason or early main crop, variety similar in many respects to Duke of Albany. Vines about four feet high, dark green in color, and produce abundantly large pods well filled with eight to ten peas of excellent quality. The fine dark green color of the pods of this variety makes it exceptionally attractive, and its excellent quality is all that could be desired. **Pkt. 10c; Lb. 35c; 2 Lbs. 60c. postpaid; 100 Lbs. \$20.00**

Not less than 10 pounds at the 100 pound rate. One hundred pound prices do not include transportation; if ordered shipped prepaid add 8c per pound to the 100 pound price. We do not put up half pounds of beans, corn or peas.



CORN, CHARLEVOIX

Celosia

Pyramidalis plumosa

This attractive type of Celosia will be found very satisfactory for garden decoration. The plants which are of pyramidal form are about three feet high with each branch terminating in a spike or feather-like flower head, which often resembles a brilliantly colored ostrich plume. The stems are long, admirably adapted for cutting and the flowers last exceptionally well when placed in water. Used either alone or in combination with other flowering plants or shrubs they will be found very desirable for furnishing bloom of the most brilliant color from midsummer until frost. For their best development they require a moist situation and if given plenty of water will often furnish specimens of unusual size and beauty. (See colored plate on opposite page, and further description, page 76.)

Golden Plume—Feather-like plumes of light golden yellow. Pkt. 10c.

Triumph of the Exposition—Spikes of intensely brilliant crimson. Pkt. 10c.

Pyramidalis plumosa mixed—An excellent mixture of plumosa or feathered types in shades of red and yellow. Pkt. 10c.

Zinnia—Giant Flowered

This improved strain produces immense double flowers 3 to 4 inches in diameter in an extremely wide range of colors. The plants are hardy, of very vigorous growth often 3 feet high, and remain in bloom from early summer until killed by severe frost. (See colored plate page 99, and further description, page 98.)

Giant Flowered

Crimson..... Pkt. 10c.
Golden Yellow..... " 10c.
Orange..... " 10c.
Pink (Several Shades)..... " 10c.

Purple (Several Shades)..... Pkt. 10c.
Scarlet..... " 10c.
White..... " 10c.
Mixed—A choice mixture of the above shades and colors. Oz. \$.75..... " 10c.

Didiscus-Coeruleus—Blue Lace Flower


An easily grown garden annual that has within the past few years become very popular for use as a cut flower. The plants grow about 2 feet high and furnish a profusion of beautiful umbel shaped flowers of pale coerulean or heavenly blue color. (See cut on this page, and further description, page 79) Pkt. 10c.

Sweet Pea—Miss California

This new Spencer Sweet Pea was granted an Award of Merit by the British National Sweet Pea Society in 1924. The general color-effect is a rich beautiful salmon pink of a distinctly new shade. The flowers are beautifully waved and frilled and borne in fours on long, stout stems. The plants are exceptionally vigorous. As a cut flower for interior decoration this variety compels admiration because of its charming color both in daylight or under artificial light. A truly magnificent variety for either exhibition or garden decoration. Pkt. 10c. Oz. \$1.00; ¼ Lb. \$2.50

Sweet Pea—Crimson King

This superb variety is, we believe, the finest crimson sweet pea yet offered. The rich deep crimson color is of a distinctive shade that makes it instantly noticeable. The plants are of strong vigorous growth and produce abundantly a profusion of beautiful long stemmed sprays. The flowers are perfectly placed on strong, stiff stems and are seemingly always properly spaced. There is no distinguishing difference in color between the standard and wings and the flowers seem to be free from sunburn and wind scald. We urge you to try this splendid variety; we are sure you will be delighted with it. (See further description, page 95) Pkt. 10c; Oz. 60c; ¼ Lb. \$1.75



DIDISCUS, COERULEUS

CELOSIA

PYRAMIDALIS PLUMOSA

A BRILLIANT ANNUAL FOR GARDEN DECORATION
OR FOR CUTTING



Cucumber—Early Fortune

An excellent shipping variety producing very attractive white spined fruits of rich, dark green color. The fruits average uniformly about nine inches long, cylindrical or slightly tapered at ends. The flesh is thick, crisp and tender. Recommended as one of the best shipping sorts yet introduced and as a very desirable home garden variety. (See colored plate on opposite page, and further description, page 41) Pkt. 10c; Oz. 15c; 2 Oz. 25c; ¼ Lb. 40c; Lb. \$1.50

Radish—Early Scarlet Globe

The roots of this variety are slightly olive shaped and are a rich, bright scarlet color. The flesh is white, crisp and tender. The roots mature rapidly and the variety is very popular for first early plantings out of doors and for greenhouse forcing. For uniformity of color, shape, fineness of top and time of maturity, our stock is unsurpassed in quality. (See colored plate on opposite page, and further description, page 57) Pkt. 10c; Oz. 15c; 2 Oz. 25c; ¼ Lb. 40c; Lb. \$1.40

Radish—Icicle

An excellent variety with long, very smooth, clear white roots which are very crisp and tender. When mature the roots are four to five inches long but are ready for use when about half that size.

One of the most desirable varieties for the home garden, furnishing roots almost as soon as the early turnip rooted sorts. (See colored plate on opposite page and further description, page 58). Pkt. 10c; Oz. 15c; 2 Oz. 25c; ¼ Lb. 40c; Lb. \$1.25

Spinach—King of Denmark

Also known as "Antvorskov"

This variety has within the few years since its introduction taken its place as one of the leading varieties of Spinach. It has proven equally satisfactory for either the home or market garden and we urge you to give it a trial if you have not already done so. Although the plants are ready for use almost as soon as the medium early sorts they remain in good condition from a week to two weeks after all other varieties have gone to seed. (See cut and further description, page 60) Pkt. 10c; Oz. 15c; 2 Oz. 20c; ¼ Lb. 25c; Lb. 75c.

Tomato—Avon Early

This comparatively new extra early, scarlet fruited variety is the result of several years of careful breeding and selection at our Oakview Stock Seed Farm. We consider it the most desirable variety of its class. The fruits are of more desirable shape, more free from cracks and show less green about stem than any other extra early variety we have ever tried. (See further description, page 63) Pkt. 10c; Oz. 60c; 2 Oz. \$1.00; ¼ Lb. \$1.75; Lb. \$6.00

Tomato—Cooper's Special

A comparatively new, distinct, second early variety. The vines are about three feet tall, being intermediate in height between the dwarf and the tall growing sorts. The vines are sturdy and vigorous growing and produce good sized clusters of fruits of attractive shape and color. The fruits are of medium size, globe shaped, light purplish-pink color, solid and meaty and of excellent flavor.

Because of its compact habit of plant, desirable shape of fruits and excellent shipping qualities, this variety has proven a valuable one for the shipper and market grower. For the home garden it should prove equally valuable because of its superior yielding qualities over the strictly dwarf varieties and its compactness compared with the tall growing sorts. (See cut on this page and further description, page 63) Pkt. 10c; Oz. 60c; 2 Oz. \$1.00; ¼ Lb. \$1.75; Lb. \$6.00

Tomato—Gulf State Market

Although this variety was developed primarily to meet the demands of tomato growers who ship to distant markets, its many excellent qualities make it also a very desirable sort for the home gardener or the grower for local markets. It is earlier than any other good purple tomato. The vines are exceptionally robust making the crop less susceptible to blight than other varieties, thus increasing the possibilities of a perfect stand in the field if weather or other conditions are unfavorable.

In our experimental trials in comparison with other varieties of its class we have found that it will outyield both in bulk and number of fruits any other shipping tomato. (See further description, page 63) Pkt. 10c; Oz. 75c; 2 Oz. \$1.25; ¼ Lb. \$2.00; Lb. \$7.00



TOMATO, COOPER'S SPECIAL

**CUCUMBER
EARLY
FORTUNE**

**RADISH
ICICLE**

**RADISH
EARLY SCARLET
GLOBE**

Asparagus—Washington

This variety which was developed by the United States Department of Agriculture has proven as nearly rust proof as is possible to produce Asparagus. This in addition to the vigor of the plants, the thick shoots, the heavy yield and fine flavor make it an exceptionally valuable variety. The shoots are of rich, dark green color tinted somewhat with purple at tips. Highly recommended for both the home or market garden. (See further description, page 21.) SEED—Pkt. 10c; Oz. 40c; 2 Oz. 75c; ¼ Lb. \$1.10; Lb. \$4.00. ROOTS—Postpaid, \$2.00 per 100. By freight, express or parcel post, not prepaid, \$1.60 per 100

Beet—Detroit Dark Red

We believe this is the best beet for the market and home garden, and on account of its uniformly deep rich color, the most desirable for canning. The tops are small and upright in growth. The leaves are dark green, shaded with red. The flesh is deep vermilion red, zoned with darker shade. Careful comparisons with all the prominent varieties on the market in this country and in Europe prove that the Detroit Dark Red Beet is the most uniform in shape and size and the most attractive in color. It is unsurpassed in quality. (See cut on this page, and further description, page 29) Pkt. 10c; Oz. 15c; 2 Oz. 25c; ¼ Lb. 40c; Lb. \$1.50

Cabbage—Copenhagen Market

This is undoubtedly the most valuable cabbage of recent introductions. The heads are exceptionally large for so early a variety, very solid and of excellent quality. Matures but a few days later than Early Jersey Wakefield and is equally valuable either for the home or market garden. We have had in our trials samples of this variety from many other growers and seedsmen; we have found none that is more desirable than the stock we offer (See cut and further description, page 31) Pkt. 10c; Oz. 50c; 2 Oz. 85c; ¼ Lb. \$1.40; Lb. \$5.00

Cabbage—Hollander or Danish Ball Head

We have given a great deal of attention to this variety and offer seed of our own growing which, judging from our trials, will produce more uniformly typical heads than can be grown from stock obtainable elsewhere. Very hardy, sure heading, very solid, of good quality and as one of the best keepers is particularly desirable for distant markets or for late spring use. (See cut and further description, page 33) Our own strain, Pkt. 10c; Oz. \$1.35; 2 Oz. \$2.30; ¼ Lb. \$4.25; Lb. \$16.00
Choice imported seed, Pkt. 10c; Oz. 30c; 2 Oz. 55c; ¼ Lb. 90c; Lb. \$3.00

Musk Melon—Daisy

A comparatively new variety of special merit for the home garden or near markets. The fruits are medium to large size, nearly round, slightly ribbed and faintly netted. The skin is dark green becoming tinged with yellow as the fruits mature. The flesh is thick, fine grained, of excellent quality and of rich, deep salmon-yellow color. Similar in appearance to Emerald Gem, but larger and somewhat later maturing. Pkt. 10c; Oz. 20c; 2 Oz. 35c; ¼ Lb. 60c; Lb. \$2.00

Musk Melon—Honey Ball

This desirable melon of the Honey Dew type produces fruits that are smaller and earlier maturing than that variety. The round, smooth fruits are of medium size, free from ribbing, and are but faintly netted. When ripe the skin is yellowish-white in color. The flesh is very thick and although of rather sweet, sugary flavor it has somewhat more of the spiciness of the green fleshed cantaloupes than the Honey Dew. Where length of season permits, this variety is grown extensively for shipment. Pkt. 10c; Oz. 30c; 2 Oz. 55c; ¼ Lb. 90c; Lb. \$3.00

Mustard—Florida Broad Leaf

This new variety is quite distinct from the Large Smooth or the Chinese Broad Leaf in that the plants are larger and taller growing and remain in condition for use much longer without bolting to seed. The leaves are large, comparatively smooth and have a distinct broad mid-rib. It produces considerably more leaf growth than other sorts and the leaves when cooked are of excellent quality. A valuable addition to the list of varieties heretofore offered. Pkt. 10c; Oz. 15c; 2 Oz. 20c; ¼ Lb. 30c; Lb. \$1.00 (See further description, page 48.)



BEET, DETROIT DARK RED

PLAN FOR KITCHEN GARDEN

WHERE SPACE IS LIMITED

For the convenience of those who have only a limited space at their command, the accompanying plan is suggested as an aid in laying out a small kitchen garden.

Where the rows are made the distances apart indicated on this diagram, thirty-five feet are required in one direction.

If the rows are to run east and west it is desirable to have the corn at the north end, otherwise the corn is likely to shade too much the rows near it on the north side.

The rows may be as long as space permits or individual preferences may call for, and where space is less limited, more rows of favorite sorts may be added or provision made for other vegetables or flowers that may be desired.

The Asparagus, Horse Radish and Rhubarb should be permanent beds.

Among the varieties of vegetables that we recommend, mentioned somewhat in order of planting, are the following:

Tomato, Early—Avon Early, Chalk's Early Jewel and Early Detroit.

Cabbage, First Early—Early Jersey Wakefield and Copenhagen Market.

Cabbage, Second Early and Intermediate—Early Summer, Midseason Market, Succession, Early Winnigstadt. Cauliflower—Early Snowball and Danish Giant, Dry Weather.

Onion—Bunching and White Portugal.

Pepper—Large Bell or Bull Nose and Giant Crimson.

The above sorts do best when started indoors and transplanted. Others mentioned below may be sown outdoors.

Lettuce, Clustering or Loose Leaved—Black Seeded Simpson and Ferry's Early Prize Head.

Lettuce, Cabbage or Heading—California Cream Butter and Big Boston.

Onion—Yellow Globe Danvers, Southport Red Globe and White Globe.

Radishes—French Breakfast, Early Scarlet Turnip, White Tipped, Early Long Scarlet and Crimson Giant Turnip.

Spinach—Early Giant Thick Leaved, Long Season and King of Denmark.

Parsley—Plain and Champion Moss Curled. Asparagus—Palmetto and Washington.

Peas—Premium Gem (dwarf), Thomas Laxton (medium), Champion of England (tall).

Beet—Detroit Dark Red and Crosby's Egyptian.

Corn, Early—Alpha, Crosby's Early, Golden Bantam and Charlevoix.

Corn, Main Crop—Ferry's Early Evergreen and Stowell's Evergreen.

Beans, Dwarf Wax Podded—Golden Wax and Prolific Wax. Black Seeded.

Beans, Dwarf Green Podded—Early Red Valentine and Stringless Green Pod.

Beans, Pole—Kentucky Wonder and White Crease Back.

Cucumber—Early White Spine and Improved Long Green.

Squash, Summer—Mammoth White Bush Scallop and Mammoth Summer Crookneck.

1 ft.		Rhubarb	Horse Radish
4 ft.	Asparagus	Salsify	Parsnip
3 ft.	Early Corn		Summer Squash
4 ft.	Main Crop Corn		
2 ft. 2 ft.	Dwarf Peas	} Followed by Celery	
2 ft.	" "		
3 ft.	Early Cabbage and Cauliflower or Brussels Sprouts		
1½	Early Beets (followed by Turnips or Fall Spinach)		
1½	Lettuce (followed by Winter Radish)		Parsley
1½	Onions	Early Radish	
1½	Dwarf Beans	" " and Carrot or Endive	
3 ft.	Late Cabbage		Pepper
3 ft.	Tomatoes		Pole Beans
5 ft.	Cucumbers, Melons or Late Squash (One or more hills of each)		

Squash, Fall and Winter—Delicious and Hubbard. Musk Melon—Emerald Gem, Admiral Togo and Osage.

Water Melon—Peerless and Monte Cristo.

Carrot—Danvers and Chantenay.

Parsnip—Hollow Crown and Long White Dutch.

Salsify—Mammoth Sandwich Island.


Cabbage, Fall and Winter—Midseason Market, Premium Late Flat Dutch and Hollander.

Turnip—Extra Early White Milan and Early Purple Top, Strap Leaved.


Even a small yard should have its flowers. Plant a few Sweet Peas or some Nasturtiums, either Dwarf or Trailing. Our mixtures of Asters, Pansies, Petunias, Phlox Drummondii, Poppies, Morning Glories, Marigolds, Verbenas and Zinnias, all are easily grown. A few packets of flowers well grown will give an abundant harvest of pleasure.

Each packet of seed gives cultural directions sufficient to insure success under normal conditions, and more detailed suggestions for many sorts will be found in the following pages.


Buy Ferry's seeds of your local dealer.




CUCUMBER TRIAL




CELERY TRIAL



TOMATO TRIAL




FLOWER TRIAL



GREENHOUSES AND FLOWER BEDS

SCENES AT OUR EXPERIMENTAL GARDEN



An airplane view of our Oakview Stock Seed Farm and Experimental Garden. The area within the white lines contain 850 acres, and is devoted to the breeding and testing of vegetable and flower seeds

COOKING RECEIPTS

Good vegetables are delicious when properly cooked. They are among the choicest dishes that can be obtained. Fortunately as the price of meat has advanced the quality of vegetables has improved. From motives of economy, pleasure and health, no housekeeper can afford to overlook the home garden as a main source of food supply, especially if there are children in the family. Moreover since the appearance of food has much to do with its digestibility the garden can minister to health through the sense of sight also, for from the garden come the little extra things which make the difference between a dainty table and one that is commonplace or unattractive. Vegetables from the home garden are so fresh that proper cooking and serving add the last touches needed for perfection.

Few people realize what a variety of dishes the garden affords. The range is great. Also there are many excellent ways of cooking the same thing. We hope the following pages will help you to share in the opportunities that a little care and attention make possible to every one.

General Suggestions

Cooking vegetables in hard water requires more time than is mentioned in these receipts.

It is essential to avoid overcooking vegetables, as you lose thereby their delicacy of flavor, and if prolonged it usually makes them tough or tasteless.

The age and freshness of vegetables determine the time required for proper cooking. Cabbages, beets and carrots fresh from the garden will cook more quickly and are much better flavored than those taken from cold storage, or those which have become wilted on the market. Even from your own garden, vegetables freshly gathered have a more delicate flavor and require somewhat less cooking than those that have become slightly wilted.

Always cook strong flavored vegetables such as cabbage, onions and turnips in uncovered vessels; also cook uncovered all vegetables whose color you wish to retain, such as young peas, beets and rhubarb.

Thoroughly wash all vegetables in clean, cold water before preparing for cooking. Spinach may be washed to advantage as many as eight times.

Unless otherwise directed, all spoon measurements are level.

Soak in cold water half an hour before cooking all leaf and stalk vegetables such as turnips, cabbage and celery.

Start all vegetables in boiling water. Salt most vegetables after half done.

See page 17 for sauces to go with vegetables.

ASPARAGUS

This is one of the earliest and most delicious of spring vegetables. Where space is available a permanent bed 8 or 10 feet square will be found a valuable addition to the home garden.

Creamed Asparagus

Prepare asparagus by washing, trimming, and cutting into inch pieces. Boil about 25 minutes, except the tips which should not be put in till the last 10 minutes. Drain and serve with white sauce (see page 17), or in bread cases, saving out the tips to use as a garnish.

Asparagus on Toast with Butter Sauce

Trim the hard or tough end from lower part of stalk, wash, remove scales and tie with a piece of soft twine or tape. Cover with boiling salted water and cook until tender, or from 20 to 30 minutes, leaving tips above water the first 10 minutes. Lift bunches out of water by tape, drain, remove tape and lay on pieces of toast. Serve with butter, or a sauce made as follows:

$\frac{1}{4}$ cup butter	$\frac{1}{2}$ teaspoon finely
$\frac{1}{2}$ teaspoon salt	chopped parsley
$\frac{1}{8}$ teaspoon pepper	$\frac{3}{4}$ teaspoon lemon juice

Put butter in a bowl, and work with a wooden spoon until creamy, add salt, pepper and parsley, then lemon juice very slowly.

Asparagus with Hollandaise Sauce

Prepare asparagus same as for asparagus on toast. Serve with Hollandaise sauce (see page 17).

BEANS

Beans, in their many varieties are among the most valuable and extensively used of all vegetables. With the exception of the limas all are suitable when young for use as snaps.

Creamed New Snap Beans

Take 2 quarts of beans, cut in half-inch pieces and wash carefully; drain and cover with boiling water; boil until tender. Do not cover beans while cooking. Drain and cover with white sauce (see page 17) made with either butter or bacon drippings. The bacon drippings improve the flavor of the beans and are much less expensive than butter.

Shell Beans

Dry beans should be thoroughly washed and picked; and are much improved in quality if allowed to soak in cold water over night. If newly dried, cook about 2 hours in a sufficiently small quantity of water so that there will be none to drain off when beans are fully cooked. Cook old beans 3 hours or more until soft.

Lima Beans

Lima beans are most delicious when used as green shells, especially if freshly shelled and pods are not too mature.

BEETS

Garden beets are generally recognized as one of the best root vegetables, and in the form of sugar possess a high food value.

The tops of most varieties, especially the Swiss Chard, make delicious greens.

Boiled Beets

Wash and cook whole in boiling water until soft, which will require from one to three hours. Drain and put in cold water, and the skin may be easily removed. Cut in slices or cubes, season with butter, salt and pepper or serve with white sauce.

The length of time required to cook will depend on whether the roots are fresh, old beets requiring considerably more time.

Beet Greens with Young Beets

The beets usually used for greens are those that are pulled in thinning out the seed row, and are most desirable if roots have not reached 1 inch in diameter. Wash thoroughly and cook until tender in boiling salted water. Both tops and root are used; the flavor may be improved by the addition of a piece of bacon. Season with butter, salt and pepper. Serve with or without vinegar.

Pickled Beets

Cut cold boiled beets into cubes or slices and cover with vinegar, adding 1 teaspoon salt, dash of pepper and 1 tablespoon sugar to each half cup of vinegar used. If young beets $1\frac{1}{4}$ to $1\frac{1}{2}$ inches in diameter are available, pickle whole.

Swiss Chard

This kind of beet is grown exclusively for the numerous, fleshy, tender leaves and leaf stalks, which are superior to those of other beets for use as greens. Later in the season the wax-like leaf stems are cooked like asparagus or are pickled. When properly prepared it will be found a most delicious vegetable.

Plain Boiled Chard

Wash and cut the stalks 1 inch wide; put in saucepan and cover with boiling water; boil 30 minutes, or until tender; drain; dust with salt, 1 teaspoon to the quart of chard; garnish with hard-boiled egg. Serve with either lemon juice or vinegar. May also be boiled with smoked bacon.

Creamed Chard

Strip the green from the ribs; boil the green alone; drain and cream same as spinach.

Cut the ribs in 3-inch pieces; put in saucepan; cover with boiling water and boil 35 minutes, or until tender; drain; dust with salt; pile in center of shallow dish and pour the creamed green around.

Garnish with 1 hard-boiled egg chopped fine.

BRUSSELS SPROUTS

This vegetable is used in the fall and early winter and by some considered more tender and delicious than any cabbage. The small, cabbage-like heads when properly prepared make a very tempting and nutritious side-dish.

Wash and pick off outer leaves. Place the heads in pan of boiling water, to which has been added a handful of salt and a small piece of soda. Do not cover while cooking. Boil quickly until tender, which should take about 15 minutes. Drain off water, spread a little butter over them, pepper slightly and serve hot.

CABBAGE

Cabbage is a desirable vegetable that may be had at all times of the year. Its characteristic flavor and food value have made it one of the most extensively grown vegetables for home use.

Boiled Cabbage

Remove outer leaves, cut in quarters and remove part of core. Soak a few minutes in cold water to which has been added a teaspoon of vinegar or salt. This will draw out any insects that may be lodging under the leaves. Drain. Have sufficient boiling water to which has been added a tablespoon of salt and a small piece of soda. Let the cabbage boil quickly till tender, leaving the dish uncovered while cooking. This may be served in the following ways:

1st, Seasoned with butter, salt and pepper.

2nd, With white sauce (see page 17).

3rd, Scalloped as per directions below.

Scalloped Cabbage

Cut one-half boiled cabbage in pieces; put in buttered baking dish, sprinkle with salt and pepper, and mix well with $\frac{1}{2}$ as much white sauce. Cover with buttered crumbs, and bake until crumbs are brown.

Cole Slaw

Select a small, solid cabbage, remove outer leaves. Cut in quarters, and with a sharp knife slice as thin as possible. Soak until crisp in cold water, drain, dry between clean cloths and serve with cream dressing made as follows:

1 teaspoon mustard	A few grains cayenne
1 teaspoon salt	1 teaspoon melted butter
2 teaspoons flour	Yolk 1 egg
$\frac{1}{2}$ teaspoon powdered sugar	$\frac{1}{3}$ cup hot vinegar
	$\frac{1}{2}$ cup thick cream

Mix dry ingredients, add butter, egg and vinegar slowly. Cook over boiling water until mixture thickens; cool and add to heavy cream beaten until stiff.

Hot Slaw

Slice cabbage as for Cole Slaw, using one-half cabbage. Heat in a dressing made of yolks of two eggs slightly beaten, one fourth cup of cold water, one tablespoon butter, one fourth cup hot vinegar, and one half teaspoon salt, stirred over hot water until thickened.

CARROTS

The carrot is one of the most wholesome of our garden vegetables, and is deserving of more general cultivation for table use. Whether used in soups, or stews, for garnishing, as a side dish alone, or in combination with peas or other vegetables, it is always attractive. Carrots should be merely washed and scraped (not peeled) before cooking, as the best flavor and brightest color are near the skin.

Creamed Carrots

Wash, scrape and cut the carrots into small cubes, put on to boil with boiling water enough to cover; boil until tender, without a cover. Serve with white sauce.

Carrots and Peas

Wash, scrape, and cut carrots in strips, cubes or fancy shapes; cook until soft in boiling salted water. Drain, add an equal quantity of cooked green peas.

Season with butter, salt, and pepper, or serve with white sauce. Another good way is to serve with potato balls.

Carrots and Onions

Fry out bacon cut fine or use half lard and half butter. Put in some finely cut onions (two fair sized bulbs to a quart of carrots) and fry a golden brown. Have carrots scraped and cut in small pieces. Add about a half glass of hot water, cover tightly and cook over a slow fire for about two hours or until the carrots are done. Season to suit.

CAULIFLOWER

Cauliflower, although one of the most delicious vegetables, is but little grown except by professional growers, because of the erroneous notion that it is so difficult to grow that only skilled gardeners can produce it. The flavor is more delicate than cabbage; it is also more easily digested, and may be served in so many attractive ways that it is surely worthy of more general use.

Creamed Cauliflower

Remove leaves, cut stem off close, and let stand one-half hour in salted water. Put it stem side down in boiling water sufficient to cover it, to which has been added one teaspoon salt.

Cook uncovered from $\frac{1}{2}$ to $\frac{3}{4}$ hour, drain, separate florets and reheat in one and one-half cups white sauce. Hollandaise sauce may be used in place of the white sauce (see page 17).

CELERY

Regarded as one of the most appetizing fall and winter vegetables for eating uncooked. Celery is very palatable and nutritious when cooked, and is also a desirable addition to many soups and stews.

Creamed Celery

Wash, scrape and cut celery into inch pieces, and cook about 20 minutes, or until soft, in boiling salted water; drain, and to two cups celery add one of white sauce.

Scalloped Celery

Mix boiled celery with a thick white sauce and pour into a buttered baking dish and cover with a layer of grated cheese and buttered crumbs. Brown in hot oven.

CORN

Corn, especially the sweet or sugar varieties, is one of the most generally cultivated of all vegetables. It is extremely high in amount of food content, containing one-third more food value, pound for pound, than whole milk. Not only is it a very palatable and nutritious table food that may be served in a number of ways, but is also one of the standard sorts for canning.

Boiled Corn

Green corn for boiling is decidedly superior in quality if picked just before cooking, its excellent qualities being greatly diminished if ears have become withered or stale.

Remove husks and silky threads. Cook ten to twenty minutes in boiling water. Place on platter covered with a napkin; draw corners of napkin over corn, or cut from cob and season with butter and salt.

Or the ears may be dropped unhusked into boiling water and let boil briskly for fifteen minutes. When cooked in this manner the silk is easily removed with the husks. What is left over from a meal also keeps better than if husked and may be warmed over either in hot water or in the oven.

Roast Corn

To roast sweet corn leave the husks on the cob, put in a slow oven and bake one-half hour. Do not remove husk till ready to serve.

Corn Fritters

One dozen ears of sweet corn, grated, three beaten eggs, two tablespoons milk, two tablespoons flour, 1 teaspoon salt and a little pepper. Bake in small cakes on a griddle with plenty of butter; or drop by spoonfuls into drip fat, and fry a golden brown. The fat should be as hot as that for doughnuts. Serve hot.

CUCUMBERS

This is one of the vegetables that can be grown to perfection by any one who can control a few square yards of reasonably good soil. Every family should be supplied from their own garden, since the fruit is so much better when gathered fresh from the vines as desired for use than it is in the more or less wilted condition in which it is found on the market. The popularity of the cucumber is due largely to its pleasant flavor when served uncooked as an appetizer. It is also largely used for salads, either alone or in combination with other vegetables, and while not usually regarded as a cooking vegetable, we believe the following receipts worthy of a trial.

Boiled Cucumbers

Old cucumbers may be pared, cut in pieces, cooked until soft in boiling salted water, drained, mashed, and seasoned with butter, salt and pepper.

Fried Cucumbers

Pare cucumbers and cut lengthwise in one-third inch slices. Dry, sprinkle with salt and pepper, dip in crumbs, egg, and crumbs again, fry in deep fat and drain.

EGG PLANT

The egg plant is increasing in popularity as a palatable substitute for meat. When cooked in fat it has considerable food value, and when properly prepared will be found as desirable as many of the better known vegetables.

Fried Egg Plant

Peel and cut an egg plant into one-quarter inch slices, dust with salt and pepper, roll in beaten egg yolk, then in fine bread crumbs, and fry in deep fat.

Stuffed Egg Plant

1 egg plant	1 beaten egg
1 cup softened stale bread crumbs	Salt, pepper and
2 tablespoons butter	paprika to taste
$\frac{1}{2}$ teaspoon finely chopped onion	

Cook egg plant fifteen minutes in enough boiling salted water to cover. Cut a slice from the top and remove pulp, taking care not to come too close to the skin. Chop pulp and add crumbs.

Melt butter in frying pan, add onion and fry five minutes. Add chopped pulp, crumbs and seasoning and cook five minutes. Let cool slightly, add beaten egg and refill egg plant. Cover with buttered bread crumbs ($\frac{1}{2}$ tablespoon melted butter to $\frac{1}{2}$ cup crumbs) and bake twenty-five minutes in a hot oven.

KALE

Extensively grown, especially in the south, for the leaves, which are used as greens. It is as easily grown as cabbage, and by many considered decidedly superior in flavor.

Kale with Bacon

Cut away the outer and decayed leaves, and the stalks, wash with care and drain. Cook in boiling water, slightly salted, until tender (about thirty minutes). Drain thoroughly, chop fine and serve with white sauce (page 17). Garnish with thin strips of bacon, fried brown, and white of hard boiled egg cut in rings; the yolk may be grated and sprinkled over the top. To vary the flavor substitute bacon drippings for butter, in the white sauce.

KOHL RABI

The edible part is the turnip shaped bulb formed above ground. It is tender and of excellent quality when used before fully grown, combining somewhat the flavors of cabbage and turnip. The bulbs are most desirable for use when about the size of an egg.

Fried Kohl Rabi

Parboil for half an hour, cut in half and fry in melted butter fifteen or twenty minutes. Serve over them the butter in which they were cooked, and dredge with salt and pepper. The time required to cook kohlrabi depends largely upon the age at which it is used.

Kohl Rabi Au Gratin

Slice kohlrabi, boil twenty minutes, or until nearly tender, and arrange layers in a baking dish with white sauce (page 17). Season each layer with pepper and salt, sprinkle the top with grated cheese and buttered crumbs (1 tablespoon butter to 1 cup crumbs) and bake twenty minutes in moderate oven.

LETTUCE

Every garden, regardless of size, should contain a liberal planting of this popular vegetable.

Although most extensively used as a salad plant it will also be found desirable as a cooked vegetable; the coarse outside leaves may be shredded and used in soups.

Stewed Lettuce

Trim away the outer leaves, wash carefully, and boil in plenty of salted water until tender. Drain and press out all water. Put into saucepan with pepper, salt and a little butter. Dredge lightly with flour and add three tablespoons of good gravy or one-quarter cup cream. Simmer gently for a quarter of an hour, stirring constantly. Add 1 dessertspoon of vinegar or lemon juice and serve hot. If cream is used omit lemon juice or vinegar.

OKRA OR GUMBO

Okra is extensively grown in the Southern States and has many excellent qualities which make it worthy of more general cultivation. Although known in some sections only through its use in gumbo soup, it may be cooked in many appetizing ways, either alone or combined with other vegetables or meats.

Okra should always be cooked in agate, porcelain or earthenware, as vessels made of iron, copper or brass will discolor the pods and often make them unfit for use.

Stewed Okra

Cut the ends off the pods of young okra, boil for one hour in salted water, then drain and reheat in a saucepan with some melted butter. Fry brown, keeping well stirred to prevent scorching; season well with salt and pepper, and when thoroughly heated serve. If desired a cup of tomato sauce may be added when starting to fry.

Baked Okra

Arrange alternate layers of sliced cooked okra and tomato in a well buttered baking dish, separating them with layers of boiled rice well seasoned with salt and pepper and dotted with butter. Cover the top with fine buttered bread crumbs (1 tablespoon butter to 1 cup crumbs) and brown in hot oven.

Okra Soup

2 lbs. chicken, or beef without fat or bone	4 qts. cold water
2 cups okra chopped fine	1 onion chopped fine
¼ lb. butter	Salt and pepper

Cut the beef or chicken into small pieces and season well with pepper and salt. Fry it in the soup kettle with the onion and butter until very brown. Then add the cold water and let it simmer for an hour and a half; add the okra, and let it cook slowly for about three hours longer.

ONION

The onion is one of the most generally used of all vegetables. It not only contains considerable nutriment and has valuable medicinal properties, but is most useful in counteracting the bad effects of sedentary life. The disagreeable odor it imparts to the breath may be avoided in a great measure by thorough cooking, or by eating a few leaves of parsley.

Small Onions in Cream

Put small onions in a dish of cold water and remove skins while under water. They should then be put in rapidly boiling water, and this changed after the first five minutes of cooking, then put in fresh boiling salted water, and cook for from half an hour to forty minutes. Serve with white sauce. For onions au gratin, fill a buttered baking dish with creamed onions; cover with grated cheese and let heat in oven five or six minutes.

Onion Souffle

1 cup white sauce (page 17)
½ cup stale bread crumbs
1 teaspoon chopped parsley
1½ cups cold boiled onions, chopped fine
2 eggs (yolks and whites beaten separately)

Add to white sauce the bread crumbs, parsley, onions and yolks of eggs, in order given. Mix thoroughly and fold in with a fork the stiffly beaten whites. Put in buttered baking dish or individual ramekins, sprinkle with buttered crumbs and brown in oven.

PARSNIP

The value of the parsnip as a culinary vegetable is well known, and because of its excellent keeping qualities should be planted in every home garden, especially where other vegetables are not procurable throughout the winter.

Parsnip Fritters

Wash and cook forty-five minutes in boiling salted water. Drain and plunge parsnips into cold water and the skins will slip off easily. Mash, season with butter, salt and pepper, and shape in small flat round cakes, roll in flour and fry in butter.

Parsnips and Drawn Butter Sauce

Clean and scrape young parsnips and cut into small pieces; cook until tender in boiling salted water (about 10 minutes). Drain and serve with half the quantity of drawn butter sauce.

Drawn Butter Sauce

$\frac{1}{3}$ cup butter	$\frac{1}{2}$ teaspoon salt
3 tablespoons flour	$\frac{1}{8}$ teaspoon pepper
$1\frac{1}{2}$ cups hot water	

Melt half the butter, add flour with seasoning. Pour on the hot water gradually, then add remainder of butter in small pieces.

PEAS

Probably no vegetable is more universally appreciated than young peas fresh from the garden. They contain a comparatively high percentage of protein, and are usually considered, with green corn, as having the highest food value of all garden products. Proper cooking when the peas are in prime condition for the table insures a food delicacy that is unsurpassed.

Boiled Peas

Remove from pods and cook in a small quantity boiling salted water until tender. Add salt the last five minutes of cooking. Drain; season with butter, pepper and salt. If they have lost much of their natural sweetness they are improved by the addition of a small amount of sugar.

They may be served with half the quantity of white or drawn butter sauce.

Pea Timbales

Rub 1 quart of cooked peas through a sieve. To every cup of pea pulp add two beaten eggs, two tablespoons melted butter, two-thirds teaspoon salt, one-eighth teaspoon pepper and a few drops of onion juice. Pack in buttered moulds and bake in a moderate oven until firm. Serve with one cup of white sauce to which has been added one-third cup of peas.

PEPPER

Peppers when properly prepared make some of the most attractive salads for the table, and their value as a food as well as an appetizer, is giving them increasing popularity. They may be used either green or ripe for salads, chili sauce and chow chow, and are a desirable addition to meat and vegetable dishes of many kinds.

Stuffed Green Peppers

Slice the stem end from sweet peppers. Cut away inside seed and pulp, and fill with a mixture made of one cup fine crumbs, one grated onion, one-half cup chopped nuts, one teaspoon salt and two teaspoons of melted butter. Set in a pan containing a little water and melted butter and bake from twenty minutes to half an hour, basting occasionally.

Escallop of Peppers and Corn

Cut enough sweet corn from cob to make three cups. Take two or three sweet green peppers and remove inside pulp and seeds; then slice in very thin circles, and arrange in alternate layers, salting each layer, until dish is filled, finishing the top with peppers. To a cup of cream, or milk, add one beaten egg and two tablespoons of melted butter; pour this over the whole and bake for half an hour in a hot oven. Canned corn may be used, in which case less cream will be needed.

WARMED OVER POTATOES

To a quart of cold peeled potatoes add a tablespoonful of fat, preferably bacon fat; season well with salt and pepper and heat slowly. Chop fine and when thoroughly heated add a cupful of sour cream. Sweet cream will do but the sour gives a little better flavor. If well warmed and properly seasoned they are much better than when first cooked.

RHUBARB

Rhubarb, also known as pie plant or wine plant, is the earliest spring vegetable, and is grown for its long leaf stalks, which are extensively used for pies, sauce and other dishes. Its piquant flavor makes it a desirable appetizer and an excellent accompaniment to the heavier and plainer foods of the diet.

Rhubarb Pie

$1\frac{1}{2}$ cups rhubarb	2 tablespoons flour
1 cup sugar	

Wash thoroughly, and cut stalks of rhubarb in half inch pieces before measuring. Mix sugar and flour, add to rhubarb and bake between crusts. Rhubarb may be scalded first, thus losing much of the acidity and requiring less sugar.

SALSIFY

Salsify is rapidly gaining in favor as a desirable vegetable for fall and winter use. Its excellent keeping qualities are such that roots stored in the fall may be had throughout the winter months. The flavor is similar to that of oysters, and when cooked is palatable and delicious.

Creamed Salsify

Remove tops from two bunches of salsify, scrape and cut in slices. Put in a bowl of cold water with a little lemon juice to retain whiteness. Drain and cook three quarters of an hour in enough boiling water to cover; add salt after fifteen minutes' cooking. Drain and serve with highly seasoned white sauce.

Scalloped Salsify

Boil salsify as for above, but drain before quite done. Arrange in layers with slightly browned buttered crumbs. Season each layer with pepper, salt and paprika. Pour one-half cup milk and one beaten egg well mixed over all and bake in moderate oven about fifteen minutes.

SQUASH

The squash is one of the most valuable garden vegetables. It is very palatable when cooked, and when used for pies is as delicious as pumpkin. The summer varieties come to the table early in the season, and should be used when soft and tender; the winter sorts when stored, may be had from August until the following spring.

Fried Summer Squash

Select a very young summer squash and cut it in small pieces, removing seed and stringy portion. If squash is not young and fresh it should be peeled. Fry half an onion in one tablespoon of butter. When beginning to brown add squash and season with salt and pepper. Cook ten minutes, add one-quarter cup hot water and continue cooking until squash is tender.

Boiled or Steamed Summer Squash

If young and soft simply wash and steam till tender. If hard, pare and remove seeds, cook in boiling water till soft, turn into strainer and press out juice till nearly dry; add butter, salt and pepper, and serve.

Baked Winter Squash

Cut squash into pieces about two inches square and remove seeds and stringy portion. Sprinkle with salt and pepper and dots of butter. Put in a dripping pan and bake in a moderate oven about fifty minutes, or until soft. Serve in shell with butter, or scooped from shell and mashed. Season to taste.

Boiled or Steamed Winter Squash

Wash shell, cut into pieces for serving, cook in boiling water or steam it in shell till tender; season as eaten; or if preferred, remove from shell, mash and season before serving.

SPINACH

When properly prepared no plant makes more wholesome and nutritious greens than spinach. It is of easy culture, and if a succession of plantings is made, edible greens may be had throughout an extremely long season.

Spinach with Eggs

Carefully pick over spinach and wash in several different waters, changing from one pan to another each time. Put on to cook in a little water, and cook over a moderate fire until tender. Drain and chop fine. Season with butter, pepper and salt, serve on hot platter, garnish with poached egg; or cut the whites of hard boiled eggs into rings and arrange as border on spinach. Press yolks of eggs through wire strainer and put on center of spinach.

Spinach with Cheese Sauce

One quart spinach prepared as above, one tablespoon grated onion, salt and pepper, grated nutmeg, yolks of three hard boiled eggs. Mix well and add cheese sauce. Serve on rounds of toast and garnish with whites of eggs, chopped or cut in rings.

Cheese Sauce

1 cup white sauce, well seasoned
1 cup grated cheese

Cook in double boiler, keeping well stirred until cheese is melted.

TOMATOES

Probably as favorably known as any other vegetable. It is extensively used for culinary purposes, and is one of the leading vegetables for canning. When in season the fresh tomatoes are very desirable for salads.

Tomatoes Stuffed with Egg and Peppers

Cut the inside from large, solid tomatoes and refill with a mixture of equal parts of chopped hard-boiled eggs and chopped sweet, green peppers, well moistened with melted butter and onion juice and seasoned with salt. Put in a baking dish, cover, and let bake for twenty minutes in a moderate oven.

Tomatoes may be stuffed in a great variety of ways, using fillings of chopped onion, fried cucumber, spinach, or bread dressing with sage, etc.

Fried Tomatoes

Put 1 tablespoon butter in frying pan and when melted lay in thickly sliced tomatoes which have been rolled in egg and crumbs. Fry and when brown turn carefully to avoid breaking the slices. Before serving season both sides with salt and pepper.

A half teaspoon of onion juice may be added to the butter in which they are cooking if desired.

Serve plain or with white sauce.

Deviled Tomatoes

Wash, peel and slice three or four large, solid tomatoes. Season with salt and pepper, dredge slightly with flour and fry in butter. Serve on a hot platter with dressing made as follows:

Cream four tablespoons butter, add two teaspoons powdered sugar, one teaspoon mustard, one quarter teaspoon salt and a few grains of cayenne. Mix well and add yolk of a hard boiled egg rubbed to a paste, one egg beaten slightly and two tablespoons of vinegar. Cook in a double boiler, stirring until thick.

TURNIPS

The turnip is an agreeable and wholesome vegetable which is much in demand for fall and winter use. While more delicious if used when young and tender, the roots keep exceptionally well and make a palatable dish throughout the winter months.

Turnip Au Gratin

Cut boiled turnips in thin slices and arrange in a buttered baking dish in layers 1 inch deep; sprinkle each layer with melted butter, pepper, salt and grated cheese. Finish with cheese on top and bake for 20 minutes.

Mashed Yellow Turnips

Peel and quarter 2 large sized turnips, cover with boiling water and cook until tender. Drain, mash and add 2 tablespoons of butter, 1 teaspoon of salt and a pinch of pepper.

Creamed Turnips

Wash turnips and cut in half inch cubes. Cook in boiling salted water until tender, or from 20 to 30 minutes. Drain and serve with white sauce.

WHITE SAUCE

For Every Vegetable

Use twice the quantity of vegetables cut in cubes as you use of the White Sauce.

The proportion of the sauce we have used in these receipts, to cubed vegetables is always in the ratio of 1 to 2, but this can be varied to suit individual tastes.

2 tablespoons butter	1 cup cold milk
2 tablespoons flour	Dash pepper (white preferred)
½ teaspoon salt	Dash paprika

Have all the ingredients measured before beginning to mix.

Melt butter in a shallow saucepan; add flour and mix until smooth. Remove from fire; add cold milk, in three portions, stirring all the time. Return to fire, add salt, pepper and paprika, and then boil for three minutes.

This sauce can be used for all creamed vegetables, such as cabbage, carrots, cauliflower, celery, onions, salsify and turnips.

Using one-fourth the quantity of flour with the other ingredients as stated above will give you the foundation for all cream of vegetable soups, except tomato.

HOLLANDAISE SAUCE

½ cup butter	½ teaspoon salt
Yolks two eggs	Few grains cayenne
1 tablespoon lemon juice	½ cup boiling water

Put butter in a bowl, cover with cold water, and wash, using a spoon. Divide in three pieces; put one piece in a saucepan with yolks of eggs and lemon juice, place saucepan in a larger one containing boiling water, and stir constantly with a wire whisk until butter is melted; then add second piece of butter, and, as it thickens, third piece. Add water, cook 1 minute and season with salt and cayenne.

The Essentials to the Production of GOOD VEGETABLES and BEAUTIFUL FLOWERS

Good Soil

A rich, sandy loam is the best, but a fair degree of success may be secured from any soil which can be made rich and friable. Vegetables of the best quality cannot be grown on barren sand, a cold, hard, lumpy clay, nor in the shade of orchard or other trees.

Liberal Manuring

Well decomposed stable manure where straw bedding has been used is the best; manure where sawdust has been used for bedding is not so good. Often wood ashes at the rate of one peck up to one bushel to the square rod will be of great benefit.

When good stable manure is not available, commercial fertilizers may be used at the rate of four to twelve pounds to the square rod and the more concentrated forms, such as Nitrate of Soda, Guano, Dried Blood and Potash Salts, at the rate of one to six pounds to the rod, the larger amounts preferably in three or four applications and at intervals of about ten days. A mass or lump of any of the commercial fertilizers, even if it is but a quarter of an inch in diameter, is liable to kill any seed or young plant which comes in contact with it, so it is very important if such fertilizers be used that they be thoroughly pulverized and mixed with the soil.

Thorough Preparation

Rich soil and liberal manuring will avail little without thorough preparation. The soil must be made friable by thorough and judicious working; if this is well done all that follows will be easy; if it is neglected, only partial success is possible and that at the cost of a great deal of hard work.

The garden should be well plowed or dug to a good depth, taking care, if it is a clay soil, that the work is not done when it is too wet. If a handful from the furrow moulds with slight pressure into a ball which cannot be easily crumbled into fine earth again, the soil is too wet and if stirred then will be hard to work all summer. The surface should be made as fine and smooth as possible with the harrow or rake. It is generally desirable to plow the whole garden at once and to do this in time for the earliest crops, but the part which is not planted for some weeks should be kept mellow by frequent cultivation.

Good Seeds Properly Planted

There is no more prolific source of disappointment and failure among amateur gardeners than hasty, careless or improper sowing of the seed. A dry seed may retain its vitality and remain unchanged for years, but after germination has commenced a check of a day or two in the process may be fatal. There is no time in the life of a plant when it is so susceptible of injury from the over-abundance or want of sufficient heat and moisture as at the period between the commencement of germination and the formation of the first true leaves. It is just then that the gardener should aid in securing favorable conditions. These are:

FIRST—A proper and constant degree of moisture. The soil should always be moist, never wet. To secure this cover the seed as soon as it is planted with well pulverized, freshly prepared earth pressing it firmly over the seed. This firming of the soil is very important as it brings the particles of earth into close contact with seeds and roots, prevents the drying out of the soil and facilitates quick growth. The best results are obtained in small gardens by laying a board on the row and then walking upon the board, or the back of the hoe may be used, but for truck farms and field crops a roller is equally satisfactory.


SECOND—A proper degree of heat, secured by sowing the seed when the temperature of the soil is that most favorable to the germination of the seed of that particular plant. Too high a temperature is often as detrimental as one too low. The proper temperature for each sort may be learned from a careful study of the following pages and the experience of the most successful gardeners in your vicinity.

THIRD—Covering the seed to such a depth that while a uniform degree of heat and moisture is preserved the necessary air can readily reach the germinating seed and the tiny stem push the forming leaves into the light and air. This depth will vary with different seeds and conditions of the soil and can be learned only from practical experience. In general, seeds of the size of the turnip should not be covered with more than half an inch of earth pressed down, while corn may be an inch, beans an inch to two inches and peas one to three inches deep.


FOURTH—Such a condition of soil that the ascending stem can easily penetrate it and the young roots speedily find suitable food. We can usually secure this by thorough preparation of the ground and taking care never to sow fine seeds when the ground is wet. Occasionally a heavy or long continued rain followed by a bright sun will so bake and crust the surface that it is impossible for the young plant to find its way through it, or a few days of strong wind will so dry the surface that the young plants will be killed. In such cases the only remedy is to plant again.

Judicious Cultivation

Not only should every weed be removed as soon as it appears, but the crust which forms after a rain should be broken up and the ground stirred as soon as it is dry enough to permit it. The more frequently and deeply the soil is stirred while the plants are young, the better, but as they develop and the roots occupy the ground, cultivation should be shallower until it becomes a mere stirring of the surface. The yield and quality of vegetables have often been decidedly lowered by injudiciously deep and close cultivation after the roots of the plants had fully occupied the ground. A very small garden, well cultivated and cared for, will give larger returns and be in every way more satisfactory than a much larger one poorly prepared and neglected.



A desirable method of planting seeds in boxes.



Seedlings transplanted from the seed row to another box.

Starting Plants Indoors

Earlier crops of many kinds of vegetables may be obtained by planting the seeds early in boxes indoors and setting out the plants later after the weather has become warm and settled. Plants of such vegetables as tomato, pepper, egg plant, celery and often cucumber and melons are usually started in this way, also many flowering plants requiring a long season to bloom. Shallow wooden boxes three to four inches deep of a size convenient to handle are generally used for this purpose.

The boxes should be filled with good garden soil preferably a light sandy loam and the rows planted about two inches apart. The box should be placed in a window where it will have plenty of light. Care should be taken to keep the soil moist. When the seedlings are about an inch high they should be transplanted to other boxes setting them at least two inches apart each way. If the plants tend to become tall and spindling they should be moved to a cooler situation. Before being set in the open ground the plants should be gradually hardened off; to do this set the boxes outdoors on mild days covering them at night until they are able to stand the weather without damage.

How to Build and Manage Hotbeds

For early vegetables, some provision for starting certain plants earlier than can be done in the open air is desirable; for this purpose nothing is better than a good hotbed and its construction is so simple and the expense so slight that every garden should have one. A hotbed proper not only protects the plants from the cold, but supplies bottom heat. By this term the gardener means that the soil is constantly kept several degrees warmer than the air above, that being the condition so far as heat is concerned, which is most favorable for rapid and vigorous growth, and gardeners usually secure it by making a compact pile of some fermenting material and covering it with the earth in which the plants are to grow.

Heating Material

The best heating material that is easily available is fresh horse manure, containing a liberal quantity of straw bedding. What is wanted in the hotbed is a steady and moderate, but lasting heat. To secure this, the manure should be forked over, shaken apart and if dry, watered and allowed to stand a few days and then be forked over again, piled and allowed to heat a second time, the object being to get the whole mass into a uniform degree of fermentation and as soon as this is accomplished it is fit for use.

Sash

Some gardeners use sash made especially for hotbeds and glazed with small lights cut from odds and ends and so furnished at very low rates. Such sash can usually be procured in any of our large cities and costs much less than if made to order. For garden use, however, we much prefer a smaller sash that can be easily handled and the use of larger and better glass. We recommend that for home gardens the sash be about two and one-half by four or five feet and that the glass be not less than 10 x 14, laid with not more than one-quarter inch lap. In giving the order to one unaccustomed to the work, it would be well to state what they are to be used for, and that they need to be made like skylight sash.

Frame

This may be made of sound one-inch lumber, the back twelve to fourteen inches high, the front ten to twelve. It should be well fitted to the sash so as to leave as little opening as possible and yet allow the sash to be easily moved up and down, even when the frame is quite wet.

The Soil

This should be light, rich, friable. Any considerable amount of clay in it is very objectionable. If possible, it should be unfrozen when put into the bed; for this reason it is much better to prepare it the fall before and cover the pile with enough coarse manure or straw to keep out the frost.

Making the Bed

This requires careful attention as future success depends largely upon the manner in which this work is done. Having cleared away snow and ice, build a rectangular bed one foot larger each way than the frame to be used. Carefully shaking out and spreading each forkful of manure and repeatedly treading it down so as to make the bed as uniform as possible in solidity, composition and moisture. It is of the utmost importance that this shaking apart and evenly pressing down of the manure should be carefully and thoroughly done; unless it is, one portion will heat quicker than the other and the soil will settle unevenly, making it impossible to raise good plants.

The proper depth of the bed will vary with the climate, season and the kind of plants to be raised. A shallow bed will quickly give a high temperature which will soon subside; a deeper one, if well made, will heat more moderately, but continue much longer. For general purposes, a bed about two feet deep will be best.

The bed completed, the frame and sash may be put on and fresh manure carefully packed around the outside to the very top (if the weather is at all severe, this outside banking should be replenished as it settles). The bed should then be allowed to stand with the sash partially open for a day or two to allow the steam and rank heat to pass off.

The earth should then be evenly distributed over the surface of the bed and carefully leveled. The earth should not be shoveled or dumped in one or more places in the bed and then leveled; if this is done uneven settling of the bed invariably results. Care should be taken that the soil is dry and friable. If wet or frozen soil must be used, it should be placed in small piles until well dried out before spreading. The heat at first will be quite violent, frequently rising to 120 degrees, but it soon subsides and when it recedes to 90 degrees the seed may be planted. The importance of using dry soil and allowing the first rank heat to pass off is very great. Every season thousands of hotbeds fail of good results from these causes and seedsmen are blamed for failure resulting from overheat, or wet, soggy soil.

Management of the Bed

The essentials for success are a steady uniform degree of heat and moisture; keeping the soil at all times a few degrees warmer than the air and the careful "hardening off" (by exposure to the air and diminishing the supply of water) of the plants before transplanting into the open air. Simple as these may seem to be, there are many difficulties in the way of securing them, prominent among which is overheating the air under a bright sun.

Without experience one would scarcely believe how quickly the temperature inside of a well built hotbed will rise to 90 or 100 degrees upon a still, sunny day, even when the temperature outside is far below freezing, or how quickly the temperature will fall to that outside, if upon a windy, cloudy day the sash is left open ever so little. A rush of cold air driven over the plants is far more injurious than the same temperature when the air is still. Again, in cloudy weather, a bed will go several days without watering, but will dry up in an hour when open on a sunny day.

Cold-Frame

A cold frame is a simple construction of boards for wintering over young plants, Cabbage, Lettuce, Cauliflower, etc., and is also useful to protect and harden off plants from the greenhouse or hotbed before fully exposing them in the open air.

Select a dry, southern exposure, form a frame from four to six feet wide and as long as required. The back should be fourteen to eighteen inches high and the front eight to twelve, with a cross-tie every three feet. The frame may be covered with sash or cloth. Seeds of the vegetables to be wintered, sown in open border early in September, will be ready to plant in cold frames about the last of October. The soil should be well prepared and smoothly raked before planting. Admit air freely on pleasant days, but keep close in severe weather.

These frames are particularly useful in the south and may be covered more cheaply with cloth shades than by sash. The shades are made as follows: Make light but strong wooden frames to fit over the bed and of a width to receive some common brand of cotton cloth. The cloth may be unbleached and should be stretched over and securely tacked to the frames. We have found that Plant Bed Cloth, which we have for sale, is superior to any ordinary cloth for this purpose.

Transplanting

In transplanting, the main points to be regarded are: Care in taking up the plants so as to avoid injury to the roots, setting out as soon as possible to prevent the air coming in contact with the roots, setting firmly so as to enable the plant to take a secure hold of the soil and shading to prevent the hot sun from withering and blighting the leaves. Where a rank or soft growth of tops has been made in hotbed it is frequently desirable to trim off some of the larger leaves before taking up to transplant; this will retard too rapid evaporation of moisture from the plant and usually will prevent wilting.

In transplanting from a hotbed, harden the plants by letting them get quite dry a day or two before, but give an abundance of water a few hours before they are taken out. It is most apt to be successful if done just at evening, or immediately before or during the first part of a rain, about the worst time being just after a rain, when the ground being wet it is impossible to sufficiently press it about the plant without its baking hard. If water is used at all it should be used freely and the wet surface immediately covered with dry soil.

Watering

The best time to water plants is early in the morning or in the evening. Water may be given to the roots at any time, but should never be sprinkled over the leaves while they are exposed to bright sunshine. If watering a plant has been commenced, continue to supply it as it is needed, or more injury than good will result from what has been given. One copious watering is better than many scanty sprinklings. The ground should always be stirred with a hoe or rake before it becomes so very dry as to cake or crack.

ILLUSTRATED AND DESCRIPTIVE CATALOGUE OF VEGETABLE SEEDS

WITH GENERAL DIRECTIONS FOR CULTIVATION

The varieties in each class (for example, Wax Poddè Beans) are usually arranged in their order of earliness. It should always be remembered that many vegetables are much affected in their habit of growth of plant and size, form and quality of the fruits by conditions of soil, climate, location and mode of culture which are often beyond our control, and our descriptions are for what may be expected under conditions that are approximately normal and favorable for good development.

The cultural directions in this catalogue are necessarily limited but they are as complete as space permits. For additional cultural information see list of books on the inside of back cover of this Seed Annual.

ARTICHOKE

The seed we offer is that of the true artichoke which is an extensively used vegetable in Europe. In it the edible portion is the thickened scales at the base of the flower-heads or buds. The plant is very different from what is known in America as Artichoke or Jerusalem Artichoke, in which the edible portion is the tuber.

In February or March sow and transplant in hotbed so as to give plenty of room until danger of frost is over. Then set in very rich, well drained soil in rows four feet apart and two feet apart in the row. The plants can be raised in seed beds out of doors, but in that case will not be likely to produce heads the first year. Late in the fall cut off the old tops and thoroughly protect the crowns with leaves or straw to prevent severe freezing.

The second year thin the starting shoots to three of the best, which will commence to form heads about July 1st. The plants may also be blanched like cardoons. This is done by cutting back the stems close to the ground in July, the rapidly growing shoots which then start up may be tied and blanched like celery. As artichoke plants do not yield satisfactorily after three or four years, it is best to start a new plantation as often as once in three years.

Green Globe The plant of this variety is of medium height with rather deep green leaves. The buds or flower-heads are green, nearly round or somewhat elongated. The scales are rather narrow and spiny, and are moderately fleshy at the base. **Pkt. 10c; Oz. \$1.00; 2 Oz. \$1.60; ¼ Lb. \$2.75; Lb. \$10.00**

ASPARAGUS

This is one of the earliest and most delicious of spring vegetables. We strongly urge all those having enough available space to put in a bed for their own use, following carefully the cultural directions given below.

Beds are usually formed by setting roots which can be procured of us. If you wish to grow plants from the seed yourself, pour warm water on the seed and allow it to stand until cool; pour it off and repeat two or three times with fresh warm water. Sow in planting in drills about eighteen inches apart and two inches deep in light, rich soil, spring fifteen to twenty seeds to each foot of row. When the plants are well up, thin to about one inch apart and give frequent and thorough cultivation during the summer. If this has been well done, the plants will be fit to set the next spring.

The permanent beds should be prepared by deep plowing or spading and thoroughly enriching the ground with stable manure or other fertilizer; a moist, sandy soil is best. If the subsoil is not naturally loose and friable, it should be made so by thoroughly stirring with a subsoil plow or spade. Set the plants about four inches deep and one to two feet apart in rows four to six feet apart. After the plants are well started, give frequent and thorough cultivation. Early the next spring spade in a heavy dressing of manure and about one quart of salt and double the quantity of fresh wood ashes to each square rod and cultivate well as long as the size of plants will permit, or until they begin to die down. The next season the bed may be cut over two or three times, but if this is done, all the shoots, no matter how small, should be cut. After the final cutting, give a good dressing of manure, ashes and salt. Cultivate frequently until the plants meet in the rows.

In autumn after the tops are fully ripe and yellow, they should be cut and burned. A bed fifteen by fifty feet, requiring about one hundred plants, if well cultivated and manured, should give the following season an abundant supply for an ordinary family and continue productive for eight or ten years.

Palmetto A very early maturing and prolific variety, producing an abundance of very large, deep green shoots of the best quality.

SEED—Pkt. 10c; Oz. 15c; 2 Oz. 25c; ¼ Lb. 40c; Lb. \$1.25

ROOTS—Postpaid, \$1.50 per 100

By freight, express or parcel post, not prepaid, \$1.25 per 100; \$10.00 per 1000

Conover's Colossal This sort is one of the largest and most extensively used green varieties. Shoots bright green, sometimes tinged with purple at the top, very tender and of the best quality.

SEED—Cannot Offer.

ROOTS—Postpaid, \$1.50 per 100


By freight, express or parcel post, not prepaid, \$1.25 per 100; \$10.00 per 1000

Washington A vigorous growing and very productive variety which has been bred to resist the disease known as "Asparagus Rust." The most uniform in type of any of the so-called rust resistant varieties. The shoots are of large size, excellent quality and of rich deep green color tinged somewhat with purple at tips.

SEED—Pkt. 10c; Oz. 40c; 2 Oz. 75c; ¼ Lb. \$1.10; Lb. \$4.00

ROOTS—Postpaid, \$2.00 per 100

By freight, express or parcel post, not prepaid, \$1.60 per 100



PALMETTO

Not less than 25 roots at the 100 rate

BEANS

No crop responds more readily than Beans to good soil and cultivation. A light, rich, well drained loam which was manured for the previous crop is the most desirable. If too rank manure is used it is apt to make the plant run too much to vine.

Beans are very sensitive to both cold and wet and it is useless to plant them before the ground has become dry and warm. The largest returns will result from planting in drills from two to three feet apart. Cover the seed one and one-half to two inches deep and thin the young plants three to six inches apart in the row. If planted in hills, make the hills about two feet apart each way. For succession, plant at intervals of one to two weeks till midsummer. The plants up to the time of blossoming should have frequent shallow cultivation, but any mutilation of the roots by cultivation after the plants come into bloom is likely to cause the blossoms to blast and so cut off the crop. Cultivation should always be very shallow and it is useless to expect a crop from a field so poorly prepared as to need deep stirring after planting.

We give careful attention to selecting and improving the different varieties and keeping them pure and we invite the most critical comparison of our stocks with those of any other grower.

The varieties of garden beans we offer have been separated for convenience into five groups: Wax Podded Dwarf or Bush sorts, Green Podded Dwarf or Bush sorts, Dwarf Limas, Pole or Running sorts and Pole Limas. Nearly all of these sorts, except the Limas, are suitable when young for use as snaps, which in some localities are called "snapshorts." The low growing sorts are called Bunch beans in some sections. In northern latitudes the term "butter-beans" is often applied to low growing wax podded sorts. In the south, however, the term "butter-beans" is usually applied to limas.

DWARF OR BUSH—WAX PODDED SORTS

Challenge Dwarf Black Wax Continued experience has satisfied us of the great merit of this variety as the earliest wax podded bean. In all our many comparisons of this bean with other extra early sorts, we have found it the first to give a full picking of pods which were of very excellent quality. The plants, although small, are compact and erect, bearing pods well up from the ground. The pods are an attractive medium yellow in color, medium sized, about four and one-fourth inches long, roundish oval, considerably curved, fleshy, crisp, tender and stringless. Seed jet black, longer and more curved than Prolific Wax. We consider this the best first early wax bean for the home or market garden. Pkt. 10c; Lb. 35c; 2 Lbs. 60c postpaid; 100 Lbs. \$21.00

D. M. Ferry & Co's Golden Wax This is one of the earliest and best dwarf sorts for the home market and private gardens. The plants are erect, compact, and very productive. The pods are of medium length, four and one-half to five inches, nearly straight, broad, flat, golden yellow, very fleshy and wax-like. The variety cooks quickly as snaps, shelling well when green, and is of superior quality used in either way. Seed medium sized, oval, white, more or less covered with two shades of purplish red. The amount and shade of color on this and all parti-colored beans will be affected greatly by conditions of soil and ripening. This very extensively used sort was introduced by us in 1876. We are convinced by many careful tests that none of the so-called improved strains is equal to the seed we offer of this standard variety. Pkt 10c; Lb. 35c; 2 Lbs. 60c postpaid; 100 Lbs. \$21.00


Michigan White Wax This splendid variety is one of the earliest dwarf snap beans. It is a white-seeded Golden Wax bean of the original Golden Wax quality. It is a vigorous and very productive garden variety. The pods are abundantly produced and are uniform in size and color which is a very attractive light golden yellow. They are four and one-half to five inches long, comparatively broad, meaty and of the same superior quality as our Golden Wax. Seed medium sized, oval, clear white. It is a most desirable home garden, market and canning sort. Pkt. 10c; Lb. 35c; 2 Lbs. 60c postpaid; 100 Lbs. \$21.00

Grenell Rust Proof Wax The plants are a little more upright and hardier than our Golden Wax. The handsome deep yellow pods are about five inches long, are broader and flatter than our Golden Wax but are slightly inferior in quality. This variety is sometimes called an Improved Golden Wax and is popular with some gardeners. Pkt. 10c; Lb. 35c; 2 Lbs. 60c postpaid; 100 Lbs. \$20.00

Refugee Wax The stock we offer is very productive, early and of superior quality. The plants are very vigorous and branching. The pods are four to five inches long, thick, fleshy, round, stringless and wax-like, being of a clear, light yellow color. Seed medium sized, cylindrical, rounded at ends, yellowish drab, heavily splashed with a bluish black. Pkt. 10c; Lb. 35c; 2 Lbs. 60c postpaid; 100 Lbs. \$20.00

Keeney's Rustless Golden Wax The plants of this very hardy and productive second early or intermediate sort are strong, vigorous and have short runners, and rather small smooth leaves. The pods are about five inches long, oval-flat, stringless, light yellow, wax-like and handsome. Seed similar to a light colored Golden Wax. Pkt. 10c; Lb. 35c; 2 Lbs. 60c postpaid; 100 Lbs. \$20.00

Prolific Wax, Black Seeded This improved strain of Black Wax we offer under this name is exceptionally productive, very hardy, reliable and of the best quality. It is very extensively used for snaps for the home garden and market. The plants are medium sized, erect in growth, with small foliage, very vigorous, early intermediate in season with longer bearing period than most sorts. The pods are of medium length, four and one-fourth to four and one-half inches, borne well up from the ground, curved, cylindrical and fleshy. They are of a clear, light golden yellow color and remain a long time in condition for use as snaps. Seed small, oblong, jet black. Pkt. 10c; Lb. 35c; 2 Lbs. 60c postpaid; 100 Lbs. \$21.00



D. M. FERRY & CO'S GOLDEN WAX

Not less than 10 pounds at the 100 pound rate. One hundred pound prices do not include transportation; if ordered shipped prepaid add 8c. per pound to the 100 pound price. We do not put up half pounds of beans.

BEANS—DWARF OR BUSH**WAX PODDED SORTS—Continued**

Pencil Pod Wax This very handsome black wax sort is medium early, fairly hardy and productive. It is one of the very best sorts for home use and for near markets where highest quality is desired. The plants are strong growing with roughened leaves. The pods are long, five and one-half to six inches, straight, round, fleshy and of a bright yellow color. They are tender, absolutely stringless and are produced through a long season. Seed long, round, medium sized, solid black. **Pkt. 10c; Lb. 35c; 2 Lbs. 60c postpaid; 100 Lbs. \$21.00**

Currie's Rust Proof Wax It has been claimed that this variety, usually midseason but sometimes earlier maturing, is absolutely rust proof and we have found it as nearly rust proof as any wax podded bean. The plants are very vigorous, hardy and productive. The pods are light yellow, similar in shape to Golden Wax but longer, about five and one-half to six inches in length. Seed long, oval, rounded at ends, medium sized, purplish black. This is a well known market gardening and truckers' sort in some sections. **Pkt. 10c; Lb. 35c; 2 Lbs. 60c postpaid; 100 Lbs. \$20.00**

Sure Crop Wax A vigorous growing, very productive variety, similar in general appearance of plant and seed to Currie's Rust Proof Wax; the pods, however, are more fleshy, of decidedly better quality and are stringless at practically all stages of growth. Pods about six inches long, nearly round, attractive in color and remain a long time in condition for snaps. Seed long, oval, rounded at ends, medium sized, purplish black. A desirable variety for either the home or market garden. **Pkt. 10c; Lb. 35c; 2 Lbs. 60c postpaid; 100 Lbs. \$21.00**

Unrivalled Wax The pods of this dwarf variety are longer than Golden Wax and a little lighter in color, are rather narrow and somewhat flattened but fleshy. This variety usually matures soon after our Golden Wax and is sometimes as early. The plants are large and vigorous with leaves similar to Golden Wax in color and shape but are a little larger. The pods when well grown are borne in abundance well up from the ground. Seed small, flat, slightly kidney shaped; color ochre-brown. This sort is suitable for market gardeners and is also used for the home garden. **Pkt. 10c; Lb. 35c; 2 Lbs. 60c postpaid; 100 Lbs. \$21.00**

Wardwell's Kidney Wax This standard variety maturing a little later than Golden Wax, yields a large crop of long, nearly straight, broad, light golden yellow, handsome pods. These are of large size, about six inches long, and are of good quality. They always command a ready sale, making the variety one of the most profitable for the market gardener as well as shipper. This is also very extensively used for snaps for the home garden. The plants are strong growing and bear their long pods well up from the ground. The leaves are large, broad and slightly roughened. Seed large flattened, kidney shaped, white with dark markings about the eye. **Pkt. 10c; Lb. 40c; 2 Lbs. 70c postpaid; 100 Lbs. \$24.00**

Stringless Kidney Wax This variety is also known as New Kidney Wax. Plants of erect bushy habit, eighteen to twenty inches high, robust in growth and very prolific. Pods rich creamy white, six to seven inches long, somewhat flattened but very thick and fleshy; stringless and of excellent quality. Pods in general appearance are about half way between Wardwell's Kidney Wax and Round Pod Kidney Wax and combine the good qualities of both these varieties. Seed medium large, slightly flattened, white with dark marking about eye. (See colored plate, page 25 and further description, page 3.) **Pkt. 10c; Lb. 40c; 2 Lbs. 70c; 100 Lbs. \$24.00**

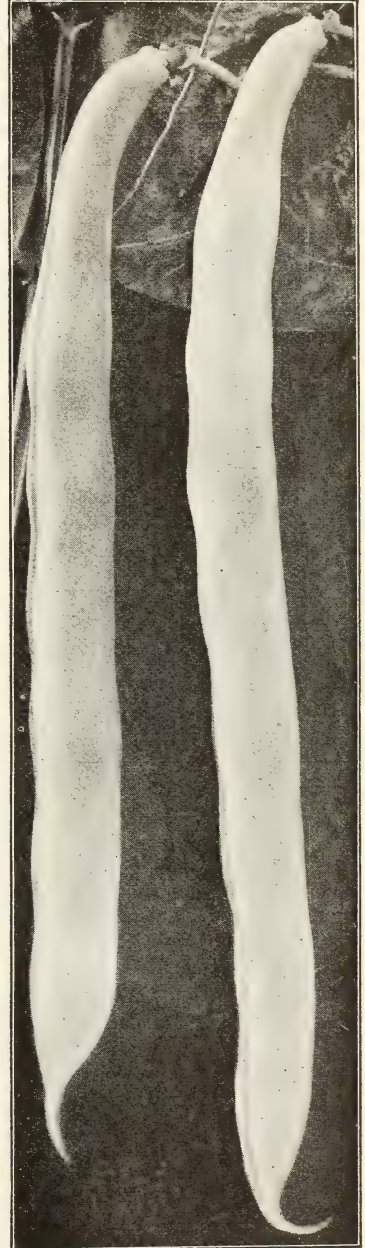
Davis Wax This is also called Davis White Kidney Wax. It is a well known market sort, much used for shipping. The plants are very hardy and productive and the variety is very desirable where a handsome wax-podded, white seeded intermediate sort is wanted. The plants are very vigorous. The pods are remarkably long, about six inches, sometimes longer. They are handsome, light yellow, straight, very attractive and when young are crisp and tender. The dry beans are excellent for baking. Seed medium large, kidney shaped, clear white. **Pkt. 10c; Lb. 35c; 2 Lbs. 60c; 100 Lbs. \$21.00**

Round Pod Kidney Wax A very handsome midseason variety, especially desirable for snaps for the home garden. The plants are of strong growth, spreading and very productive. The leaves are large, broad and roughened. The pods are long and round, five and one-half to six inches, slightly curved, light yellow, wax-like, stringless and of the very best quality. Seed long, cylindrical, medium sized, nearly white with a little dark marking about the eye. **Pkt. 10c; Lb. 40c; 2 Lbs. 70c postpaid; 100 Lbs. \$24.00**

Violet Flageolet Wax This sort is known also as Perfection Wax. The pods are very large, and are very similar to those of Scarlet Flageolet Wax. When well grown this is one of the most showy wax varieties. Seed large, flat, dark violet. **Pkt. 10c; Lb. 35c; 2 Lbs. 60c; 100 Lbs. \$20.00**

Hodson Wax The plants of this late maturing variety are exceedingly vigorous, hardy and productive. It is rust resistant and is becoming popular with shippers. This variety is very well adapted for market gardening purposes on account of its vigor of growth, productiveness, handsome pods and freedom from bean diseases. The pods are handsome, clear creamy white, very long, about six to seven inches, straight or slightly curved, flat but fleshy and of good quality. They are crisp and tender if picked when quite young. Seed long, cylindrical, uniform in shape; color dull purplish red splashed with pale buff. **Pkt. 10c; Lb. 35c; 2 Lbs. 60c postpaid; 100 Lbs. \$20.00**

Crystal White Wax A distinct variety, late maturing, sometimes called Silver Wax, and not strictly a wax bean. It is desirable for pickles. The plants are vigorous, branching and very productive. The leaves are small. The pods are greenish white with silvery shade, short, about three and one-half inches in length, curved, round or thicker than wide, with crease in the back; very fleshy and brittle. Seed very small, oval, white. **Pkt. 10c; Lb. 40c; 2 Lbs. 70c postpaid; 100 Lbs. \$23.00**



SURE CROP WAX

Not less than 10 pounds at the 100 pound rate. One hundred pound prices do not include transportation; if ordered shipped prepaid add 8c per pound to the 100 pound price. We do not put up half pounds of beans.

BEANS—DWARF OR BUSH

GREEN PODDED SORTS

The green podded dwarf sorts are perhaps the most important class of garden beans and are probably more extensively used for snaps than the wax podded varieties, although the latter are considered by many as the more attractive in appearance. The green podded sorts are as a rule the more productive, being less sensitive to unfavorable conditions of soil and climate and of late years have been less susceptible to bean diseases.

Extra Early Refugee An extremely early, green podded sort furnishing round, fleshy, light green pods which are slightly curved, of medium size, about five inches long and of fine quality. The plants are a little smaller, more upright, and the leaves a little larger than those of the late Refugee, and the seed much the same in shape and color. Our stock is uniform, the vines ripening pods well together and long before those of the Refugee or Thousand to One. Seed long, cylindrical, rounded at ends, drab, nearly covered with dark purple blotches. This is an excellent snap bean for early markets and stands shipment well. **Pkt. 10c; Lb. 35c; 2 Lbs. 60c. postpaid; 100 Lbs. \$20.00**

Bountiful This excellent dwarf, green podded sort is similar in appearance to Early Yellow Kidney Six Weeks but is of much better quality. The vines are vigorous and productive. The pods are very long, six to seven inches, straight, broad, flat, light green, of handsome appearance and absolutely stringless for snaps. They are tender and brittle, much longer than most sorts. The pods are longer, broader and have much longer tips than those of Long Yellow Six Weeks. Seed medium sized, kidney shaped, light yellow with brownish circle about eye. Bountiful is a most desirable early sort for snaps for the home garden. **Pkt. 10c; Lb. 35c; 2 Lbs. 60c. postpaid; 100 Lbs. \$21.00**

Full Measure A green podded variety which has proven very satisfactory in some sections both for the market and home garden. The pods somewhat resemble those of Stringless Green Pod but are a trifle longer and more slender. Pods round, about five inches long, firm but tender, entirely stringless, and of excellent quality. Seed medium size, brown mottled with light yellowish drab. (See colored plate on opposite page and further description, page 3). **Pkt. 10c; Lb. 35c; 2 Lbs. 60c. postpaid; 100 Lbs. \$21.00**

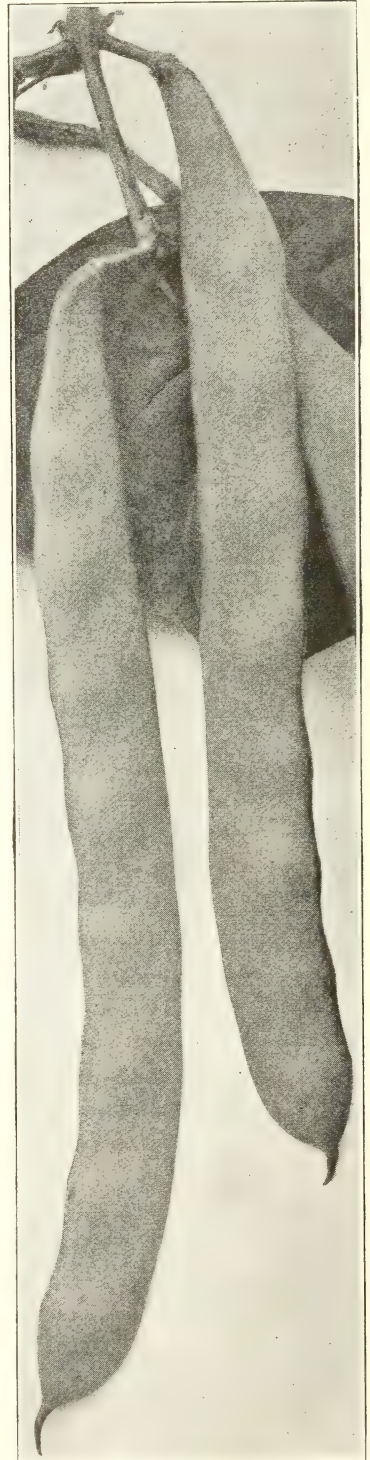
Extra Early Round Pod Red Valentine For snaps there is nothing superior to this variety among the dwarf green podded sorts both for the home and market garden and many prefer it to the wax varieties. The plants are of medium size, erect with dark green leaves. The pods are of medium length, about four and one-half inches, medium green color, curved, cylindrical, with crease in back, very fleshy, crisp and tender. Where the young plants have to contend with adverse conditions, no other dwarf bean is more certain than the Valentines are to set pods. Seed long, of medium size and unsymmetrical in shape, purplish pink splashed with pale buff. We know of no stock of Red Valentine which can be compared with that we offer in uniformly high quality of pod. Our strain combines in high degree all the good qualities of the sort. **Pkt. 10c; Lb. 35c; 2 Lbs. 60c. postpaid; 100 Lbs. \$20.00**

Black Valentine A very hardy and productive green podded sort with strong, vigorous vines. The pods are nearly round or slightly flattened, medium size, of dark green color and about six inches long. The pods hold their attractive appearance on the market better than any other sort; the toughness of the fibre which makes this possible however, also causes the pods to be of the poorest quality for table use. Not recommended for a home garden variety. Seed small to medium sized, black, oblong, slightly flattened. **Pkt. 10c; Lb. 35c; 2 Lbs. 60c. postpaid; 100 Lbs. \$20.00**

Tennessee Green Pod This early intermediate snap bean is very popular in some sections of the south and where known in other parts of the country is considered of exceptional merit. It is the longest podded dwarf sort. The plants are large, somewhat spreading and prolific. The foliage is dark green, with leaves large and crumpled. The pods are very long, often six to seven inches, flat, irregular in shape, bright but rather dark green and of exceptionally fine flavor. The green shell pods are much depressed between seeds. Seed of medium size, oval, flat, yellowish brown in color. **Pkt. 10c; Lb. 35c; 2 Lbs. 60c. postpaid; 100 Lbs. \$20.00**

Stringless Green Pod A very desirable dwarf green podded snap sort for the home garden and largely grown for the market. The plants are large, spreading and productive. The pods are medium green, five to six inches long, cylindrical, larger than those of Red Valentine but are quite as fleshy, of equally high quality and remain crisp and tender longer. They mature a little later. Seed of medium size and length, yellowish brown. **Pkt. 10c; Lb. 35c; 2 Lbs. 60c. postpaid; 100 Lbs. \$21.00**

Giant Stringless Green Pod An exceedingly productive and very handsome sort. The plants are large, vigorous and spreading. The pods are large and nearly round, and of medium green color. They mature a few days later than those of Stringless Green Pod, average about one-fourth inch longer and more nearly straight. The quality is very good for snaps for home use. The variety is suitable also for the market. Seed long, slender, yellow. **Pkt. 10c; Lb. 35c; 2 Lbs. 60c. postpaid; 100 Lbs. \$21.00**



TENNESSEE GREEN POD

Not less than 10 pounds at the 100 pound rate. One hundred pound prices do not include transportation; if ordered shipped prepaid add 8c per pound to the 100 pound price. We do not put up half pounds of beans.

TWO DWARF BEANS
OF EXCEPTIONAL MERIT

STRINGLESS
KIDNEY WAX

FULL
MEASURE



BEANS—DWARF OR BUSH

GREEN PODDED SORTS—Continued

Dwarf Horticultural One of the best dwarf sorts for green shell beans for the home garden and market and can be used early as a green podded snap bean. The plants are very productive, compact and upright, with large leaves. The mature pods are about five to five and one-half inches in length, broad and thick, curved, with splashes of bright red on a yellowish ground. They become fit for use as green shelled beans early and in this condition the beans are very large, easily shelled and are about equal to the Lima in quality. Seed large, oval, plump, pale buff splashed with deep red. **Pkt. 10c; Lb. 35c; 2 Lbs. 60c. postpaid; 100 Lbs. \$21.00**

Refugee or Thousand to One A standard very productive sort, highly esteemed for late planting for snaps and very extensively used for shipping, canning and pickling. Sometimes called Late Refugee, Round Pod Refugee and Improved Refugee. The plants are very large, spreading, exceedingly hardy, with many small, smooth light green leaves. The mature pods are about five and one-fourth inches long, cylindrical, slightly curved, medium green when in condition for use as snaps but as they mature becoming light yellow, sometimes splashed with purple. Seed long, cylindrical, light drab, thickly dotted and splashed with purple. **Pkt. 10c; Lb. 35c; 2 Lbs. 60c. postpaid; 100 Lbs. \$20.00**

Rogers' Stringless Refugee This variety is very similar in its general characteristics to Refugee or Thousand to One except that it is a trifle later maturing. The pods are absolutely stringless and in this respect are a decided improvement over the Refugee or Thousand to One. Pods are round, cylindrical, slightly curved and of medium green color when in condition for use as snaps. Seed long, cylindrical, drab splashed with purple. Recommended as an excellent variety for canners, also as a late maturing sort for the home or market garden. **Pkt. 10c; Lb. 35c; 2 Lbs. 60c. postpaid; 100 Lbs. \$20.00**

The following three Dwarf or Bush sorts are extensively planted as field beans.

Early Marrow Pea or Dwarf White Navy This sort is a sure cropper and not only more prolific than the large and spreading, with small, thin leaves and occasional runners, ripening their crop comparatively early. The plants are light green, straight, short, about three and three-fourths inches, but usually containing six beans. The beans are small, oval, white, handsome and of superior quality for use as dry beans. **Pkt. 10c; Lb. 30c; 2 Lbs. 50c. postpaid; 100 Lbs. \$14.00**

Large White Marrow or Mountain The plants of this very prolific sort are large, slender, spreading, with short runners and small leaves. The pods are broad, about five and one-half inches long, medium green, changing to yellow. A choice family sort both for green shells and dry beans. Seed large, ovoid, clear white, cooking very dry and mealy. **Pkt. 10c; Lb. 30c; 2 Lbs. 50c. postpaid; 100 Lbs. \$16.00**

Royal Dwarf Kidney The plants of this late variety, also called White Kidney, are upright, very large, branching, with large, broad leaves. The pods are coarse, dark green and about six inches long. Seed large, white, kidney shaped, slightly flattened and of excellent quality, for family use either green shelled or dry. **Pkt. 10c; Lb. 30c; 2 Lbs. 50c. postpaid; 100 Lbs. \$17.00**

DWARF LIMAS

The dwarf lima class cannot be recommended too highly. The beans can be grown and gathered much more easily than the pole limas as the vines require no support. They can also be grown closer together than those of any pole variety. Dwarf limas are fully equal in quality to pole limas and as a rule are earlier maturing.

Limas require a longer season for maturing than other garden beans. Do not plant till the ground is dry, weather warm and danger of frost is over. If possible select rich, light soil. Plant in drills two to three feet apart, dropping the beans three to four inches apart and covering one and one-half to two inches deep. If planted in hills, make the hills two to three feet apart one way and two to two and one-half feet the other and plant four to six beans in a hill. Hoe often but only when the leaves are dry.

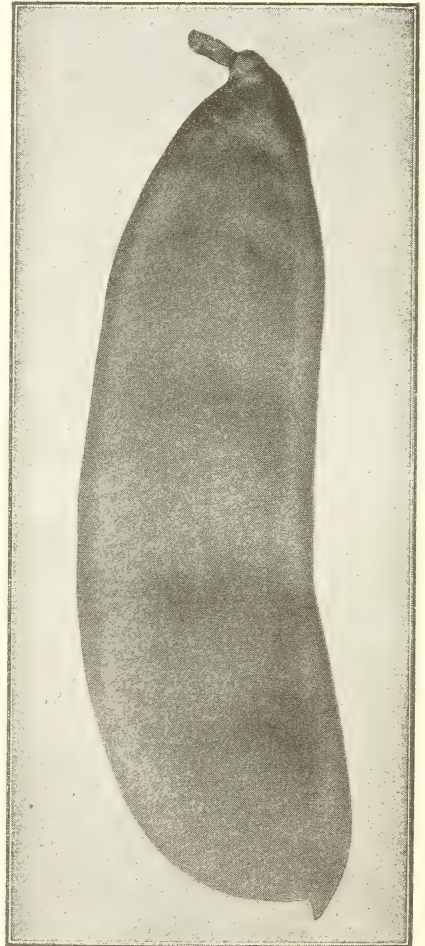
Bush Lima or Dwarf Sieva (HENDERSON'S) A dwarf form of the Small White Lima, valuable on that account, and because of its extreme earliness, hardiness and productiveness. The plants are with out runners but continue to grow and set pods until stopped by frost. The leaves are small and very dark green; flowers small, yellowish-white, borne in clusters and often above the foliage. The pods are medium dark green, short, about two and three-fourths inches, flat and contain two to four beans which are of excellent quality either green-shelled or dry. This is much used by canners, as well as for home and market garden use. Seed small, flat and white with slight tinge of yellow. **Pkt. 10c; Lb. 45c; 2 Lbs. 80c. postpaid; 100 Lbs. \$26.00**

Burpee's Improved Bush Lima This is a little the earliest maturing of the large seeded limas. The plants are vigorous and productive. The pods are medium green, very large, about five inches long, thick and usually contain four beans, which are unusually thick, of largest size and of excellent quality. Seed very large, thick and usually shows a greenish white tinge which is generally considered an indication of superior quality. One of the best and most extensively used bush limas for the market as well as home garden. **Pkt. 10c; Lb. 55c; 2 Lbs. \$1.00 postpaid; 100 Lbs. \$36.00**

Dwarf Large White Lima A bush form of the true Large White Lima and of equally good quality. The plants are uniformly dwarf but very productive. The pods are medium green, are as broad and very nearly as long as those of the pole variety of Large White Lima and are a little more curved. They contain from three to five very large, flat beans of very good quality for home garden or market. Seed very large, flat, white with slight greenish tinge. **Pkt. 10c; Lb. 50c; 2 Lbs. 90c. postpaid; 100 Lbs. \$33.00**

Fordhook Bush Lima An improved dwarf lima of the Kumerle type. It is sometimes called Potato Bush Lima. The plants are vigorous and erect, bearing well above the ground. The pods, which are produced in large clusters, are medium green, about four and three-fourths inches long and each contains three to five large beans of exceptionally fine quality. It is much more productive than Kumerle and matures earlier. Seed large, irregularly oval in shape, very thick, white with greenish tinge. This sort is popular for home and market use, especially in the east. **Pkt. 10c; Lb. 60c; 2 Lb. \$1.10 postpaid; 100 Lbs. \$40.00**

Not less than 10 pounds at the 100 pound rate. One hundred pound prices do not include transportation; if ordered shipped prepaid add 8c per pound to the 100 pound price. We do not put up half pounds of beans.



FORDHOOK BUSH LIMA

BEANS—POLE OR RUNNING

Although pole beans require considerable care and labor, they are when properly grown usually of longer bearing period than the dwarf sorts and are generally more productive.

Pole beans are even more sensitive to cold and wet, as well as to drought and hot winds, than the dwarf varieties, but are of superior quality and productiveness. After settled warm weather, set poles four to eight feet long in rows four feet apart and extending north and south, the poles being three feet apart in the row. Let the poles slant slightly toward the north. Set in this way the vines climb better, and the pods are straighter and more easily seen. Around each stake plant five to eight beans one and one-half to two inches deep. When well started thin to four plants, and see that they all climb around the pole in the same way, for they will not grow if tied up in the opposite direction.

Another plan is to plant in rows thickly enough so that there will be one plant to eight or ten inches. Set posts five feet high firmly at each end of the rows and drive stakes made of two by two lumber at intervals of about sixteen feet along the rows. Stretch a wire, size number 10 or 12, between the posts along each row, and fasten it to the tops of the stakes with wire staples. Run a lighter wire or twine along the bottom about six inches from the ground and fasten to the posts and stakes with wire staples. Between these two stretch a wire or twine wherever there is a plant. The vines will run up these until they reach the top wire, when they will care for themselves. Another way is to omit the bottom wire and stick small stakes two to six inches in the soil and fasten to top wire.

White Creaseback This green podded, white seeded creaseback variety is valuable for its extreme earliness and its habit of perfecting all of its pods within a short time. The vines are medium sized, vigorous and in good soil wonderfully productive, bearing round, fleshy pods in clusters of from four to twelve. The pods are of medium length, usually about five inches, comparatively straight and of attractive light green color. They are of the best quality as snaps for home use and stand shipping better than most sorts. Seed small, oval, white. The beans are too small to be of much value when shelled green, but are considered by many to be of very superior quality for baking. **Pkt. 10c; Lb. 40c; 2 Lbs. 70c postpaid; 100 Lbs. \$24.00**

Kentucky Wonder Also known as Old Homestead. We believe this variety is the most practically useful of the green podded pole beans suitable for use as snaps. It is an early, very prolific sort, with showy pods which are of most excellent quality. The vines are vigorous, climbing well and very productive, bearing pods in large clusters. The pods are medium light green, very long, often reaching nine or ten inches, curved and twisted, nearly round and very crisp when young, becoming very irregular and spongy as the beans ripen. Seed long, oval, slightly flattened, dun colored. One of the very best early pole snap beans for the home garden or market. The quality of our stock is unsurpassed. **Pkt. 10c; Lb. 35c; 2 Lbs. 60c postpaid; 100 Lbs. \$21.00**

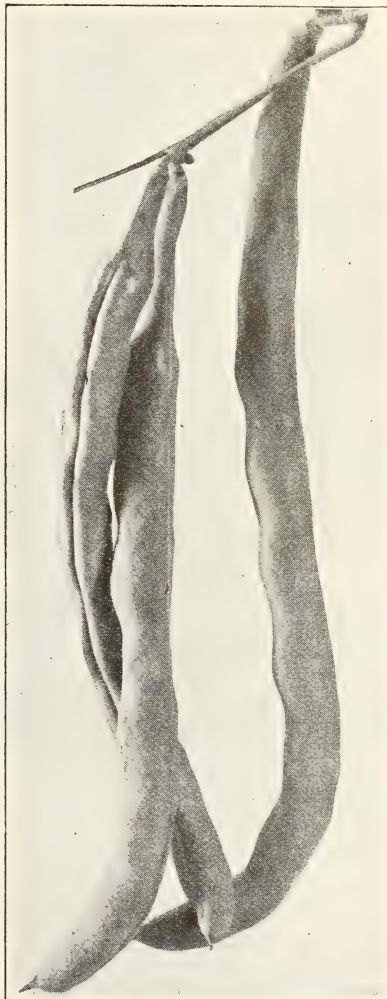
Nancy D. A new green podded variety that is unsurpassed in quality for use as green shelled beans. In season it matures with Kentucky Wonder and the vines are exceptionally vigorous and productive. The pods are nearly as long as those of Kentucky Wonder but are broader and flatter and somewhat lighter in color. When in condition for use as snaps the pods are nearly stringless and are of excellent quality. Seed medium size, flattened kidney shaped, buff or putty colored splashed with brown. **Pkt. 10c; Lb. 40c; 2 Lbs. 70c postpaid; 100 Lbs. \$25.00**

St. Louis Perfection White An early maturing, green podded, white seeded pole sort, desirable for snaps and unsurpassed in its class as green shell beans. The vines are vigorous and very productive. The pods are round, very long, often eight to nine inches, irregular in shape and quite stringless. The beans when shelled green are large, very tender and white, a very desirable feature when comparison is made with the colored beans of other varieties of this class. Seed medium long, oval or well rounded, solid white. **Pkt. 10c; Lb. 40c; 2 Lbs. 70c postpaid; 100 Lbs. \$24.00**

Red Speckled Cut Short or Corn Hill This extensively cultivated, green podded climbing sort, with red speckled, oval seed, is used largely in the south for planting among corn. It will give a good crop without the use of poles. The vines are medium sized, but vigorous, twining loosely with dark colored leaves. The snap pods are short, three to three and one-half inches, straight, flat to oval, fleshy and of good quality. The pods as they mature become light yellow tinged with red, the beans showing distinctly through the pod. Seed nearly oblong, cut off diagonally at the ends, light grayish white, covered about the eye and at one end with reddish or purplish brown, and irregularly dusted over most of the surface. **Pkt. 10c; Lb. 40c; 2 Lbs. 70c postpaid; 100 Lbs. \$23.00**

Scotia or Striped Creaseback A hardy and very productive green podded cornfield bean. The vines are sturdy and of good climbing habit, with small-medium, deep green leaves. The pods are long, about six inches, very cylindrical or completely rounded, distinctly crease-backed, very fleshy and of excellent quality. The color when in condition for use as snaps is light silvery green, becoming tinged with purple as the pods mature. Seed small-medium, kidney shaped, mottled putty color with dark striping. This is especially suitable for growing on corn for snaps. **Pkt. 10c; Lb. 40c; 2 Lbs. 70c postpaid; 100 Lbs. \$23.00**

Dutch Case Knife The vines of this well known green podded kidney bean for green shell use are of good climbing habit, but twining rather loosely and may be used for a corn hill sort of medium season. It is used for snaps when quite young. The leaves are large and crumpled. The pods are very long, seven to eight inches, flat, irregular, medium green, becoming lighter as they mature. Seed broad, kidney shaped, flat, clear white and of excellent quality whether used green or dry. **Pkt. 10c; Lb. 40c; 2 Lbs. 70c postpaid; 100 Lbs. \$25.00**



KENTUCKY WONDER

Not less than 10 pounds at the 100 pound rate. One hundred pound prices do not include transportation: if ordered shipped prepaid add 8c. per pound to the 100 pound price. We do not put up half pounds of beans.

BEANS—POLE OR RUNNING—Continued

Kentucky Wonder Wax This vigorous wax podded pole bean is very similar to the green podded Kentucky Wonder but the pods are a little broader. They are very fleshy and stringless as snaps and are of excellent quality. The pods are very long, handsome light yellow, often eight to nine inches in length. Seed medium sized, oval, flattened, very irregular, usually somewhat shriveled, dark brown. Its earliness and hardness commend this as a pole bean well adapted even for northern latitudes. **Pkt. 10c; Lb. 45c; 2 Lbs. 80c postpaid; 100 Lbs. \$26.00**

Early Golden Cluster Wax A well known early and very attractive snap pole beans. The vines are large, strong growing, vigorous and hardy, with large, light green, crimped leaves. The pods are six to eight inches long, borne in abundant clusters, each containing from three to six pods varying in color from golden yellow to creamy white. The pods are very broad, thick and fleshy. They are of very good quality and stay in condition for use a long time. Seed medium sized, flattened, oval, dull white. **Pkt. 10c; Lb. 40c; 2 Lbs. 70c postpaid; 100 Lbs. \$23.00**

London Horticultural or Speckled Cranberry One of the best of the Horticultural varieties as a general purpose late green shell bean for home or market. The vines are moderately vigorous with large, light colored leaves. The pods are medium length, four and one-half to five and one-half inches, pale green when young, becoming as they mature yellowish green striped or splashed with red. The beans are large, ovate, flesh colored, splashed and spotted with wine-red and of the highest quality, either green or dry. Many like this sort better than limas. This well known horticultural pole bean is sold also as Wren's Egg. **Pkt. 10c; Lb. 40c; 2 Lbs. 70c postpaid; 100 Lbs. \$24.00**

Lazy Wife One of the best of the later green podded pole beans for snaps or green shell use. The medium green pods, borne in large clusters, are five and one-half to six and one-half inches long, broad, thick, fleshy and entirely stringless. When young they have a rich, buttery flavor which is retained until they are nearly ripe. The dry beans are excellent for winter use. The seed is white, medium size, slightly oval or nearly round. **Pkt. 10c; Lb. 40c; 2 Lbs. 70c postpaid; 100 Lbs. \$23.00**

POLE LIMAS

Of all the pole beans, limas are considered to have the greatest economic value. The culture is the same as for other pole beans except that being more tender, the seed is usually planted one to two weeks later. In firm soils it will be found of advantage to place the beans on edge with the eye down as when planted in this manner they germinate and come up more readily.

Seibert's Early Lima In earliness, ease of shelling, size, beauty and quality of the green beans, this variety leads all other early limas for either the home garden or market. The vines are vigorous and remarkably productive. The pods are medium green, large, flat, about five inches long, moderately curved. The green shell beans are very large, very tender and of finest quality. This standard early pole lima was introduced by us in 1895. Seed ovoid, flat with slight greenish tinge. **Pkt. 10c; Lb. 50c; 2 Lbs. 90c postpaid; 100 Lbs. \$30.00**

Small White Lima, Carolina or Sieva This very early and reliable small seeded pole lima is especially adapted for planting in the south. The vines are vigorous, with many short branches. The leaves are small, smooth, stiff, glossy dark green. The pods are dark green, short, about three inches, curved, flat. Seed small, flat, white with slight tinge of yellow. This is sometimes called Sewee. It is the most generally known "butter bean" of the south. **Pkt. 10c; Lb. 45c; 2 Lbs. 80c postpaid; 100 Lbs. \$27.00**

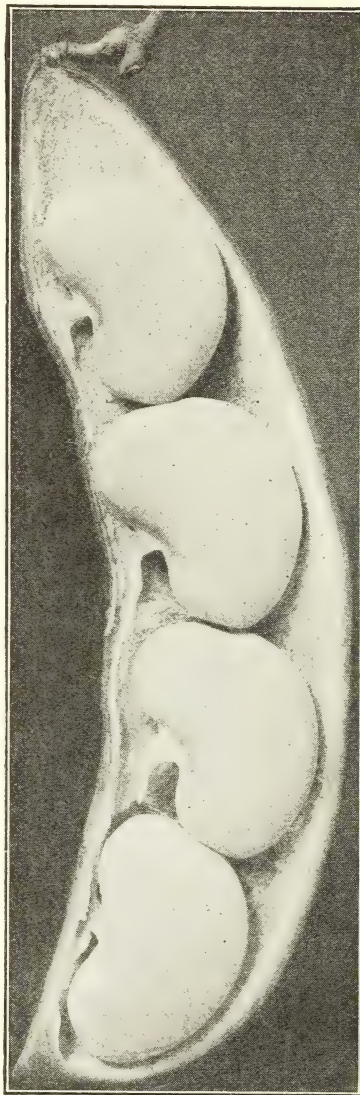
Ideal Pole Lima One of the largest and most valuable lima beans yet introduced. The vines are exceptionally vigorous and very productive, bearing large clusters of broad medium green pods each six to seven inches long. The pods usually contain four to six large beans of excellent quality. This variety matures a little later than Seibert's Early Lima but the pods are much larger. Seed large, ovoid, flat, white with slight greenish tinge. This is a splendid variety for market gardeners. **Pkt. 10c; Lb. 50c; 2 Lbs. 90c postpaid; 100 Lbs. \$33.00**

King of the Garden Lima The vines of this standard pole lima are very vigorous and productive. The pods are medium dark green, very large, five to six inches long, broad, flat, filled with four or five very large white beans of finest quality. An account of its large pods it is a favorite with market gardeners. It will come into bearing earlier and make larger pods if not more than two vines are left to grow on a pole. Seed very large, ovoid, flat, white, with slight greenish tinge. **Pkt. 10c; Lb. 50c; 2 Lbs. 90c postpaid; 100 Lbs. \$30.00**

Carpinteria Pole Lima A most desirable pole lima for the home and market garden. The vines are strong growing and vigorous, producing an abundance of fine, large, medium green pods, five to six inches long, usually closely filled with four beans of largest size, much thicker than the average pole lima. The color is distinctive in having a decided greenish tint, an indication of very finest quality. When cooked the beans are very thin skinned, extremely tender and of finest flavor. Seed very large, exceptionally thick, retaining the distinctly green tinge. **Pkt. 10c; Lb. 50c; 2 Lbs. 90c postpaid; 100 Lbs. \$30.00**

Detroit Mammoth Lima This new variety which we offered in 1917 for the first time is the largest podded of any lima yet introduced. The mammoth pods are nine to eleven inches long, rather broad, medium dark green in color and contain five to seven beans of the most excellent quality. It comes into bearing medium early and the vines, which are vigorous and strong growing, are exceptionally productive. Seed large, ovoid, rather flat, white slightly tinged with green. **Pkt. 10c; Lb. 50c; 2 Lbs. 90c postpaid; 100 Lbs. \$33.00**

Large White Lima This well known large pole lima variety is too late for the extreme north and is being supplanted in some sections by Seibert's Early Lima. The vines are tall and vigorous but slender, with medium sized, smooth, medium green leaves. The pods are borne in clusters and are five to five and one-half inches long, broad, very thin and are of medium green color. Seed very large, ovoid, flat, white with slight tinge of green. **Pkt. 10c; Lb. 50c; 2 Lbs. 90c postpaid; 100 Lbs. \$30.00**



CARPINTERIA POLE LIMA

Not less than 10 pounds at the 100 pound rate. One hundred pound prices do not include transportation: if ordered shipped prepaid add 8c per pound to the 100 pound price. We do not put up half pounds of beans.

BEET



CROSBY'S EGYPTIAN

The best results are obtained on a deep, rich, sandy loam. If wanted very early, sow such sorts as Crosby's Egyptian and Detroit Dark Red in hotbeds and transplant, cutting off the outer leaves. For general crop sow in freshly prepared soil as soon as the ground will permit, in rows eighteen inches apart, covering about an inch deep and pressing the soil firmly over the seed. When the plants are well established thin four to six inches apart in the row.

For winter use the turnip varieties may be sown in June or July so as to mature late in the season. The roots are stored in a cellar and covered with sand to prevent wilting, or they may be kept outdoors in pits such as are used for apples and potatoes.

Extra Early Egyptian Blood Turnip This is the best variety for forcing. It is also excellent for first early crop outdoors, being very early, with small tops. The leaves are dark green, shaded and veined with dark red. The roots are very dark red, moderately thick, a little rounded on top, distinctly flat on the bottom, and about two inches in diameter when mature. The flesh is dark purplish red, zoned lighter shade; firm, crisp and tender. A popular market garden sort, but not as desirable for the home garden as some of the later maturing varieties. Pkt. 10c; Oz. 15c; 2 Oz. 20c; ¼ Lb. 30c; Lb. \$1.00

Crosby's Egyptian This very desirable table beet does not closely resemble the original Egyptian except in its extreme earliness. The tops are small. The roots are flattened globe shaped and very smooth. The exterior color of the root is bright red. The flesh of our strain is bright vermilion-red, zoned with a lighter shade, very sweet, tender and of excellent quality. This is one of the best for early planting outdoors and is much used for bunching. It becomes fit for use earlier than any other variety but it is not so well suited as Extra Early Egyptian Blood Turnip for forcing in hot beds or for transplanting. Our stock is exceptionally uniform in shape and color, and is earlier than the older strains which are similar in shape but show the purplish red color. Pkt. 10c; Oz. 15c; 2 Oz. 25c; ¼ Lb. 40c; Lb. \$1.25

Detroit Dark Red We believe this is the best beet for the market and home garden, and on account of its uniformly deep rich color the most desirable for canning. The tops are small and upright in growth. The leaves are dark green, shaded with red. The roots are medium sized, globular or nearly round, very smooth and of dark blood red color. The flesh is deep vermilion red, zoned with a lighter shade of the same color. The variety is very desirable for

bunching. (See further description, page 8) Pkt. 10c; Oz. 15c; 2 Oz. 25c; ¼ Lb. 40c; Lb. \$1.50

Early Eclipse An early beet especially desirable for the home garden and used for bunching. The tops are small. The flesh is bright red, zoned with pinkish white, very sweet, crisp and tender, especially when young. Pkt. 10c; Oz. 15c; 2 Oz. 20c; ¼ Lb. 30c; Lb. \$1.00

Edmand's Early Blood Turnip A desirable second early market beet, suitable also for the home garden. Tops short, rather spreading; ribs and leaf stalks dark red; blade of leaf bright green, often with wavy edge. Roots nearly round or slightly flattened; exterior color dark red, interior color purplish red with little zoning; crisp, tender, sweet and an excellent keeper. Pkt. 10c; Oz. 15c; 2 Oz. 20c; ¼ Lb. 30c; Lb. \$1.00

Early Blood Turnip (Improved) An extra selected stock of Blood Turnip, having larger, coarser tops and root than Detroit Dark Red and requiring a longer time to mature. The roots are dark red and nearly round or slightly flattened. The flesh is deep red, zoned with lighter shade, sweet, crisp and tender. This is an excellent market and home garden sort for summer and autumn use. Pkt. 10c; Oz. 15c; 2 Oz. 20c; ¼ Lb. 30c; Lb. \$1.00

D. M. Ferry & Co's Half Long Blood A half long, deep red beet, by far the best variety for winter and spring use. It is excellent to slice for pickles. The tops are very upright with exceptionally smooth leaves. The roots are deep red, half long, smooth and uniform in shape. The flesh is very deep, rich red, sweet and tender. Pkt. 10c; Oz. 15c; 2 Oz. 25c; ¼ Lb. 40c; Lb. \$1.25

Long Dark Blood A standard long late variety of very good quality which keeps well through the winter. The roots are smooth, rather slender, growing largely under ground, with few or no side roots and when mature about eight or ten inches in length, sometimes longer when grown in deep, well-dug and well-manured soil. The exterior color of the roots is very dark purple, almost black. Flesh is dark red, tender and sweet. It is an excellent sort for pickles. Pkt. 10c; Oz. 15c; 2 Oz. 20c; ¼ Lb. 30c; Lb. \$1.00

SWISS CHARD (Sea Kale Beet) This kind of beet is grown exclusively for the numerous, fleshy, tender leaves and leaf stalks, which are superior to those of other beets for use as greens. Later in the season the wax-like leaf stems are cooked like asparagus or are pickled. This variety we offer has large, broad, undulated leaves of attractive yellowish green color, and very large, broad white stalks and midribs or chards. It is well worthy of a place in the home garden as well as for market use. Swiss Chard is sometimes called Leaf Beet, Spinach Beet and Silver Beet. Pkt. 10c; Oz. 15c; 2 Oz. 20c; ¼ Lb. 30c; Lb. \$1.00



SWISS CHARD

BEET—Continued

MANGEL WURZEL

The Mangel Wurzel, also called Mangel. Cattle Beet and Field Beet, may be grown in almost any soil, but deep loams are necessary for heavy yields of the long varieties. When well grown the roots give an immense yield of very valuable food for stock. Plant early in spring in drills two to two and one-half feet apart, and about one inch apart in the row, covering with about one and one-half inches of fine soil firmly pressed down. Cultivate frequently. When about three inches high begin thinning and continue at intervals until the roots stand about ten inches apart.

Giant Feeding Sugar Beet or Half Sugar Mangel Desirable for stock feeding, affording not only a very large crop much easier to harvest than other sorts but also having higher nutritive value, being especially rich in sugar. The roots are light bronze green above ground, grayish white below, with white flesh. On account of growing partly out of the ground and the long ovoid shape the crop can be harvested and stored easily and at less expense than any other root crop. **Pkt. 10c; Oz. 15c; 2 Oz. 20c; ¼ Lb. 25c; Lb. 65c.**

D. M. Ferry & Co's Improved Mammoth Long Red The roots are very large, uniformly straight and well formed and comparatively thicker than the common sort. The flesh is white tinged with rose. This strain under careful culture is enormously productive. Our stock will produce the largest and finest roots which can be grown for feeding stock and is vastly superior to many strains offered under other names, such as Norbitan Giant, Colossal, Monarch, etc. **Pkt. 10c; Oz. 15c; 2 Oz. 20c; ¼ Lb. 25c; Lb. 60c.**

Yellow Leviathan The roots of this exceedingly productive sort grow about one-half out of the ground and very easily harvested. In shape they are long fusiform, or spindle shaped tapering from the middle to each end, and have a small collar. The color is light gray tinged with brown above ground, yellow below. The flesh is white, sometimes slightly tinged with yellow. The tops are green and comparatively small. The roots have less tendency to become woody than most sorts. **Pkt. 10c; Oz. 15c; 2 Oz. 20c; ¼ Lb. 25c; Lb. 60c.**

Golden Tankard The tops are comparatively small, with the leaf stalks and veins distinctly tinged with yellow. The neck is small. The roots are large, ovoid, but with bottom usually of larger diameter than top, light gray above ground, deep orange below. The flesh is yellow, zoned with white. **Pkt. 10c; Oz. 15c; 2 Oz. 20c; ¼ Lb. 25c; Lb. 65c.**

SUGAR BEET

The Sugar Beets are desirable not only for sugar making but are valuable for stock feeding and when small may be used for the table. The best soil is a rich, friable sandy, or clayey loam. Rich, mucky soils will often give an immense yield of roots which, though excellent for feed, are of little value for sugar making.

Plant early in spring in drills two to two and one-half feet apart, and about one inch apart in the row, covering with about one and one-half inches of fine soil firmly pressed down. Cultivate frequently. When about three inches high begin thinning and continue at intervals until the roots stand about ten inches apart.

FOR SUGAR MAKING

Klein Wanzleben The roots are a little larger than Vilmorin's Improved and a little hardier and easier grown. The tops are rather large and the leaves slightly waved. This sort often yields under careful culture from twelve to eighteen tons per acre. It is probably the best sort for the experimenter to use. **Pkt. 10c; Oz. 15c; 2 Oz. 20c; ¼ Lb. 25c; Lb. 75c**

The following taken from Farmer's Bulletin No. 823 published by the United States Department of Agriculture.

Sugar beets may be grown in any locality which has tillable soil that is capable of producing good crops of vegetables. All sugar beets, if properly handled, will produce syrup. The beets are cut into thin slices and soaked in hot water (60 minutes) to extract the sugar. The liquid is then boiled down to the thickness desired. While the boiling is progressing, a scum will rise on the surface of the liquid; this should be removed carefully by means of a skimmer. As soon as the syrup has reached the desired consistency and has been skimmed carefully it may be placed in cans or bottles for future use. It should be canned or bottled while hot and tightly sealed or corked to prevent molding. A few rows of sugar beets in the garden will generally be sufficient for a supply of syrup for home use. A bushel of beets will produce from three to five quarts of syrup. The flavor of the syrup is pleasant. It contains the pure juice of the beet root and is a wholesome and nutritious food, which to a certain degree should be helpful in reducing the sugar bill. If the evaporation is carried far enough and the syrup is allowed to stand, a dark sugar will settle out. This sugar will be found very satisfactory for home use in cases where refined sugar is not necessary, such as in making pies or dark-colored cake.

BROCCOLI The heads resemble somewhat a coarse cauliflower and the culture is the same in all essentials as for that vegetable. Broccoli is well adapted only to those sections where the season is long, cool and rather moist. One of the most valuable features is that it withstands greater extremes of temperature than cauliflower.

Early Large White French This is considered the best sort for most sections. The plants are very hardy, vigorous and easily grown. The heads are white, compact, hard and of good quality. **Pkt. 10c; Oz. 80c; 2 Oz. \$1.30; ¼ Lb. \$2.25; Lb. \$7.50**

BRUSSELS SPROUTS Used in the fall and early winter and by some considered more tender and delicious than any cabbage. Plant resembles the cabbage, the edible part being the numerous very small heads or sprouts an inch or two in diameter formed on the stalk at each leaf joint. The culture is the same in all essentials as for cabbage, except the leaves should be broken down in the fall to give the little heads more room to grow.

Improved Half Dwarf This favorite Paris market sort is probably the most useful variety. The plants are half dwarf, growing about one and one-half to two and one-half feet high. They are very hardy and produce compact, rounded, grayish green sprouts of good size and fine quality. **Pkt. 10c; Oz. 20c; 2 Oz. 35c; ¼ Lb. 60c; Lb. \$2.00**

Long Island Improved We have found this strain very desirable in that it will produce sprouts under less favorable conditions than any variety we have ever tried. The plants are of dwarf habit but furnish a large yield of sprouts of excellent quality. **Pkt. 10c; Oz. 25c; 2 Oz. 40c; ¼ Lb. 75c; Lb. \$2.50**



BRUSSELS SPROUTS

CABBAGE

For many years cabbage seed has been a leading specialty with us. Our cabbage seeds are all grown from approved stock seeds which are largely of our own development on our Oakview Stock Seed Farm; they are all grown under our personal inspection and supervision. We believe there is no seed that is more reliable, nor any that can be more implicitly depended upon to give planters uniformly satisfactory results.

The requisites for complete success with cabbage are: First, good seed. In this crop the quality of the seed used is of the greatest importance. No satisfactory results can possibly be obtained when poor seed is planted. Second, rich, well prepared ground. A heavy, moist and rich loam is most suitable. Third, frequent and thorough cultivation. The ground should be highly manured and worked deep. Cabbage is grown all over the country and specific directions regarding the time and methods of planting applicable to all localities cannot be given. In general, north of the 40th parallel the early sorts should be sown very early in hotbeds, hardened off by gradually exposing them to the night air and transplanted as early as the ground is in good condition, setting eighteen to thirty-six inches apart, according to size of variety. South of the 40th parallel sow about the middle of September, or later according to latitude, transplanting into cold-frames if necessary to keep through winter and setting in open ground as early as possible in the spring.

The late autumn and winter varieties may be sown from the middle to the last of spring and transplanted when four to six inches high. If the weather and soil are dry the late sowings should be shaded and watered in order to hasten germination, but it is important that the plants should not be shaded or crowded in the seed-bed, or they will run up weak and slender and will not endure transplanting well. Cabbages should be hoed every week and the ground stirred as they advance in growth, drawing up a little earth to the plants each time until they begin to head, when they should be thoroughly cultivated and left to mature. Loosening the roots will sometimes retard the bursting of full grown heads.

Of late years many crops of early cabbages have been destroyed by maggots at the roots. An effective remedy seems to be to remove the earth carefully from around the stem so as to form a funnel-shaped cup and apply Zenoleum, Sanax Dip, or some similar preparation, diluted at the rate of one part to eighty parts of water. Apply one pint to a plant. A well known remedy is to apply an emulsion of kerosene which may be made as follows: Add one quart of kerosene oil to two quarts of boiling fish oil soap (whale oil soap), soft soap or any cheap soap which has been thinned to the consistency of cream. Stir the oil thoroughly by churning or other method until it has united with the soap and forms a cream-like substance. Then dilute with five times as much water and apply once a week. A preventive for maggots is to spray on forcibly a carbolic acid emulsion diluted with thirty parts of water, applied the day after the cabbage plants are transplanted, and repeated several times at intervals of a week.

The cabbage worms which destroy the leaves and heads later may be killed by dusting with pyrethrum powder, slug shot or Paris green. The last two are poisonous and should not be used in large quantities, or late in the season; however, should their use be necessary, care should be taken to remove the outside leaves before the heads are used. If the disease called club-root should get a foothold, do not plant the land with any of the cabbage family for a year or two. This is usually an effective remedy.

A great many of the varieties of cabbages are simply strains rather than distinct sorts and are really the same as some older and better known kinds. We are confident that every good quality can be found in a greater degree in the varieties we offer than in any other kinds.

FIRST EARLY SORTS

Early Jersey Wakefield

This most excellent variety is the earliest and surest heading of first early cabbages for the market and home garden. Most gardeners depend upon it for the bulk of their extra early crop. The plants are exceedingly hardy, not only in resisting cold but other unfavorable conditions. They are compact and erect or very slightly spreading, with few outer leaves, which are smooth, thick, nearly oval and deep green. The stem is short. The heads are of medium size, very solid, uniformly pointed and of excellent quality. **Pkt. 10c; Oz. 35c; 2 Oz. 60c; 1/4 Lb. \$1.00; Lb. \$3.50**



COPENHAGEN MARKET



EARLY JERSEY WAKEFIELD

Copenhagen Market

The earliest large round-headed cabbage yet introduced. The heads are exceptionally large for so early a variety, very solid and of most excellent quality. The plants are vigorous but compact, with short stem and few outer leaves which are of rather upright growth. The leaves are medium light green, nearly round, comparatively thick and smooth. This is a most excellent sort, both for the home garden and market gardening trade. Our strain produces the characteristic large, round heads that for solidity and excellent quality make this variety so valuable. (See further description, page 3) **Pkt. 10c; Oz. 50c; 2 Oz. 85c; 1/4 Lb. \$1.40; Lb. \$5.00**

Charleston or Large Wakefield

A strain in which the plant is larger and a little later than Early Jersey Wakefield, the head being fully as solid but less pointed and considerably larger. The leaves are rather large, smooth and comparatively thick. Its exceeding hardness, earliness and size of head have made it with market gardeners and shippers a popular sort to follow Jersey Wakefield. The plants are medium sized, very vigorous and slightly spreading. The heads are blunt pointed but very broad at the base. Our stock can be depended upon to produce uniformly fine, marketable heads. **Pkt. 10c; Oz. 30c; 2 Oz. 55c; 1/4 Lb. 90c; Lb. \$3.00.**

CABBAGE—SECOND EARLY AND INTERMEDIATE SORTS

Early Dwarf Flat Dutch The plants of this valuable second early sort are short stemmed, compact and upright with comparatively few and short leaves. The outer leaves are slightly waved and serrate at the edges. The heads are large for size of plant, are nearly round or somewhat flattened, close, firm and very solid. They mature a little earlier than Early Summer. This variety is extensively used for the home garden and market. The seed we offer is of first quality. Pkt. 10c; Oz. 25c; 2 Oz. 40c; ¼ Lb. 75c; Lb. \$2.50

Glory of Enkhuizen This second early variety is very sure heading and of excellent quality. The plants are of vigorous growth, with large, rather spreading outer leaves which are noticeably curved and frilled. The heads are globular or very nearly round, very solid and of large size for so early a variety. Pkt. 10c; Oz. 40c; 2 Oz. 75c; ¼ Lb. \$1.10; Lb. \$4.00


Allhead Early This excellent second early market sort produces heads that are very large for so early a cabbage and of very good quality. It is desirable not only for general spring planting but by planting late it can be used as a fall and early winter cabbage. The variety is well adapted for kraut. The plants are compact, with few outer leaves which are comparatively smooth and rather thick, being nearly entire at edges and only slightly waved. The stem is short. The heads are solid and flat but very deep. Our strain is of special value. Pkt. 10c; Oz. 25c; 2 Oz. 40c; ¼ Lb. 75c; Lb. \$2.50

Midseason Market This variety which we previously listed as Dwarf White Summer is a second early variety of distinctive merit. Heads medium to large, round or nearly so, very solid and heavy. Interior color of head remarkably white and of fine flavor and texture. Plants vigorous growing but very uniform in type and are quite short stemmed. Leaves light green in color, comparatively short and broad. An excellent sort for the home garden as it is a sure header and stays in condition for use a long time. Also recommended as a valuable addition to the list of kraut varieties. Pkt. 10c; Oz. 50c; 2 Oz. 85c; ¼ Lb. \$1.47; Lb. \$5.00

Early Winnigstadt One of the best of the second early or medium early sorts, very hardy, with a very hard sharply pointed head and a very sure cropper. Owing to its compact and upright habit of growth and peculiar texture of its rather short and thick, dark green leaves, the variety resists cold, wet and insect pests exceptionally well. The heads are of medium size, very closely and convolutely wrapped, sharply conical, of good quality and keep very well. The leaves are dark bluish green with much bloom. The variety is very extensively used for the home garden. It is sometimes planted late and then makes a desirable winter cabbage. Pkt. 10c; Oz. 25c; 2 Oz. 40c; ¼ Lb. 75c; Lb. \$2.50



MIDSEASON MARKET



ALL SEASONS

Succession A sure heading sort, intermediate or second early in season and adapted for autumn as well as late summer use. The plants are vigorous and strong growing, with a short stem and have numerous, rather short, outer leaves which are somewhat frilled. The heads are large, deep, very firm and of excellent quality. The seed we offer is from carefully grown selected stock. Pkt. 10c; Oz. 35c; 2 Oz. 60c; ¼ Lb. \$1.00; Lb. \$3.50

All Seasons A very desirable large cabbage of intermediate season, adapted for autumn as well as late summer use, and considered one of the most desirable for kraut. The plants are very vigorous and sure heading, with few outer leaves which are large and fairly smooth or slightly waved. The heads are nearly round or somewhat flattened, very solid and of excellent quality. It is remarkable for its ability to stand the hot sun and dry weather, remaining an exceptionally long time in condition for use. Sometimes sold as Vandergaw. Pkt. 10c; Oz. 35c; 2 Oz. 60c; ¼ Lb. \$1.00; Lb. \$3.50

Volga A main crop sort, very desirable where large, uniformly round heads with short stem and plants of compact growth are wanted. This sort matures very early for a variety furnishing such large heads of excellent shape. The outer leaves are thick, long oval and rather smooth. The variety is hardy, usually very solid and a good keeper. Pkt. 10c; Oz. 25c; 2 Oz. 40c; ¼ Lb. 75c; Lb. \$2.50

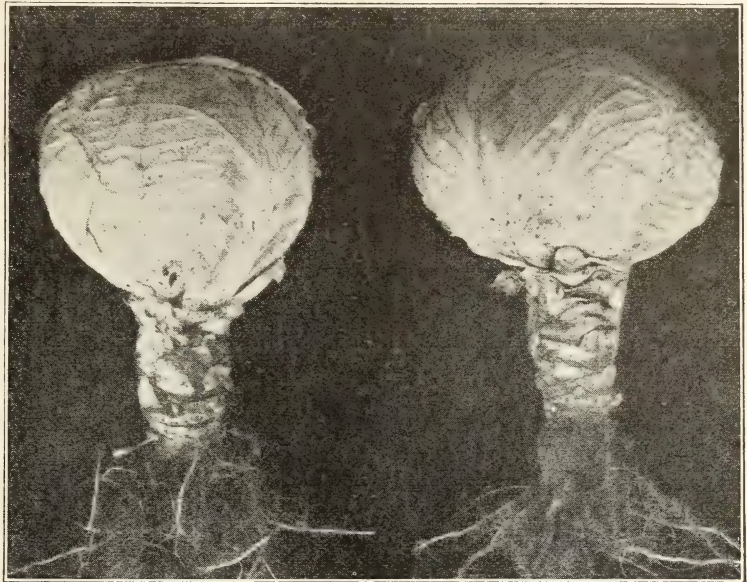
Surehead One of the most reliable main crop or late cabbages for northern latitudes, being very hardy and exceptionally sure heading. In some sections this is used largely as a late home market cabbage and for shipping. The plants are rather upright, with many outer leaves which are waved, thin edged, crimped and distinctly frilled; stem rather short. The heads are large and broad, thick, somewhat flattened, compact, very solid and of excellent quality. Pkt. 10c; Oz. 25c; 2 Oz. 40c; ¼ Lb. 75c; Lb. \$2.50

CABBAGE—LATE OR AUTUMN AND WINTER SORTS

D. M. Ferry & Co's Premium Late Flat Dutch This strain is the result of much care on our part to develop and maintain the good qualities which have made this sort

so popular. The plants are very hardy, comparatively slow growing but very sure heading; stem rather short. The plants are exceptionally vigorous, with very large, broad, spreading outer leaves which are moderately smooth or very slightly waved and slightly blistered. The heads are uniformly large, often very large, flat but deep, distinctly flattened on the top, solid and of excellent quality. This is considered by many as the standard, very large late cabbage for home garden and market. It is an excellent keeper. Pkt. 10c; Oz. 25c; 2 Oz. 40c; ¼ Lb. 75c; Lb. \$2.50

Wisconsin No. 8 A "yellows" resistant strain of cabbage developed out of our stock of Hollander under the direction of Dr. L. R. Jones of the University of Wisconsin. At Racine, Wisconsin, where for several years many of the commercial crops of cabbage were badly infected or entirely destroyed by the disease called the yellows this strain has proven to be practically immune from attack. The disease resistant properties of this variety, however, apply only to that known as the "yellows" and no claim is made that it is less susceptible to other forms of disease such as Black Rot, Black Leg or Club Root than other sorts. Although showing considerable variation in type the plants resemble Hollander but are larger and more leafy and spreading. The heads are round or somewhat flattened and retain to a remarkable degree the solidity and excellent keeping qualities of the Hollander. For localities where Cabbage plants are affected by the yellows we earnestly recommend a planting of this new strain. Pkt. 10c; Oz. \$1.00; 2 Oz. \$1.75; ¼ Lb. \$3.25; Lb. \$12.00



OUR OWN STRAIN CHOICE IMPORTED STRAIN
TYPES OF HOLLANDER OR DANISH BALL HEAD CABBAGE

Hollander or Danish Ball Head Very hardy, sure heading, very solid, of good quality and as one of the very best keepers this is particularly desirable for distant markets or for late spring use. The plants are vigorous and compact, with stem of medium length. They are exceedingly hardy in resisting cold and stand dry weather well. The leaves are distinctly upright in growth, few but rather large, long and narrow, thick, smooth, bluish green covered with whitish bloom. The heads are medium sized, round, exceptionally solid and stand shipment better than any other late sort. Our strain of Hollander is shorter stemmed and produces heads generally larger than other stocks. We offer seed of our own growing which, judging from our trials, will produce more uniformly typical heads than can be grown from stock obtainable elsewhere. (For further description, see page 8)

Our own strain, Pkt. 10c; Oz. \$1.35; 2 Oz. \$2.30; ¼ Lb. \$4.25; Lb. \$16.00

Choice imported seed, Pkt. 10c; Oz. 30c; 2 Oz. 55c; ¼ Lb. 90c; Lb. \$3.00

Mammoth Rock Red The largest and surest heading red cabbage. The plants are large and vigorous with medium length stem and spreading outer leaves which are dark green with red veining. The heads are late maturing, large, round, very solid and of very attractive deep red color. The variety is much used for cole slaw and pickling. Pkt. 10c; Oz. 35c; 2 Oz. 60c; ¼ Lb. \$1.00; Lb. \$3.50

Improved American Savoy The best of the main crop and late Savoy for home use or market. The plants are vigorous, of medium size, with rather short stem, and are very sure heading. The outer leaves are medium large, thick, fleshy and densely and uniformly crumpled. The heads are large, nearly round, fairly solid, sweet and tender. The quality is superior to sorts that have been offered as Perfection, Green Globe or Drumhead Savoy. Pkt. 10c; Oz. 30c; 2 Oz. 50c; ¼ Lb. 90c; Lb. \$3.00

Chinese Improved or Pe-Tsai The strain we offer resembles when well grown Cos Lettuce rather than Cabbage. It is often called Celery Cabbage on the market.

The leaves when young are crimped, of light green color and appear like smooth leaved mustard but with much broader and heavier midribs. The plant as it matures becomes more upright and forms heads much like Cos Lettuce. The inner leaves blanch an attractive light yellow or creamy white with very white midribs. It is of distinctive flavor, very mild and pleasant. It is served as a salad like lettuce or cooked like asparagus.

Sown in this latitude after July 1st at the same time as turnips. Early plantings of Pe-Tsai run quickly to seed in hot weather. Sow in drills fourteen to twenty inches apart and thin two or three times; or if grown for the market start in boxes and transplant like late cabbage. Pkt. 10c; Oz. 30c; 2 Oz. 55c; ¼ Lb. 90c; Lb. \$3.00



CHINESE IMPROVED OR PE-TSAI

CARROT

While a sandy loam made rich by manuring the previous year is the best soil for the carrot, any good land if thoroughly and deeply worked will produce satisfactory crops. It is advisable to sow as early in the spring as the ground is fit to work, though good crops may be grown from sowings as late as June 15. For table use sow the smaller kinds early in rows sixteen to eighteen inches apart. For field culture sow in drills eighteen to twenty-four inches apart, using from one and one-half to three pounds of seed to the acre. Cover one-half to one inch deep and see to it that the soil is pressed firmly about the seed. As soon as the plants appear, use the cultivator or wheel hoe. Thin two to six inches apart in the row, according to the size of the variety.

Earliest Short Horn (*French Forcing*) One of the earliest varieties in cultivation and very desirable for forcing. The tops are very small. The roots are reddish orange and are nearly round when forced quickly in very rich, well prepared soil, but are somewhat longer when grown out doors. When fully matured the roots are about two to two and one-half inches long, but they should be used before fully grown while young and tender. **Pkt. 10c; Oz. 15c; 2 Oz. 25c; ¼ Lb. 40c; Lb. \$1.50**

Early Scarlet Horn This variety is excellent for early planting out of doors for the table. The tops are small. The roots are orange-red, about three inches long, top shaped but tapering abruptly to a small tap. **Pkt. 10c; Oz. 15c; 2 Oz. 25c; ¼ Lb. 40c; Lb. \$1.50**

Early Half Long Scarlet Carentan The tops of this early half long frame sort are very small and seed may be sown very thickly as the variety is well adapted for forcing. The roots are of medium size, slender, cylindrical with remarkably small neck, handsome deep orange color, coreless, tender throughout and of the best quality. They are usually four and one-half to five inches in length, but sometimes grow considerably longer. **Pkt. 10c; Oz. 15c; 2 Oz. 25c; ¼ Lb. 40c; Lb. \$1.50**

Half Long Scarlet Nantes, Stump Rooted This extensively used, half long early variety has small tops and is excellent for the market or home garden. The roots are cylindrical, smooth and of a bright orange color. The flesh is orange, becoming yellow in the centre but very tender throughout. This variety is of the finest quality and is one of the most symmetrical and handsome of the medium sized sorts. The mature roots are usually five to six inches long. **Pkt. 10c; Oz. 15c; 2 Oz. 25c; ¼ Lb. 40c; Lb. \$1.50**



HALF LONG SCARLET NANTES, STUMP ROOTED



CHANTENAY

Chantenay A most excellent, medium early, half long variety. It is one of the best in quality for the market and home garden, while its great productiveness and the ease with which it can be harvested make it desirable as a field sort. The tops are medium sized with small neck. The mature roots are thick, five and one-half to six inches in length, uniformly half long or stump rooted but tapering slightly, smooth, deep orange-red in color. The flesh is very crisp and tender. Although a medium early sort the roots are suitable for use nearly as early as any. The variety is extensively used for bunching. **Pkt. 10c; Oz. 15c; 2 Oz. 25c; ¼ Lb. 40c; Lb. \$1.25**

Guerande or Ox Heart Especially desirable for soil so hard and stiff that longer rooted sorts would not thrive in it. The tops are comparatively small. The mature roots are four and one-half to five inches long, very thick, ending abruptly in a small tap root. The flesh is bright orange, fine grained and sweet. When young the roots are desirable for table use as a medium early carrot and when mature they are equally good for stock feeding. **Pkt. 10c; Oz. 15c; 2 Oz. 25c; ¼ Lb. 40c; Lb. \$1.25**

Danvers A half long orange carrot, grown largely on account of its great productiveness and adaptability to all classes of soil. It is a desirable second early carrot for the home garden and is also suitable for field culture. The tops are of medium size. The mature roots are of medium length, six to eight inches long, tapering uniformly to a blunt point. The flesh is deep orange, tender and of good quality. Although the roots of this variety at maturity are comparatively short they often produce as large a bulk as the longer fields sorts and are more easily harvested. **Pkt. 10c; Oz. 15c; 2 Oz. 25c; ¼ Lb. 40c; Lb. \$1.25**

Improved Long Orange The roots of this improved strain of this variety we offer are very deep orange, long and comparatively thick, often twelve inches in length and three inches in diameter at the crown, tapering regularly to a point. The tops are rather large. This intermediate to late maturing sort is suitable for table use as well as stock feeding, combining great productiveness with uniform shape when grown in light, deep, rich soil. When of size suitable for the table, the roots are tender and of good quality. **Pkt. 10c; Oz. 15c; 2 Oz. 25c; ¼ Lb. 40c; Lb. \$1.25**



GUERANDE OR OX HEART

D. M. Ferry & Co's Improved Short White One of the very best field carrots because of its enormous productiveness and the ease with which it can be harvested. The roots are half long, seven to nine inches in length, smooth, very heavy at the shoulder but tapering regularly to the point. The color is creamy white with light green crown. The flesh is white, solid, crisp and of excellent quality for stock feeding. **Pkt. 10c; Oz. 15c; 2 Oz. 20c; ¼ Lb. 30c; Lb. \$1.00**

CAULIFLOWER

Cauliflower, although one of the most delicious vegetables, is but little grown except by professional gardeners because of the erroneous notion that it is so difficult to grow that only skilled gardeners can produce it. Any one will be reasonably sure of success with this most desirable vegetable if the cultural directions given below are carefully followed.

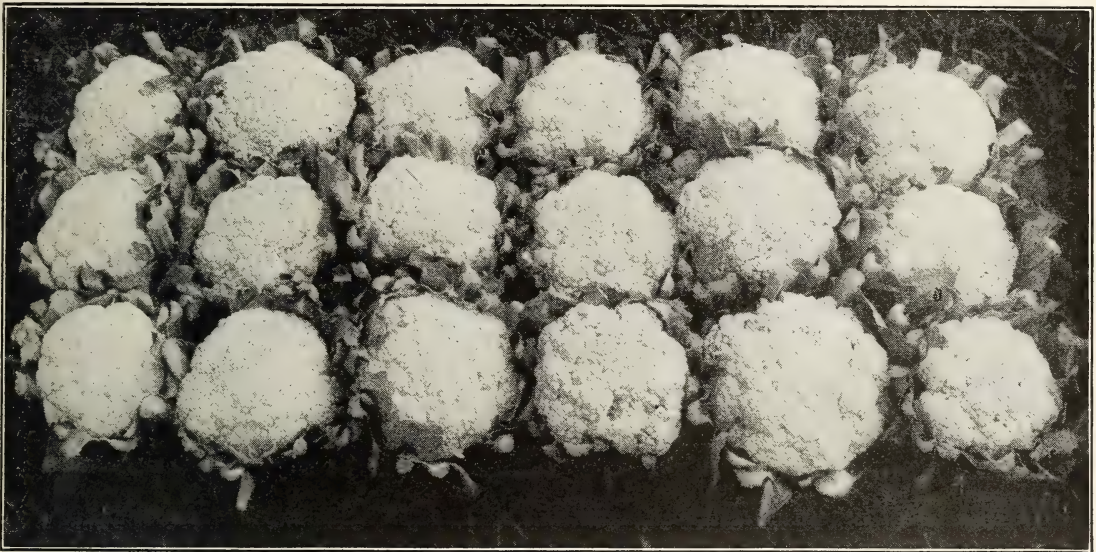
For spring and early summer crop, sow in March or early in April in hotbed. If soil is not too wet, seed should be thoroughly pressed into the ground after sowing. This insures quick germination. Cover seed with one-half inch of fine soil firmly pressed down. Transplant to cold-frame when sufficiently large to handle. As soon as danger of hard freezing is over set in the open ground in rows two and one-half to three feet apart and eighteen inches apart in the row. The plants will endure a light frost. The soil for cauliflower should be like that for cabbage, but it is better if made richer than is ordinarily used for that crop. Plenty of good manure must be well incorporated with the soil and the latter be brought into the highest state of tilth. No application, however, can be more necessary or more useful than that of cultivator and hoe.

For late crop, sow at same time as for late cabbage and treat in the same manner. It should be borne in mind that cauliflower will not head up well in hot, dry weather and hence the sowings need to be so timed as to bring the heads to maturity either before the hot summer weather sets in or not until the cooler weather of the fall. If it receive at this time a liberal supply of water, the size and quality of the heads will be greatly improved. After the head begins to form, draw the leaves over and tie them together to protect it from the sun and to keep it white. The heads should be cut for use while the "curd" is compact and hard, as they soon become much impaired in quality and appearance after they open and separate into branches.

Of the enemies of the crop, none is more formidable than the cabbage root maggot. This seems to have a special liking for the cauliflower. Probably the best and most surely effective protective measure is enveloping each plant with a tight fitting collar of tarred felt. Plant lice are also serious pests of this crop. Effective remedies are dusting with fine tobacco dust, or spraying with strong tobacco tea or kerosene emulsion.

Our cauliflower trials for several years included samples of seeds from some of the most skillful American growers and while their stocks produced hardy, vigorous plants the heads formed were uniformly more open in the curd and matured a little later than those grown from the best imported seed. All the cauliflower seed we offer is produced by the most experienced growers in Europe, in such localities as are best suited to its proper development and the greatest care is taken to save seed from perfectly developed plants only.

Early Snowball Unquestionably the earliest maturing strain of the true short leaved Snowball type of cauliflower. It is admirably adapted for forcing or wintering over for early crop and is the most popular sort for these purposes, also one of the best sorts for late summer and fall crop. Early Snowball is, moreover, a most desirable sort for the home garden. The plants are compact, with few short, outside leaves and are well suited for close planting. The heads are of medium to large size, solid, compact, round, very white and curd-like and are developed earlier than those of any other sort. In our many comparative trials of samples from the best known growers and prominent seedsmen in Europe and America our stocks of Early Snowball have been unsurpassed by any in earliness. They also gave the highest percentage of well formed heads. After a careful inspection of the fields of the most expert Danish and other European growers we know we are in position to supply the most critical trade with seed which can be depended upon as the very best. Pkt. 25c; ¼ Oz. 75c; Oz. \$2.50; 2 Oz. \$4.50; ¼ Lb. \$8.00



• EARLY SNOWBALL

Extra Early Dwarf Erfurt A remarkably sure heading early cauliflower. It is of dwarf habit with short outside leaves and is similar in most respects to Early Snowball, and nearly as early. The heads when ready for market are of medium to large size. The curd is white, exceptionally deep and of finest quality. It will give excellent results either in the home garden or for market use and is superior to most seed sold at higher prices. Where extreme earliness is not the greatest consideration we recommend this strain after having proven it superior to many stocks offered as Snowball. Pkt. 25c; ¼ Oz. 75c; Oz. \$2.50; 2 Oz. \$4.50; ¼ Lb. \$8.00

Danish Giant, Dry Weather An excellent second early variety especially adapted for growing in the open ground. Recommended for localities subject to long dry seasons as it will often produce heads of fine quality under these conditions while other sorts are total failures. Heads of medium to large size, very solid, pure white and of fine quality. Pkt. 25c; ¼ Oz. 75c; Oz. \$2.50; 2 Oz. \$4.50; ¼ Lb. \$8.00

Large Algiers A valuable late sort, sure to head, of excellent quality and popular with market gardeners. The plant is large but of upright growth, the leaves protecting the heads so that they will endure uninjured a frost that would ruin most other sorts. This is one of the very best of the late varieties. Pkt. 10c; Oz. \$1.00; 2 Oz. \$1.70; ¼ Lb. \$3.00

Veitch's Autumn Giant A distinct and valuable late variety with long stems and dark green leaves. The heads are very large, white, firm and compact and being well protected by foliage, remain a long time fit for use. The plants should be started and transplanted early in the season to insure their full development. Pkt. 10c; Oz. 65c; 2 Oz. \$1.15; ¼ Lb. \$2.00

CELERY

Sow the seed (which is slow to germinate) from about February 20 to April 20 in shallow boxes indoors or sow in a finely prepared seed bed out of doors in April in straight rows so that the small plants may be kept free from weeds. See to it that the seed is not covered too deep and that the bed is kept moist, almost wet, until the seeds germinate, as plenty of moisture is essential to get a satisfactory growth. The seed will not germinate well if planted in a holed or where subjected to a temperature above 60° F. When the plants are one to two inches high, thin out and transplant so that they may stand two or three inches apart each way. When they are four inches high, cut off the tops, which will cause the plants to grow stocky. Plants are usually set out when about five inches high. It is well to cut off the lower half of the roots before transplanting.

The crop is usually made to succeed being very rich soil and plenty of water. If good plants are used, they may be set out as late as the middle of August, but the best results are usually obtained from setting about the middle of June or first of July. The most desirable time will depend upon local climate and is that which will bring the plants to maturity during cool, moist weather. In setting, prepare broad trenches about six inches deep and four to six feet apart, in which the plants should be set six inches apart, cutting off the outer leaves and pressing the soil firmly about the roots. The compacting of the soil excludes the air from the roots until new rootlets are started. The only care now necessary for about six weeks is to keep the plants free from weeds by frequent cultivation.

When the plants are nearly full grown they should be "handed," which is done by gathering the leaves together while the earth is drawn about the plant to one-third its height, taking care that none of it falls between the leaves, as it would be likely to cause them to rust or rot. After a few days draw more earth about them and repeat the process every few days until only the tops of the leaves are visible. Or it may be blanched by pressing the leaves together with two wide boards held in place by stakes or by wire hooks at the top. This is the method commonly used by market gardeners and the rows need to be only about three feet apart, but celery so blanched is not so good in quality and is more likely to become pithy than that blanched with earth. Care should be taken that the plants are not disturbed while they are wet or the ground is damp; to do so increases the liability to injury from rust. A part of the crop may be simply "handed" and then at the approach of severe freezing weather taken up and set out compactly in a dark cellar or an unused cold-frame, where the temperature can be kept just above the freezing point and it will then gradually blanch so that it may be used throughout the winter. Should the plants begin to wilt, water the roots without wetting the stalks or leaves and they will revive again.

Celery is sometimes grown by a process which consists in making a spot as rich as possible and there setting the plants six to eight inches apart each way. If the soil is very rich and there is an abundance of water, the plants will blanch each other and the product will be very white and handsome, but we think it is inferior in quality to that grown by the old method.

Golden Yellow Self Blanching This is the standard celery for early use. It is in condition as early in the fall as any and we have yet to find a strain better in quality and appearance than our stock of Golden Yellow Self Blanching. Critical gardeners generally depend upon our stock to produce their finest early celery. It is excellent for the home garden. The plants are of medium size, compact and stocky, with yellowish green foliage. As they mature the inner stems and leaves turn beautiful golden yellow so that blanching is effected at a minimum expenditure of time and labor. Its handsome color, crispness, tenderness, freedom from stringiness, and fine nutty flavor have established it as a superior first early sort. **Pkt. 10c; ½ Oz. 60c; Oz. \$1.00; 2 Oz. \$1.75; ¼ Lb. \$3.25; Lb. \$12.00**

Wonderful This variety is similar in many respects to Golden Yellow Self Blanching. It matures fully as early as that variety and in many localities has been found to be more resistant to attacks of blight and rust. The plants are semi-dwarf, stocky and vigorous growing with very full heart which bleaches quickly to a rich golden yellow color. Of very attractive appearance, superior quality and fine nutty flavor. Recommended as a very profitable variety for growers for either the home or distant markets and also as a desirable sort for the home garden. **Pkt. 10c; ½ Oz. \$1.50; Oz. \$2.50; 2 Oz. \$4.50; ¼ Lb. \$8.00**

White Plume A handsome, very early variety. The leaves are light, bright green at base, shading nearly white at tips. As the plants mature, the inner stems and leaves turn white and require to be earthed up but a short time before they are in condition for use. Although very attractive, we do not think that it compares favorably with the Golden Yellow Self Blanching either in flavor or solidity, or that it will remain in condition for use as long. White Plume has been much in demand as a market sort on account of its very attractive appearance and requiring a very short time for blanching. It is suitable also for the home garden. **Pkt. 10c; Oz. 35c; 2 Oz. 60c; ¼ Lb. \$1.00; Lb. \$5.50**

Easy Blanching A comparatively new early variety recommended for both the home and market garden. The plants make a rapid and vigorous growth producing rather thick, solid stalks of excellent quality and rich nutty flavor. Although one of the earliest varieties to blanch it is also an excellent keeper and if stored when green will be found to be as satisfactory in this respect as many of the late maturing sorts. **Pkt. 10c; Oz. \$1.00; 2 Oz. \$1.60; ¼ Lb. \$2.75; Lb. \$10.00**

Columbia An early maturing sort of most excellent shape and quality for the home market and private garden. It is extensively grown for shipment. The plant is of medium height but very stocky and heavy. The stalks are thick, almost round, resembling in shape those of Giant Pascal. The outer foliage of the plant when growing is rather light green with tinge of yellow, becoming when blanched yellow with tinge of green. The heart when properly blanched changes from yellow with tinge of green to a light golden yellow. In season it follows in close succession Golden Yellow Self Blanching. We consider it unsurpassed in its rich nutty flavor. **Pkt. 10c; Oz. 50c; 2 Oz. 85c; ¼ Lb. \$1.40; Lb. \$5.00**

Giant Pascal This is a green leaved variety developed from the Golden Yellow Self Blanching and we recommend it as being of the very best quality for fall and early winter use for the home garden and market. It blanches to a beautiful yellowish white color, is very solid and crisp, and of a fine nutty flavor. The stalks are of medium height, very thick, the upper portion nearly round but broadening and flattening toward the base. With high culture this variety will give splendid satisfaction as a large growing sort for fall and winter use. In the south it is prized more than almost any other kind. **Pkt. 10c; Oz. 50c; 2 Oz. 85c; ¼ Lb. \$1.40; Lb. \$5.00**



COLUMBIA

CELERY—Continued

Winter Reliance This is considered the most attractive in color and the best in quality of any of the late keeping sorts. The plants are moderately dwarf, erect and compact, with solid heart. The habit of growth is very well adapted for late keeping. When ready for the late market the stalks are a very attractive light creamy yellow. The quality is unsurpassed by any variety of its class and is decidedly superior to most of the older, long keeping sorts. We recommend it as the best variety for the late market. **Pkt. 10c; Oz. 35c; 2 Oz. 60c; ¼ Lb. \$1.00; Lb. \$3.50**

French's Success A late maturing variety which keeps the best of any celery yet introduced. The growth is compact and short in stem so that the plants may be well earthed up for blanching while growing close together. The foliage is dark green. The heart is large, solid and is formed early. The stalks become when blanched almost white or very light creamy yellow, thick, yet brittle, without stringiness and of good quality. It requires more time to mature than some sorts but remains firm, solid and in fine condition until late in the spring. **Crop failed.**

Soup or Cutting Celery This is not suitable for blanching but the seed is sown thickly in rows. The tops grow very rapidly and furnish a succession of cuttings throughout the season. The stalks are cut when three or four inches high for use as flavoring for soups or stews. **Pkt. 10c; Oz. 15c; 2 Oz. 25c; ¼ Lb. 40c; Lb. \$1.25**

CELERY SEED FOR FLAVORING. Oz. 10c; 2 Oz. 15c; ¼ Lb. 20c; Lb. 50c.

CELERIAC or Turnip Rooted Celery

In this kind of celery, the roots have been developed by cultivation and not the leaf-stalks. The roots, which are edible portion, keep well for winter use and are excellent for soups and stews. They are also cooked and sliced as a salad.

Sow seed at the same season and give the same treatment as common celery. Transplant to moist, rich soil, in rows two feet apart and six inches apart in row. Give thorough culture. It is not necessary to earth up or "handle" the plants. After the roots have attained a diameter of two inches, they are fit for use.

To keep through the winter pack in damp earth or sand and put in the cellar or leave out of doors, covering with earth and straw like beets and carrots.

Large Smooth Prague An improved variety of turnip rooted celery producing large roots of nearly globular shape and comparatively smooth surface. **Pkt. 10c; Oz. 25c; 2 Oz. 40c; ¼ Lb. 75c; Lb. \$2.50**

CHERVIL

A hardy annual with aromatic leaves somewhat resembling parsley and by many considered superior to it in flavor. The young leaves are used in soups and for flavoring and garnishing meats and vegetables.

Sow in early spring in rich, well prepared soil. The seed is slow to germinate, sometimes remaining in the earth four or five weeks before the plants appear. When the plants are about two inches high, transplant or thin to about one foot apart. They are ready for use in six to ten weeks from sowing.

Curled This very finely curled, double sort is much superior to the plain variety, being early maturing, handsomer and having fully as fine fragrance and flavor. **Pkt. 10c; Oz. 25c; 2 Oz. 40c; ¼ Lb. 75c; Lb. \$2.50**

CHICORY

Large Rooted or Coffee The dried and prepared roots are much used as a substitute for coffee, and the young leaves may be used as a spring salad. Our stock is the improved type, with very much larger, smoother, whiter and proportionately shorter roots than the old kind.

Sow seed as early in spring as the ground can be prepared, in rather light, moderately rich soil, in drills two to two and one-half feet apart for either garden or field culture. When the plants are sufficiently large, thin to six inches apart in the row and cultivate well. **Pkt. 10c; Oz. 20c; 2 Oz. 35c; ¼ Lb. 60c; Lb. \$2.00**


Small Rooted or Radichetta The tops of this variety are very desirable for use as a salad. The leaves are long, narrow, entire or slightly toothed and blanch readily when the plants are grown close together. The roots are long and slender, averaging about one-half inch in diameter and from six to eight inches long.

Sow seed as early in spring as possible, preferably in wide strips or blocks. Deep, rich, loamy soil which has been manured the previous year is essential for the best results. Keep clear from weeds and thin sparingly. Where climate permits seed may be sown about mid-winter. **Pkt. 10c; Oz. 25c; 2 Oz. 40c; ¼ Lb. 75c; Lb. \$2.50**

Witloof (*French Endive*) The leaves and leaf-stems of this variety are blanched and used as a salad like Endive or Cos Lettuce.

Sow seed about one inch deep in the open ground in May or June in rows about eighteen inches apart. Thin plants to six inches apart in the row. In the fall the roots should be lifted, the leaves trimmed to within one and one-half inches of the crown, the side roots broken off and the roots shortened to a uniform length of about nine inches. The roots are then placed upright in a trench about eighteen inches deep, setting the roots about two inches apart and the crowns at a depth of about nine inches below the level of the top of the trench. Fill in the trench with fine rich soil. If more rapid growth is desired cover the rows with a mulch of manure about one and one-half feet deep. The new tops will attain the proper size in from four to six weeks. **Pkt. 10c; Oz. 30c; 2 Oz. 55c; ¼ Lb. 90c; Lb. \$3.00**

CHIVES—Allium Schoenoprasum An onion-like plant used as a salad and for flavoring soups. It also makes an excellent ornamental garden bed edging which may frequently be cut, a new growth of leaves appearing soon after each cutting. The plants grow about ten inches high. One sowing will answer for about three years. **Pkt. 10c; Oz. \$1.00; 2 Oz. \$1.70; ¼ Lb. \$3.00**



CELERIAC LARGE SMOOTH PRAGUE

COLLARDS

This is a tall, loose leaved cabbage-like or kale-like plant grown throughout the south and known in different sections as "Cole," "Colewort," or simply "Greens." It is extensively used for the table as well as for stock feeding in the south where it continues in growth and is usable throughout the entire winter. Collards usually succeed in locations where cabbage cannot be grown to perfection.

Sow the seed thickly in drills, in rich ground, transplanting when about four inches high; or sow in drills where the plants are to remain and when well started thin to two or three feet apart in the row. In the south, seed may be sown from January to May and from August to October.

Georgia, Southern or Creole This is the white or green stemmed variety, growing two to three feet high and forming a large, loose, open head or cluster of leaves with a rather long stem. A frost, if not too severe, will improve rather than injure the quality of the leaves. **Pkt. 10c; Oz. 15c; 2 Oz. 20c; ¼ Lb. 30c; Lb. \$1.00**

CORN

SWEET OR TABLE VARIETIES

A rich, warm, alluvial soil is the best, but excellent sweet corn can be raised on any good, ordinary soil, if it is deeply and thoroughly worked before planting. In the north sweet corn may be planted as early as can be done without risking great loss from frosts or from rotting of the seed in the soil, but with the main crop varieties especially, it is well to wait until the ground has become warm as the sweeter varieties are more sensitive to cold and wet than field corn or varieties of inferior quality.

If planted in rows, make the rows three to four feet apart, according to the vigor of growth of the variety, and place the seed twelve to sixteen inches apart in the row, covering one inch deep with fine soil firmly pressed down.

If planted in hills, make the hills for the early varieties three feet apart each way and plant four to six kernels to the hill. For the later sorts the hills should be three and one-half to four feet apart each way. Hoe frequently and when six inches high thin so as to leave three or four plants in the hill. Give frequent and thorough but shallow cultivation until the tassels appear.

The earliest sweet corn matures a week to ten days ahead of Mammoth White Cory. The ears average six to seven inches long, are uniformly eight rowed, fully equal in quality to Mammoth White Cory with skin a trifle more tender. The stalks are very uniform in height averaging about four feet. Ears are set low and close to the stalks. For the market grower who reaps an extra profit by getting his produce on the market ahead of his competitors this will be a money-maker; for the home gardener it will produce desirable ears for the table a week ahead of the next earliest variety. (For further description, see page 3) **Pkt. 10c; Lb. 40c; 2 Lbs. 70c. postpaid; 100 Lbs. \$25.00**

Mammoth White Cory We consider this one of the best extra early varieties for the market and home garden. The ears are very large for so early a variety. The stalks are about four feet high, each generally bearing two large, finely shaped ears which become fit for use very early. They are twelve rowed, six to seven inches long, very symmetrical and handsome, seldom with any opening between the rows at the base. The grain is large, broad, very white and of remarkably good quality for such an early sort. **Pkt. 10c; Lb. 35c; 2 Lbs. 60c. postpaid; 100 Lbs. \$18.00**

Golden Bantam This is an early sweet corn with golden yellow grain, very tender and of excellent quality. The ears are eight rowed, six to seven inches long and of the medium size found most suitable for the table. The flavor is exceptionally rich and delicious. The stalks are four to five feet high. Our stock of this splendid home garden and market variety has been very carefully selected and is decidedly superior to much that is offered. **Pkt. 10c; Lb. 40c; 2 Lbs. 70c. postpaid; 100 Lbs. \$22.00**

Crosby's Early A most excellent early variety of fine quality. The ears are five or more, with short nearly square grains which are very white, sweet and tender. The stalks are about four and one-half feet high. This variety is desirable for the home garden and market. It is a sort largely grown in Maine for canning. **Pkt. 10c; Lb. 35c; 2 Lbs. 60c. postpaid; 100 Lbs. \$20.00**

Charlevoix An early or intermediate, yellow grained sweet corn of distinctive merit. Ears about seven inches long, usually twelve rowed and when in condition for use are light creamy yellow in color. The grain is rather short, very sweet and tender and is unsurpassed in quality. In season it is a few days later than Golden Bantam, but remains in condition much longer than that variety. An excellent sort both for the home and the market garden. (See further description in Supplement, page 3) **Pkt. 10c; Lb. 40c; 2 Lbs. 70c. postpaid; 100 Lbs. \$25.00**

Early Minnesota This deservedly popular variety is one of the best second early sorts for the market and the home garden. The stalks are about six feet high bearing one or two ears well covered with husks. The ears are about eight inches long, eight rowed; kernels very broad, white, sweet and tender, not shrinking much in drying. **Pkt. 10c; Lb. 35c; 2 Lb. 60c. postpaid; 100 Lbs. \$18.00**

Kendel's Early Giant Remarkably large in ear for a second early sort and extensively grown in some localities for the market. The stalks are about five and one-half feet high. The ears are about eight to nine inches long, twelve rowed. The grain is white, rather broad and shallow, and the quality very good. **Pkt. 10c; Lb. 35c; 2 Lbs. 60c. postpaid; 100 Lbs. \$18.00**

Early Sweet or Sugar The ears of this second early table corn are very long, about nine inches, slender, eight rowed, and the grain is white, tender and sugary. The stalks are about six feet high, hardy and productive. Our stock is distinct and true and not such a mixture of all sorts of early sweet or sugar corn as has been often offered under this name. **Pkt. 10c; Lb. 35c; 2 Lbs. 60c. postpaid; 100 Lbs. \$18.00**

Black Mexican This corn, when very young, cooks remarkably white, but the ripe grain is bluish black. For home use we consider it the best second early sort where tenderness and sweetness are the qualities most desired. It does especially well as a second early variety in the south. The stalks are about six and one-half feet high. The ears are about eight inches long and are usually eight rowed. **Pkt. 10c; Lb. 35c; 2 Lbs. 60c. postpaid; 100 Lbs. \$20.00**

Not less than 10 pounds at the 100 pound rate. One hundred pound prices do not include transportation; if ordered shipped prepaid add 5c per pound to the 100 pound price. We do not put up half pounds of corn.



ALPHA

CORN

SWEET OR TABLE VARIETIES—Continued

Ferry's Early Evergreen This excellent sort, introduced by us in 1898, has proven its merit as the best evergreen strain that is distinctly earlier than Stowell's. The strain we offer has to a remarkable degree, all the qualities that have made Stowell's Evergreen the leading main crop sweet corn for so long a time. The ears of Ferry's Early Evergreen are about seven to seven and one-half inches long, with fourteen to twenty more or less irregular rows with very deep, white grain of the very best quality. Stalks about six and one-half to seven feet high. A very desirable main crop variety for home garden and market, and well adapted for canning. **Pkt. 10c; Lb. 40c; 2 Lbs. 70c. postpaid; 100 Lbs. \$22.00**

Stowell's Evergreen The standard main crop variety, much used for the home garden, market and canning. It is hardy and productive, very tender and sugary, remaining a long time in condition suitable for boiling. Our stock has been carefully grown and selected to avoid the tendency to a shorter grain and deterioration in the evergreen character of this best known of all late sorts. The ears about seven to eight inches long, fourteen to twenty rowed, with very white grain. The stalks are about seven and one-half feet high. **Pkt. 10c; Lb. 40c; 2 Lbs. 70c. postpaid; 100 Lbs. \$22.00**

Country Gentleman This variety has a small, white cob, densely covered with irregular rows of very long slender, white grains of excellent quality. The ears are seven to nine inches long. The stalks are from six and one-half to seven feet high. It is well adapted for canning as well as the home garden and market, and many consider it as the best of the late varieties. **Pkt. 10c; Lb. 40c; 2 Lbs. 70c. postpaid; 100 Lbs. \$25.00**

Mammoth This variety, also called Late Mammoth, produces the largest ears of any sweet corn. It is noted for the immense size of the ears, which are often twelve inches long, but the grain is very white, sweet, tender and delicious. They are sixteen or eighteen rowed. The stalks are very large, about eight feet high. **Pkt. 10c; Lb. 40c; 2 Lbs. 70c. postpaid; 100 Lbs. \$22.00**

FIELD VARIETIES

Extra Early Adams Very early and used extensively for a first early table corn in the south. The stalks are about four feet high, with small tassel, very few leaves, and without suckers. The ears are short, very full, twelve or fourteen rowed, often nearly as thick as they are long and are well covered with coarse husks. The kernels are white and smooth. This is an extremely hardy variety which can be grown closer together than most sorts. **Pkt. 10c; Lb. 25c; 2 Lbs. 40c. postpaid; 100 Lbs. \$11.00**

Early Adams or Burlington An excellent early field variety and often used for table, particularly in the south. The ears are about eight inches long, twelve or fourteen rowed. The kernels are white, rounded, somewhat deeper than broad and indented at the outer end which is whiter and less transparent than the inner. The stalks are about six feet high. **Pkt. 10c; Lb. 25c; 2 Lbs. 40c. postpaid; 100 Lbs. \$11.00**

Early Golden Dent or Pride of the North This is an early dent variety. The stalks are about seven feet high, with broad leaves. Ears about seven inches long, twelve to sixteen rowed and are well filled. Grain is long, yellow and makes an extra quality of meal. **Pkt. 10c; Lb. 20c; 2 Lbs. 30c. postpaid; 100 Lbs. \$8.00**

POP CORN

Black Beauty We believe this is not only the earliest maturing variety in cultivation but it is ready for popping earlier than any other sort. It pops very large and exceptionally white. The kernels are black but this color is not noticeable after popping, when this sort is the largest and most tender of all. The ears are about six inches long, twelve rowed. The kernels are smooth, shallow and are nearly square. **Pkt. 10c; Lb. 35c; 2 Lbs. 60c. (shelled) postpaid; 100 Lbs. \$18.00**

Japanese Hulless Also known as Australian Hulless, Tom Thumb, etc. A dwarf growing variety producing a heavy yield of short but very thick ears, averaging three and one-half to four inches long and about two inches in diameter. The kernels are similar to those of White Rice, but are longer and more slender. When properly cured will produce a larger proportion of popped kernels than any other variety. Tender and delicious when popped and free from any hull or shell. **Pkt. 10c; Lb. 35c; 2 Lbs. 60c. (shelled) postpaid; 100 Lbs. \$18.00**

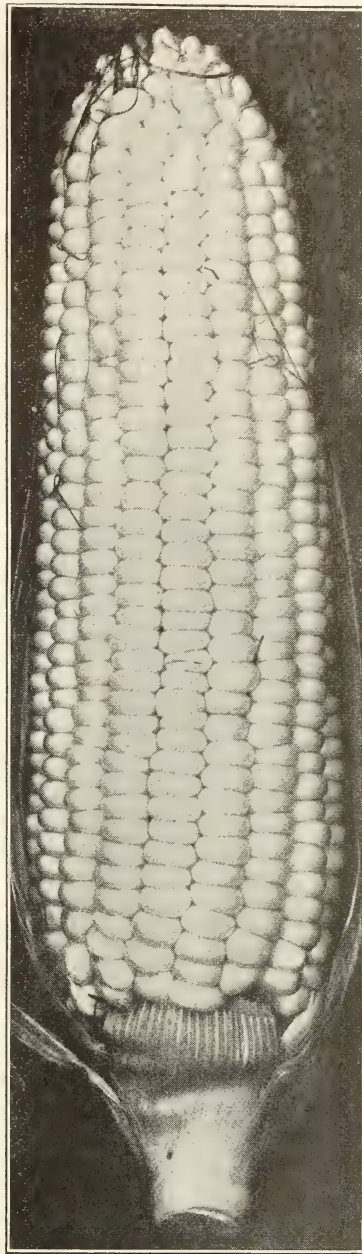
White Rice A very handsome and prolific white variety. The ears are five to seven inches long. The kernels are long, pointed and somewhat resemble rice. This excellent rather late maturing variety yields heavily and is considered the best pop corn for parching. **Pkt. 10c; Lb. 30c; 2 Lbs. 50c. (shelled) postpaid; 100 Lbs. \$15.00**

Not less than 10 pounds at the 100 pound rate. One hundred pound prices do not include transportation: if ordered shipped prepaid add 3c per pound to the 100 pound price. We do not put up half pounds of corn.

CORN SALAD—Fetticus or Lamb's Lettuce

This is a small, quick growing salad plant for late fall, winter and spring use. The leaves are used as a substitute for lettuce and spinach.

During August and September sow the seed in shallow drills about one foot apart, covering with about one-fourth inch of fine soil firmly pressed down. On the approach of severe cold weather, cover with straw or coarse litter. The plants will also do well if the seed is sown very early in spring and like most salad plants, are greatly improved if sown on very rich soil. The seed we offer is extra cleaned. **Pkt. 10c; Oz. 15c; 2 Oz. 25c; ¼ Lb. 40c; Lb. \$1.50**



STOWELL'S EVERGREEN


CUCUMBER

This is one of the vegetables that can be grown to perfection by any one who can control a few square yards of reasonably good soil that is fully exposed to the sun. Every family should be supplied from its own garden, since the fruit is so much better when gathered fresh from the vines as desired for use than it is in the more or less wilted condition in which it is found on the market.

In order to obtain the largest yield of cucumbers, the soil should be well enriched with well-rotted manure, but an abundance of good fruit can be raised on any rich garden soil. Plant the seed not over an inch deep in hills four to six feet apart each way, dropping fifteen to twenty seeds in a hill. After the plants begin to crowd and danger from the striped beetle is pretty well over, thin to three plants to the hill. Give frequent but shallow cultivation until the plants make runners so long that this is impracticable.

In field culture, plow furrows four feet apart and similar ones at right angles to the first. At each intersection drop a shovelful or more of well-rotted manure which should be well mixed with the soil. Many growers omit every sixth or eighth row, thus forming paths for the distribution of manure and gathering the fruit.

In many sections, where earliness is very important, market gardeners start plants in boxes made like the ordinary berry box, but without the raised bottom. The boxes are set in hot-beds or cold-frames, filled with rich, friable soil and the seed planted. When danger of frost is over, the plants are set in the open ground, the boxes being cut away, so that the roots are not disturbed at all.



SNOW'S PICKLING

The striped cucumber beetle is often very destructive to young plants. These beetles, when not very numerous, are usually kept from doing serious damage by dusting the plants with fine road earth. Tobacco dust and plaster may be used with impunity. Lime and ashes are more effective but will injure the plants if used too freely. We spray our fields, at intervals of ten days through the season, with Bordeaux mixture to which has been added Paris green, which is a poison for biting insects and a preventive of blight. The best protection against injury is a vigorous and rapid growth of the young plants.

Pick the fruit as soon as it is large enough and before it begins to ripen, as the vines will cease setting fruit as soon as any seed begins to mature. In gathering for pickles, cut the stem instead of pulling the fruit off and be careful not to mar the fruit in any way, for if the skin be broken the pickles will not keep so well.

We pay particular attention to growing and selecting the various strains so as to keep them pure and true to name.

Early Cluster An early and very productive variety. The vines are hardy and very vigorous, bearing fruits in clusters of two or three. The fruits are short, thick, bright green, shading lighter at blossom end, crisp and tender. This sort is planted in many sections for the home garden. It is extensively used for a pickling cucumber as well as for slicing. **Pkt. 10c; Oz. 15c; 2 Oz. 25c; ¼ Lb. 40c; Lb. \$1.50**

Early Short Green This variety is known also as Early Frame. It is an early, bright green cucumber of medium size, very extensively used for slicing and pickling. The vines are very vigorous and productive. The fruits are straight, a little smaller at the ends, bright green in color, shading lighter at the blossom end. The flesh is crisp and tender. The variety is extensively used for the home garden. Our stock is very superior. **Pkt. 10c; Oz. 15c; 2 Oz. 25c; ¼ Lb. 40c; Lb. \$1.50**

Snow's Pickling An early maturing, very small, dark green cucumber, cylindrical, square ended, and very popular with growers for small pickles. We have been growing this variety ourselves for several years, giving special attention to purity and uniformity of type and we believe the seed we offer meets in all respects the requirements of those who want an ideal bottle pickle. **Pkt. 10c; Oz. 15c; 2 Oz. 25c; ¼ Lb. 40c; Lb. \$1.50**

Chicago or Westerfield Pickling The fruits of this very desirable sort are of medium length, tapering at each end, with very large and prominent spines. The color is deep green. This is a very prolific variety and one of the best for those who want crisp, coarsely spined pickles. **Pkt. 10c; Oz. 15c; 2 Oz. 25c; ¼ Lb. 40c; Lb. \$1.50**

Boston Pickling This is a very productive variety that is extensively grown for pickles. The vines are vigorous. The fruits are bright green, of medium size, very smooth and symmetrical. The flesh is crisp and tender. Our seed is decidedly superior to much that is offered. **Pkt. 10c; Oz. 15c; 2 Oz. 25c; ¼ Lb. 40c; Lb. \$1.50**

Jersey Pickling This variety is between the Long and the Short Green, forming a long, slender, cylindrical deep green pickle which is very crisp and tender. The vines are very vigorous and productive. The mature fruits are usually about eight to nine inches in length. This sort is desirable for slicing as well as for pickling. **Pkt. 10c; Oz. 15c; 2 Oz. 25c; ¼ Lb. 40c; Lb. \$1.50**

Early White Spine One of the best sorts for table use. The vines are vigorous, fruiting early and abundantly. The fruits are uniformly straight, dark green, fairly well covered with white spines and when mature are usually about seven inches in length. The flesh is crisp, tender and of excellent quality. The variety is much used for the home garden and market. **Pkt. 10c; Oz. 15c; 2 Oz. 25c; ¼ Lb. 40c; Lb. \$1.50**

Klondike A medium early, white spined cucumber of handsome, very dark green color and of excellent quality for slicing. The vines are very hardy and productive. The mature fruits when grown under favorable conditions are often about eight inches in length, and are uniform in size and shape. The color is very dark green, slightly striped at the ends. The dark green color is retained much longer and is affected less by the hot sun than any other sort with which we are familiar. Its uniform size and shape and splendid color are making this variety very popular as a shipping sort. **Pkt. 10c; Oz. 15c; 2 Oz. 25c; ¼ Lb. 40c; Lb. \$1.50**



KLONDIKE

CUCUMBER—Continued

Early Fortune An excellent shipping variety producing very attractive white spined fruits of rich dark green color. The fruits average uniformly about nine inches long, cylindrical or slightly tapered at ends. The seed cavity is small and the flesh thick, crisp and tender. Plants vigorous growing and productive. Recommended as one of the best shipping sorts yet introduced. (See colored plate, page 7) Pkt. 10c; Oz. 15c; 2 Oz. 25c; ¼ Lb. 40c; Lb. \$1.50

Davis Perfect Fruits very deep green in color, rather long, averaging ten inches or more in length, white spined, quite slender, symmetrical, tapering slightly at both ends. Flesh is crisp, tender and of good quality. The seed cavity is small. The vines are very vigorous growing and quite productive. Recommended as one of the best sorts for shipping as it retains its attractive dark color for a long time after picking. Pkt. 10c; Oz. 15c; 2 Oz. 25c; ¼ Lb. 40c; Lb. \$1.50

Extra Long or Evergreen White Spine The fruits of this very desirable table sort are long, cylindrical, very dark green, with very white, crisp and tender flesh. The vines are vigorous and productive and come into full bearing somewhat later than Early White Spine. The mature fruits are about eight to ten inches in length. This variety is adapted also for forcing. Pkt. 10c; Oz. 20c; 2 Oz. 35c; ¼ Lb. 55c; Lb. \$1.75

Improved Long Green The stock we offer under this name is in a class by itself. The vines are very vigorous and productive. The fruits are very long, often twelve to fifteen inches when mature. They are uniformly slender and of beautiful dark green color. The large warts and spines are well distributed over the surface instead of being clustered at one end as in inferior stocks. The variety furnishes some fruits early but matures the bulk of its crop rather late. It is a standard sort for slicing and is very largely used for pickles. The fruits are often used for making sweet pickles. This is probably the most extensively used cucumber for the home garden and market. We have given this variety special attention for many years and we believe the stock we offer has no equal. Pkt. 10c; Oz. 20c; 2 Oz. 35c; ¼ Lb. 60c; Lb. \$2.00

Lemon A very productive variety with round or slightly oval fruits of light creamy yellow color; of distinctive flavor and desirable quality either for slicing or pickling. The fruits are ready for slicing when just starting to turn yellow. For pickling they may be used either green or ripe. Pkt. 10c; Oz. 20c; 2 Oz. 35c; ¼ Lb. 55c; Lb. \$1.75

Small Gherkin (For Pickles) This is a very small, oval, prickly fruited sort quite distinct from all others and grown exclusively for pickles. It is the smallest of all the varieties and should always be picked when young and tender. The seed is distinctly smaller than that of other cucumbers and is slow to germinate, requiring usually from two to three weeks. Pkt. 10c; Oz. 20c; 2 Oz. 35c; ¼ Lb. 55c; Lb. \$1.75

CRESS As early in spring as the ground can be worked sow the seed in rich, well prepared soil, in shallow drills about sixteen inches apart, covering with about one-half inch of fine soil firmly pressed down. When the young plants are well started thin four to six inches apart in the row. For succession plant every two weeks, thinning out as required for use. Keep off insects by dusting with Pyrethrum powder.

Curled or Pepper Grass The leaves of this small salad are much frilled or curled, and are used for garnishing. It is also desirable with lettuce, to the flavor of which its warm, pungent taste makes a most agreeable addition. The plant is of rapid growth, about one foot high. Pkt. 10c; Oz. 15c; 2 Oz. 20c; ¼ Lb. 30c; Lb. \$1.00

True Water This is a distinct variety of cress with small, oval leaves. It thrives best when its roots and stems are submerged in water. A fair growth may be obtained in soil which is kept wet but does best when grown along moist banks or in tubs in water-covered soil. It is one of the most delicious of small salads and should be planted wherever a suitable place can be found. The seed is usually sown and lightly covered in gravelly, mucky lands along the borders of small, rapid streams. The plants will need no subsequent culture, as under favorable conditions they increase very rapidly by self-sown seed and extension of the roots. When gathered for the market the shoots should be cut, not broken off. In summer it is best to cut them closely, the oftener the better. Pkt. 10c; Oz. 45c; 2 Oz. 80c; ¼ Lb. \$1.25; Lb. \$4.50

DANDELION Sow early in spring, in very warm, rich soil, in drills eighteen inches apart; thin to five inches apart and cultivate well; they will be fit for cutting the next spring. When grown for the roots, sow in September and cultivate well during the fall and the following summer; the roots will be fit to dig in October.

Cultivated or French Common A decided improvement on the wild dandelion. It is very early and vigorous. Pkt. 10c; Oz. 20c; 2 Oz. 35c; ¼ Lb. 60c; Lb. \$2.00

Improved Thick Leaved Unsurpassed in thickness of leaf and deep green color. It is compact and forms an upright regular tuft at the center. This cabbaging sort is much superior to the common or uncultivated dandelion. Pkt. 10c; Oz. 60c; 2 Oz. \$1.00; ¼ Lb. \$1.75; Lb. \$6.00


EGG PLANT

Seed germinates slowly and should be started in hotbed, for in this, as in all semi-tropical plants, it is important to secure a rapid and continuous growth from the first, the plants never recovering from a check received when young. When plants have two rough leaves transplant three or four inches apart. When the ground is warm and all danger not only from frosts but from cold nights is past, harden off by gradual exposure to the sun and air and decreasing the supply of water, then carefully transplant to open ground, setting two and one-half feet apart.

It is desirable to shade the young plants from very hot sun and to protect them from the potato bug which otherwise often destroys them. Some seasons egg plants will fail to set fruit or will not begin bearing until too late to mature, no matter how faithfully they may have been cared for. This is especially likely to happen if the summer is cool and rather moist. We know of no certain remedy for it, although it is a good practice to pinch off the ends of the branches after the plants begin to bloom, so that only two or three fruits will set.

Black Beauty The fruits are rich dark purple, large and symmetrical, maturing a little earlier than our Improved Large Purple but usually not quite as large. A very desirable sort for the market as the fruit holds its color a long time. Pkt. 10c; Oz. 60c; 2 Oz. \$1.00; ¼ Lb. \$1.75; Lb. \$6.00

D. M. Ferry & Co's Improved Large Purple (SPINELESS) This variety is a general favorite both for market and home garden. The plant is spineless, large and spreading with light green foliage. It usually produces four to six large, oval fruits of a splendid dark purple color. The vigor and productiveness of the plants and the large size, earliness and fine quality of its fruits make it a most profitable variety for market gardeners. Pkt. 10c; Oz. 50c; 2 Oz. 85c; ¼ Lb. \$1.40; Lb. \$5.00



IMPROVED LARGE PURPLE

ENDIVE

One of the best salads for fall and winter use. Endive is not only much used for salads and garnishing but is also desirable for greens and for flavoring soups and stews.

Plants may be grown at any season of the year but are more generally used late in the fall. For early use sow about April 15th; for later supply sow in June or July in drills fourteen to twenty inches apart and when well started thin the plants to one foot apart. When nearly full grown tie the outer leaves together over the center in order to blanch the heart of the plant. By covering fresh plants every few days a succession may be kept up.

Large Green Curled A hardy, vigorous growing endive with bright deep green leaves. The midribs of the outer leaves are usually tinged with rose. The dense mass of deeply divided leaves formed in the center blanches very readily to a rich cream color. This sort is highly esteemed for the market and home garden, and is much used for salads. Pkt. 10c; Oz. 15c; 2 Oz. 25c; ¼ Lb. 40c; Lb. \$1.50

Ever White Curled The plants are moderately dense, with divided leaves which are very light yellowish green in color, even the outer ones being very light. This variety blanches readily to an attractive creamy white. Pkt. 10c; Oz. 15c; 2 Oz. 25c; ¼ Lb. 40c; Lb. \$1.50

Moss Curled Plants compact growing, forming large, dense clusters of finely divided, medium green leaves which when properly blanched, are rich creamy white, crisp and tender. Leaf stems sometimes tinged light purplish red. Pkt. 10c; Oz. 15c; 2 Oz. 25c; ¼ Lb. 40c; Lb. \$1.50

Broad Leaved Batavian (*Escarolle*) A variety having broad, more or less twisted and waved bright deep green leaves with thick, nearly white midribs. The inner leaves form a fairly solid, clustering head which blanches to a beautiful deep creamy white and is crisp and tender. This sort is unsurpassed for salads and is much used for the home garden and market. Pkt. 10c; Oz. 15c; 2 Oz. 25c; ¼ Lb. 40c; Lb. \$1.50

FENNEL FLORENCE (*Foeniculum dulce, Finocchio*) A bulb-like vegetable which is formed above the ground at the base of the leaf stalk if the plant is well grown. Blanched and boiled it has a slightly aromatic odor and pleasant taste. Plant very branching, upright with dense thread-like foliage.

Sow early in spring, in rich, well prepared soil, in drills two feet apart and cover one-fourth to one-half inch deep. When the plants are about two inches high thin to ten inches apart in the row. When half grown, if the plants are earthed up and treated as celery, the stems will be nearly as white, crisp and palatable. Hardy annual, two to four feet high. Pkt. 10c; Oz. 15c; 2 Oz. 25c; ¼ Lb. 40c; Lb. \$1.50. (For Sweet Fennel see page 68)

GARLIC A bulbous rooted plant of the onion family with a strong, penetrating odor but much esteemed by some for flavoring soups, stews, etc. We frequently receive orders for garlic seed but we can supply bulbs only.

Prepare ground the same as for onions, plant the cloves (separate portions of bulbs) in drills eight inches apart and four inches apart in row, covering two inches deep. When the leaves turn yellow take up the bulbs, dry in shade and lay them up in a dry loft as you would onions. BULBS—¼ Lb. 20c; Lb. 60c.

HORSE RADISH Horse Radish rarely produces seed but is grown from pieces of the root. For the home garden they may be set wherever a few feet of space is available, but when grown as a crop they should be set in rich, moist, well prepared ground in rows two and one-half feet apart and about eighteen inches apart in the row. Set the roots vertically, small end down, and the top of the root one to three inches below the surface of the ground. Cultivate thoroughly until the tops cover the ground, when their shade will keep down the weeds.

MALINER KREN. An improved variety introduced into this country by the U. S. Department of Agriculture. Produces more vigorous growing plants and larger, heavier roots than the common sort. Roots—2 for 10c; 40c. per ten, postpaid. By freight or express at purchaser's expense, \$2.00 per 100.

KALE OR BORECOLE

This is extensively grown, especially in the south during the fall, winter and spring. The leaves are used principally for greens. A favorite way is to cook them with bacon. The leaves are also used for garnishing.


Where climate permits seed may be sown any time from August to October, broadcast or preferably in drills eighteen inches apart so that the plants when small may be cultivated. The quality is improved rather than injured by frosts if not too heavy. Farther north sow in April or May in rich light soil in rows two to three feet apart and where plants of the largest size are desired thin to two feet apart in row. It is better not to cut or handle the plants while frozen, but if this is unavoidable, thaw them out in cold water. The young shoots which start up in the spring from the old stumps are very tender and make excellent greens.

Tall Green Curled Scotch The plant of this variety grows to three or four feet high, bearing long, plume-like, light green leaves which are deeply cut, also finely curled at edges. Very ornamental and so hardy that a moderately heavy frost improves rather than injures its quality. Pkt. 10c; Oz. 15c; 2 Oz. 25c; ¼ Lb. 40c; Lb. \$1.25

Dwarf Curled Scotch A finely curled, spreading, low growing variety, very hardy and much used for greens. This sort, sometimes called Norfolk, is grown extensively in the south for shipment and is planted largely for the home garden. The leaves are long and attractive bright green. This sort is often used for garnishing. Pkt. 10c; Oz. 15c; 2 Oz. 25c; ¼ Lb. 40c; Lb. \$1.25

Dwarf Purple Similar to Dwarf Curled Scotch but the leaves are deep green and purple. It is very attractive in its rich purplish coloring. Pkt. 10c; Oz. 15c; 2 Oz. 25c; ¼ Lb. 40c; Lb. \$1.50

Siberian A very vigorous growing variety of spreading habit, its green foliage having a distinctive bluish tinge or bloom. The leaves are very large, comparatively plain in the center but are cut and frilled at the edges. The variety is very hardy, a favorite for greens and in some sections is extensively grown for forage. This sort is sometimes called Sprouts. Pkt. 10c; Oz. 15c; 2 Oz. 20c; ¼ Lb. 30c; Lb. \$1.00



DWARF CURLED SCOTCH

KOHL RABI The edible part is the turnip-shaped bulb formed above ground. It is tender and excellent when used before fully grown, combining somewhat the flavors of cabbage and turnip. Seed should be sown in light, rich soil as early in spring as possible in rows one and one-half feet apart and when well established thin to six inches apart in the row. Plantings at intervals of ten days will give a succession until hot weather, when they fail to grow well. Plantings may be made the latter part of July for fall use.

Early White Vienna (*Extra for forcing*) This variety is extremely early with distinctly small tops. The bulbs are of medium size, very light green or nearly white, and are of best quality for the table if used when about two inches in diameter. Pkt. 10c; Oz. 30c; 2 Oz. 55c; ¼ Lb. 90c; Lb. \$3.00

Early Purple Vienna Very early, with small top, the leaf stems being tinged with purple. Bulbs of medium size, purple; flesh white. Desirable for forcing and early out door planting. Pkt. 10c; Oz. 30c; 2 Oz. 55c; ¼ Lb. 90c; Lb. \$3.00

Large Green This sort is also called Large White. It is hardy, quite late and used for feeding stock. Bulbs large, weighing eight to ten pounds when fully grown, whitish green in color; leaves large and very numerous. Pkt. 10c; Oz. 25c; 2 Oz. 40c; ¼ Lb. 75c; Lb. \$2.50

LEEK This belongs to the onion family and is a good fall and winter substitute for green onions. The leaves are flat, and the stems are very large, cylindrical and bulbous. Sow early in spring in drills twelve to fifteen inches apart, covering one-half inch deep. Thin plants to six inches apart in row and draw the earth about them when cultivating. If one desires very white and tender leeks transplant when about six inches high, setting four inches apart in trenches about two feet apart and gradually earth up like celery.

London Flag This well known broad leaved leek is hardy, productive, of good quality, and is extensively cultivated in this country. Pkt. 10c; Oz. 25c; 2 Oz. 40c; ¼ Lb. 75c; Lb. \$2.50

Large American Flag A desirable strong growing, broad leaved leek, hardy and productive. It is a favorite with many market gardeners and is also extensively used for the home garden. Pkt. 10c; Oz. 25c; 2 Oz. 40c; ¼ Lb. 75c; Lb. \$2.50

Large Rouen Stems very thick but comparatively short. Leaves broad covered with whitish bloom. This winter sort stands a long time in condition for use. Pkt. 10c; Oz. 25c; 2 Oz. 40c; ¼ Lb. 75c; Lb. \$2.50

Monstrous Carentan The largest variety, when well grown often three inches in diameter, white and tender. It is an exceptionally hardy garden sort. Pkt. 10c; Oz. 30c; 2 Oz. 55c; ¼ Lb. 90c; Lb. \$3.00

LETTUCE

For early outdoor culture in the latitude of Cincinnati and southward the seed may be planted in the fall, protecting the young plants from severe freezing either with frames or coarse litter which may be removed as soon as danger of severe freezing is over. Lettuce in ground out of doors will stand some freezing but is killed by prolonged frost or frequent freezing and thawing. North of Cincinnati an early crop may be secured by starting under glass from January to March and hardening off well before setting in ground, which should be done as soon as weather will permit.

Lettuce to be at its best should be grown rapidly, hence the soil should be made as rich and friable as possible by liberal manuring and thorough preparation. For general crop, sow outdoors as early in the spring as the ground can be worked, in drills eighteen inches apart, and thin the young plants to four inches apart in the row. As the plants begin to crowd thin them out and use as required. For the cabbage or heading varieties where large heads are desired, the plants should be thinned ten to twelve inches apart in the row.

Varieties marked A are particularly adapted for culture under glass and for early spring use. Those marked B are sometimes grown under glass, but are especially desirable for outdoor or summer culture. Big Boston, Brown Dutch and California Cream Butter are very hardy and suited for winter outdoor culture in the south.

CABBAGE OR HEADING VARIETIES

May King A. (*Seed white*) This is a handsome, extremely early, compact, cabbage or heading variety for the home garden and market, forming very firm heads of medium size and excellent quality. The color is light yellowish green, tinged with reddish brown when mature. The inner leaves blanch rich golden yellow, very tender and buttery. The plant is very compact for so large a head. The variety is exceptionally early outdoors, attaining a size suitable for use before other sorts and is also very satisfactory for forcing. Pkt. 10c; Oz. 20c; 2 Oz. 35c; ¼ Lb. 60c; Lb. \$2.00

Early Tennis Ball A. (*Seed black*) One of the best heading lettuces, especially desirable for early planting outdoors and also suitable for forcing. The plants are large, with thick, bright green leaves. They form very solid heads, the inner leaves blanching to a rich creamy white, and are crisp, tender and buttery. Pkt. 10c; Oz. 15c; 2 Oz. 25c; ¼ Lb. 40c; Lb. \$1.50

Salamander B. (*Seed black*) A very extensively used sort of excellent quality for the home garden and market. The variety withstands hot weather remarkably well. It forms a large compact, light green plant. The leaves are broad, thick, somewhat crumpled and closely overlapping so that the inner ones are very finely blanched. It is one of the most satisfactory heading lettuces for growing outdoors. Pkt. 10c; Oz. 15c; 2 Oz. 25c; ¼ Lb. 40c; Lb. \$1.50

Mammoth Black Seeded Butter B. A smooth leaved lettuce forming very large, compact, cabbage-like heads of thick, yellowish green leaves, the inner ones beautifully blanched, very crisp, tender and buttery. It is one of the most largely grown sorts, suitable for the home garden as well as market. Pkt. 10c; Oz. 20c; 2 Oz. 35c; ¼ Lb. 60c; Lb. \$2.00

Unrivalled Summer B. (*Seed white*) A large light, bright green heading lettuce similar in habit of plant to Big Boston but a trifle earlier maturing as an outdoor summer variety and having no red or bronze shading on the leaves. Heads are large, firm and of excellent quality. Pkt. 10c; Oz. 25c; 2 Oz. 40c; ¼ Lb. 75c; Lb. \$2.50

Big Boston B. (*Seed white*) This market variety is very popular for outdoor culture and is also in demand as a compact, large heading, forcing sort for cold frames. The plants are large, very hardy and vigorous. The leaves are broad, comparatively smooth but wavy at the edge, thin, very hard and crisp. In color they are bright light green, the head slightly tinged with reddish brown. The inner leaves blanch to an attractive greenish white, tinged with light yellow. It heads up under cold weather conditions better than any other variety, and is grown very extensively in the south for shipment north in the winter. Pkt. 10c; Oz. 25c; 2 Oz. 40c; ¼ Lb. 75c; Lb. \$2.50



BIG BOSTON


LETTUCE—CABBAGE OR HEADING—Continued

California Cream Butter B. (*Seed brown*) A very reliable heading sort, with glossy, deep green leaves, the outer ones slightly spotted or splashed with brown. The inner leaves form a large, very solid head, rich light yellow in color, very thick, tender and buttery. Pkt. 10c; Oz. 15c; 2 Oz. 25c; ¼ Lb. 40c; Lb. \$1.50

Jersey Winter B. (*Seed white*) A light green, loose heading, medium sized lettuce; very hardy and when wintered over one of the earliest to mature its heads. Pkt. 10c; Oz. 20c; 2 Oz. 35c; ¼ Lb. 60c; Lb. \$2.00

Los Angeles or New York B. (*Seed white*) Also known as Wonderful. This very large heading lettuce is desirable not only as a garden variety for summer use but is much used as a fall and winter market sort. It is the variety largely grown in California and shipped to eastern markets under the trade name of Iceberg. The plant is very large but compact and tight heading; outer leaves attractive deep green, broad, frilled at edges. The inner leaves form a large head, very sweet and tender when in condition for use. Pkt. 10c; Oz. 30c; 2 Oz. 50c; ¼ Lb. 90c; Lb. \$2.75

Hanson B. (*Seed white*) One of the most desirable later summer lettuces. The plant is compact and forms a large, cabbage-like head which remains in condition longer than most heading sorts. The outer leaves are bright yellowish green, broad, somewhat crumpled and frilled at edge and with distinctive midrib. The inner leaves are white, very crisp and sweet. This thin-leaved, curly, tight-heading sort is very extensively used for the kitchen garden as well as market. Pkt. 10c; Oz. 15c; 2 Oz. 25c; ¼ Lb. 40c; Lb. \$1.50



LOS ANGELES

CURLED OR LOOSE LEAVED VARIETIES


Grand Rapids A. (*Seed black*) As a lettuce for greenhouse forcing this variety undoubtedly stands at the head of the list, being of quick growth, hardy, little liable to rot and remaining in condition several days after being fit to cut. The plant is upright and forms a loose cluster of large, thin, bright green leaves, savoyed, finely crimped at edges. The leaves do not wilt quickly after cutting so that the variety will stand shipping long distances better than most sorts. It is a very attractive variety and is desirable for garnishing. Pkt. 10c; Oz. 20c; 2 Oz. 35c; ¼ Lb. 60c; Lb. \$2.00

Detroit Market Gardeners' Forcing A. (*Seed white*) Excellent for growing under glass where it stands higher temperature than Grand Rapids and can be crowded to maturity. This variety is also well adapted for outdoor growing. The plant is more compact than that of Grand Rapids, is lighter colored and less frilled at the edges of the leaves which are crisp and tender. Pkt. 10c; Oz. 20c; 2 Oz. 35c; ¼ Lb. 60c; Lb. \$2.00

Simpson's Early Curled B. (*Seed white*) A very extensively used early loose leaved, or clustering variety. The leaves are light green in color, slightly frilled and much blistered, crisp, sweet and tender. The sort is especially adapted for sowing thickly and cutting when the plants are young. Pkt. 10c; Oz. 15c; 2 Oz. 25c; ¼ Lb. 40c; Lb. \$1.50

Ferry's Early Prize Head B. (*Seed white*) A large-clustering, non-heading lettuce, most excellent for the home garden and undoubtedly the most easily grown variety in cultivation. It is too tender, to stand shipping or handling on the market. The leaves are finely curled and crumpled, bright green tinged with brownish red, and are very crisp, tender and sweet. Pkt. 10c; Oz. 20c; 2 Oz. 35c; ¼ Lb. 60c; Lb. \$2.00

Black Seeded Simpson B. One of the best for sowing outdoors where an exceedingly tender leaf is desired and for those markets which demand a very large loose clustering sort. The color is an attractive light yellowish green. It is used also for growing under glass or in frames. The leaves are ruffled and blistered and even the large outer ones are very tender. This curly and thin-leaved, bunching variety is uniformly attractive and remains of excellent quality a very long time. Pkt. 10c; Oz. 20c; 2 Oz. 35c; ¼ Lb. 60c; Lb. \$2.00



GRAND RAPIDS

Cos Lettuce (*Romaine*) This kind of lettuce is distinguished by its long, narrow, spoon-shaped leaves, folding into loose, sugar-loaf shaped heads which blanch better by having the outer leaves drawn about them and tied. The quality is distinct from that of the Cabbage Lettuces and by many is considered very superior.

Sow seed early in spring in rich, well prepared soil, in rows eighteen inches apart, covering one-half inch deep. When plants have two or three leaves thin to three or four inches apart. As the plants begin to crowd thin and use as required. If large heads are desired plants should be thinned ten to twelve inches apart.

Early White Self-Folding (*Seed white*) This excellent variety, also called Trianon, forms a large light green plant with a well folded head of very good quality. The midribs are white and very prominent. The inner leaves are nearly white, slightly tinged with green, and are decidedly firm and sweet. This is considered the most reliable of the Cos or celery lettuces for the home garden or market gardeners' use in this country. Pkt. 10c; Oz. 25c; 2 Oz. 40c; ¼ Lb. 75c; Lb. \$2.25

MUSK MELON

After danger of frost is past, the ground being warm and in good condition, plant in rich soil, preferably sandy loam, in hills about four to six feet apart according to the vigor of the variety. Put ten or twelve seeds in a hill, covering with about an inch of fine soil firmly pressed down. When the plants begin to crowd and the striped beetles are pretty well gone thin to four of the most vigorous plants in a hill. Give frequent but shallow cultivation, until the plants make runners so long that this is impracticable. Rich earth for the young plants is far better than manure, but if the latter must be used, see that it is well rotted and thoroughly mixed with the soil.

The quality of all varieties of Muskmelons is largely dependent upon conditions of growth and ripening. Unhealthy vines or unfavorable weather produces fruit of comparatively poor flavor.

The plants are liable to attack from the striped beetles which are so numerous in some cases as to destroy them. The beetles may be kept off by frequent dusting with air-slaked lime, soot or sifted ashes diluted with fine road earth. Care should be taken not to use too much of any of the above materials or the vines will be injured. Should even the diluted material prove injurious to the vine, use road earth only, as frequent dusting with this alone will often prove effective especially if a wind is blowing. After the plants have four to six leaves it is considered a safeguard against blight to spray with Bordeaux Mixture at intervals of about ten days, adding either Paris green or arsenate of lead for the eating insects.

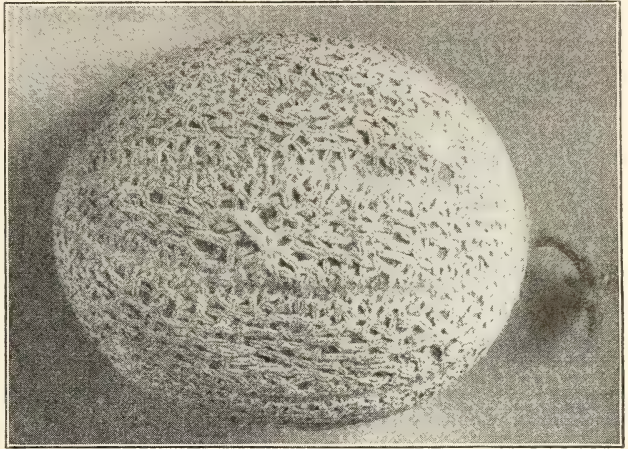
GREEN FLESHED VARIETIES

Extra Early Hackensack This early green fleshed variety is popular in many sections as a market melon and is also extensively used as a home garden sort. The fruits are nearly two weeks earlier than Hackensack, medium to large sized, nearly round or somewhat flattened, evenly and deeply ribbed and with very coarse netting. The skin is green, slightly tinged with yellow as the fruits mature. Pkt. 10c; Oz. 20c; 2 Oz. 35c; ¼ Lb. 55c; Lb. \$1.75

Netted Gem or Rocky Ford This has become one of the most popular of small or crate melons and is shipped in large quantities from Colorado and Arizona. It is also a desirable medium early sort for the home and market garden. The vines are vigorous and productive. The fruits are oval, slightly ribbed, densely covered with fine netting. The flesh is green, very sweet and highly flavored. We offer an exceptionally fine stock of this early sort, the fruit being very uniform in shape and quality and of the even size that is so desirable in a shipping melon. Pkt. 10c; Oz. 15c; 2 Oz. 25c; ¼ Lb. 40c; Lb. \$1.50


10-25—Salmon Tint This excellent main crop melon of the Rocky Ford type is one of the most popular of shipping varieties. The fruits are nearly round or slightly oval, show no ribbing and are densely netted over the entire surface. The flesh is rich salmon at center, shading to light green at rind. The seed cavity is small and the flesh thick and of excellent flavor. Pkt. 10c; Oz. 20c; 2 Oz. 35c; ¼ Lb. 60c; Lb. \$2.00

Hackensack or Turk's Cap A well known sort of good quality. It is considered the best of the very large green fleshed melons. The vines are hardy, vigorous and productive. The fruits are nearly round, always somewhat flattened. The ribs are large and of irregular width, and the fruits are densely covered with coarse netting. The flesh is green, thick, coarse but juicy and sweet. Our stock is true to the "Turk's Cap" type. This is still an extensively grown main crop melon in some sections for the market and home garden. Pkt. 10c; Oz. 20c; 2 Oz. 35c; ¼ Lb. 55c; Lb. \$1.75



NETTED GEM

The flesh is green, a little coarse but juicy and sweet.



EXTRA EARLY HACKENSACK

ORANGE FLESHED VARIETIES

Emerald Gem A very early, yellow fleshed melon of small to medium size. One of the very best for the home garden. The vines are vigorous and productive. The fruits are globular or slightly flattened, are somewhat irregularly ribbed and very slightly netted. The skin is deep green while young, becoming slightly tinged with yellow as the fruit matures. The flesh is deep salmon-yellow, thick, ripening close to the rind, juicy, melting and very highly flavored. For the home market as well as the kitchen garden Emerald Gem leads all other kinds on account of its sweetness and convenient size. Pkt. 10c; Oz. 20c; 2 Oz. 35c; ¼ Lb. 55c; Lb. \$1.75

Daisy A comparatively new variety of special merit for the home garden or near markets. The fruits are medium to large size, nearly round, slightly ribbed and faintly netted. The skin is dark green becoming tinged with yellow as the fruits mature. The flesh is thick, fine grained, of excellent quality and of rich deep salmon-yellow color. Similar in appearance to Emerald Gem, but larger and somewhat later maturing. Pkt. 10c; Oz. 20c; 2 Oz. 35c; ¼ Lb. 60c; Lb. \$2.00

Tip Top A well known very productive market sort in some sections. The fruits are large, nearly round, slightly ribbed and fairly well covered with shallow netting. The skin is light yellow when the fruit is mature. The flesh is deep yellow, rich and highly flavored. Pkt. 10c; Oz. 20c; 2 Oz. 35c; ¼ Lb. 60c; Lb. \$2.00

MUSK MELON—Continued

Extra Early Osage

This excellent variety is fully a week earlier than the Osage, the fruits are a little smaller, more nearly round and the netting extends over more of the surface. These very desirable features combined with the thick salmon flesh and small seed cavity characteristic of the Osage, make this melon deserving of a place in the home and market garden. **Crop failed.**

Petoskey or Paul Rose

A well known yellow fleshed sort, suitable for the home and the market. The vines are vigorous and productive. The fruits are oval, slightly ribbed and densely netted. In general appearance they are much like Netted Gem but larger. The flesh is orange-yellow, very thick, firm, sweet and highly flavored. **Pkt. 10c; Oz. 20c; 2 Oz. 35c; ¼ Lb. 55c; Lb. \$1.75**

Admiral Togo

We have developed in Admiral Togo a small oval musk melon with the very thick, orange flesh and splendid quality of the Defender and possessing the characteristic netting, shape, size and shipping quality of Netted Gem or Rocky Ford. Combining all the good qualities of these two fine varieties we believe the Admiral Togo is an ideal table melon. This is a desirable medium early sort for the home and market garden. We consider it the best small shipping melon yet introduced. **Pkt. 10c; Oz. 20c; 2 Oz. 35c; ¼ Lb. 55c; Lb. \$1.75**

Improved Hoodoo or Hearts of Gold

This is an orange fleshed variety of medium size, ideal as a shipping melon and a desirable mid season sort for the home garden. The vines are vigorous, blight resisting and very productive. The fruits are nearly round and are uniformly of medium size. The netting is exceptionally fine and dense, extending over practically the entire surface. The rind is thin yet very firm, so that the melons arrive in perfect condition in distant markets. The flesh is very thick, firm, highly colored, of fine texture and delicious flavor. **Pkt. 10c; Oz. 20c; 2 Oz. 35c; ¼ Lb. 60c; Lb. \$2.00**

Osage or Miller's Cream

An excellent main crop, medium to large, oval, salmon fleshed melon. The vines are vigorous and productive. The fruits are slightly oval, dark green, slightly ribbed and partly covered with shallow gray netting. The flesh is rich orange-salmon, very thick, fine grained and highly flavored. It is a favorite variety among growers for the later markets and is much used for the home garden. The strain we have developed has an exceptionally small seed cavity. We believe our stock to be unequalled. **Pkt. 10c; Oz. 20c; 2 Oz. 35c; ¼ Lb. 60c; Lb. \$2.00**


Defender

One of the best yellow fleshed melons. It is excellent for shipping and is a desirable, intermediate sort for the home garden. The fruits are medium sized, oval, slightly ribbed, covered with gray netting. The flesh is firm, fine grained and of highest flavor. The color is rich, deep orange-yellow. The flesh extends to the rind and retains its color and quality quite to the outer shell which, though thin, is very hard and firm. The vines are very vigorous and productive. **Pkt. 10c; Oz. 20c; 2 Oz. 35c; ¼ Lb. 60c; Lb. \$2.00**


Winter Musk Melons

Honey Dew

The fruits are of medium size, round or slightly oval, five to six inches in diameter and weigh about six lbs. each. The skin is smooth with an occasional net and when fruits are ripe is creamy yellow in color. Flesh light emerald green, fine grained and of very sweet, sugary flavor. Rind thin but very firm and the fruits stand shipping remarkably well. If picked shortly before fully mature the fruits will keep for several weeks. Matures about two weeks later than Rocky Ford. **Pkt. 10c; Oz. 25c; 2 Oz. 40c; ¼ Lb. 75c; Lb. \$2.25**



CASSABA GOLDEN BEAUTY



ADMIRAL TOGO

Honey Ball

This variety is of the Honey Dew type but is smaller and earlier than that variety. Fruits round, smooth, free from ribbing and are yellowish white when ripe. The flesh is very thick and of silvery-green color. Although of rather sweet sugary flavor it has somewhat more of the spiciness of the green fleshed cantaloupes than the Honey Dew. **Pkt. 10c; Oz. 30c; 2 Oz. 55c; ¼ Lb. 90c; Lb. \$3.00**

Cassaba Melon

The Cassabas are primarily for winter use. They require a long season for maturing but the fruits are exceptionally good keepers. The skin of the fruits is usually furrowed and they possess little or none of the common musk melon odor.

Seed may be planted in April or May. Cultivate same as other musk melons but do not water too freely after first setting of fruit is fully grown. The fruits may be picked when the light streaks have become quite yellow. Store the fruits so they do not touch each other, in a cool dark place. When the rind becomes slightly softened and moist, they are ready to cut.

Golden Beauty

One of the best cassabas. It is a variety grown extensively for shipment from Southern California. The fruits are nearly globular, bright yellow with golden tint, with wrinkled skin, six to eight inches in diameter. The flesh is white, very thick, juicy and sweet. **Pkt. 10c; Oz. 20c; 2 Oz. 35c; ¼ Lb. 60c; Lb. \$2.00**

WATER MELON

To make certain of raising good Watermelons, it is essential that the plants have a good start and to this end it is important to prepare hills about eight feet apart, by thoroughly working into the soil an abundance of well rotted manure—hen manure, guano, or other forms rich in nitrogen being most desirable. Over this highly manured soil put an inch or more of fresh earth and plant the seeds on this, covering them about an inch deep.

It is important that the seed should not be planted before the ground becomes warm and dry, as the young plants are very sensitive to cold and wet. Put ten or twelve seeds in a hill. When the plants have formed the first pair of rough leaves, they should be thinned so as to leave two or three of the strongest and best to each hill.

Frequent watering of the plants with liquid manure will hasten the growth, thus diminishing the danger from insect pests. If the striped beetle appears use tobacco dust freely. The best protection against blight and insect pests is to maintain a vigorous and continuous growth. It is desirable to change the location as often as practicable.

Harris' Earliest An extra early melon of excellent quality. The fruits are exceptionally large for so early a variety, slightly oval with irregularly mottled broad stripes of light and dark green. The flesh is bright red, sweet and tender. Seed black. The vines are vigorous and productive. One of the best varieties for northern latitudes. Pkt. 10c; Oz. 15c; 2 Oz. 20c; ¼ Lb. 30c; Lb. \$1.00

D. M. Ferry & Co's Peerless Sometimes sold as Ice Cream. One of the best early sorts for the home garden and for market gardeners who deliver direct to consumers. The vines are moderately vigorous, hardy and productive. The fruits are very tender, medium sized, oval to medium long, bright green, finely veined with a darker shade. The rind is thin. The flesh is bright scarlet, solid, crisp and very sweet. Seed white. Pkt. 10c; Oz. 15c; 2 Oz. 20c; ¼ Lb. 30c; Lb. \$1.00

Long Light Icing Also known as Gray Monarch. The fruits are long and large, light green, slightly veined with a little darker shade. The flesh is deep, rich red, and of splendid quality. Seed white. Pkt. 10c; Oz. 15c; 2 Oz. 20c; ¼ Lb. 30c; Lb. \$1.00

Round Light Icing The fruits are small-medium, nearly round, greenish white, slightly veined or dotted with light green. The flesh is bright, light red, very sweet and tender. Seed white. Pkt. 10c; Oz. 15c; 2 Oz. 20c; ¼ Lb. 30c; Lb. \$1.00

Monte Cristo or Kleckley's Sweets This most excellent variety is unsurpassed for home use or near markets. The vines are vigorous and productive. The fruits are medium to large, oblong, tapering slightly towards the stem end, dark green. The flesh is very bright, rich red and is exceedingly sweet. The variety is so crisp and tender that it will not stand shipping, the fruit bursting open if subjected to even a slight jar, or when the rind is penetrated with a knife. Seed white. Pkt. 10c; Oz. 15c; 2 Oz. 25c; ¼ Lb. 40c; Lb. \$1.25

Florida Favorite A splendid melon of very large size and excellent quality. The fruits are long, dark green, with irregular mottled striping of a lighter shade. The rind is thin but firm. The flesh is very bright, deep red, very sweet and tender. The vines are vigorous and productive. Seed nearly white. Pkt. 10c; Oz. 15c; 2 Oz. 20c; ¼ Lb. 30c; Lb. \$1.00

Irish Grey A comparatively new variety that is becoming very popular as a shipping sort. Fruits long oval in shape and of light yellowish grey color. The rind is exceptionally hard and firm. The flesh is bright red, sweet, firm but free from any hard centers or stringiness. A very desirable variety for those who prefer a long, light colored shipping melon. Seed white. Pkt. 10c; Oz. 15c; 2 Oz. 25c; ¼ Lb. 40c; Lb. \$1.50



HARRIS' EARLIEST

Tom Watson A large, long melon similar in shape, color and splendid quality to Monte Cristo but averaging larger in size and with a tougher rind, making it especially adapted for shipping to distant markets. The vines are vigorous and productive. The flesh is rich red, sweet and tender. Seed white, more or less marked with brown. Where ever grown in the south it has become very popular as a shipping sort. There has been an increasing demand of late for a better quality of shipping melon and this demand has been met in a most exceptional degree by the Tom Watson. Pkt. 10c; Oz. 15c; 2 Oz. 25c; ¼ Lb. 40c; Lb. \$1.25

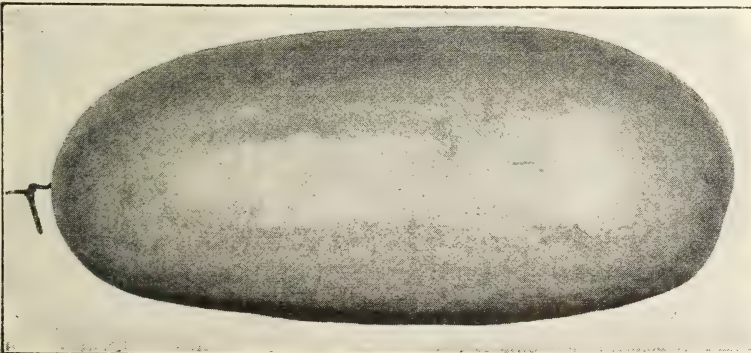
Chilian White Seeded The quality of this melon is equalled by few varieties and surpassed by none for the home garden. It is desirable also for shipping. The fruits are medium sized, nearly round or slightly oblong. The skin is very deep green, indistinctly mottled and striped with a lighter shade. The flesh is decidedly bright vermilion-red, remarkably fine grained but firm and very sweet. Seed white. A melon of splendid quality, very popular on the Pacific coast and taking high rank elsewhere as it becomes more generally known. Pkt. 10c; Oz. 15c; 2 Oz. 25c; ¼ Lb. 40c; Lb. \$1.25

Chilian Black Seeded Identical with Chilian White Seeded except color of seed. Pkt. 10c; Oz. 15c; 2 Oz. 25c; ¼ Lb. 40c; Lb. \$1.25

Sweet Heart This variety, introduced by us in 1894, is much used for shipping as well as for the home garden. The vines are vigorous and very productive, ripening their fruit evenly. The fruits are of largest size, oval but flattened at the ends and very heavy. The rind is very firm. The color is very light green, very slightly veined with a little darker shade. The flesh is bright red, firm but very sweet. The fruit remains in good condition a long time after ripening. Seed black. Our stock will be found very uniform in shape, size and color. Pkt. 10c; Oz. 15c; 2 Oz. 20c; ¼ Lb. 30c; Lb. \$1.00

Gypsy or Georgia Rattlesnake One of the largest and best known home garden and shipping sorts, especially adapted for the south. The fruits are very long, of a light green color, distinctly striped and blotched with a darker shade. The flesh is bright scarlet, tender and sweet when grown in the south, although usually the fruits are too late maturing to ripen properly in the north. Vines are large and vigorous. Seed nearly white. Pkt. 10c; Oz. 15c; 2 Oz. 20c; ¼ Lb. 30c; Lb. \$1.00

Citron The fruits are medium sized, uniformly round and are used exclusively for preserves or pickles. The color is dark green distinctly striped and marbled with light green. The flesh is white and solid but is not at all suitable for eating raw. Seed red. The fruits mature late in the fall and in this condition can be kept for a long time. Pkt. 10c; Oz. 15c; 2 Oz. 25c; ¼ Lb. 40c; Lb. \$1.50



IRISH GREY

MUSHROOM

The Mushroom is an edible fungus of which there are numerous varieties. We handle the ordinary commercial variety of a creamy white color with loose gills which underneath are of pinkish-red, changing to liver color. The mushroom produces "seed" or spores and there is developed a white, fibrous substance in broken threads, called spawn, which is developed and preserved in horse manure, pressed in the form of bricks. Mushrooms can be grown in cellars, in sheds, in hotbeds or sometimes in the open air, the great essential being a uniform degree of temperature and moisture. Our space is too limited here to give the necessary cultural directions, but these are published in pamphlet form, a copy of which we will be pleased to send on request.

SPORE CULTURE MUSHROOM SPAWN. Produced from original spore cultures under the new French process which permits the indefinite reproduction of selected varieties. Positively the most vigorous and prolific spawn on the market. Our stock is of the white variety which is the sort generally preferred. Each brick is sufficient to spawn from 8 to 10 square feet of bed. Brick (about 1¼ lbs.), postpaid **45c**; **5 bricks, not prepaid, \$1.50.**

MUSTARD

Mustard is not only used as a condiment but the green leaves are used as a salad or cut and boiled like spinach. Sow as early in the spring as the ground will permit, in drills about eighteen inches apart, covering one-half inch deep. For succession, sow every few weeks till autumn. Water freely. In the south the seed may be sown in autumn and the plants used early in the spring as a salad and for greens.

White English The leaves are comparatively small and of medium dark green color. The plant is upright, of rapid growth and soon bolts to seed. The leaves, when young, are mild and tender. Seed light yellow and larger than that of other varieties. **Pkt. 10c; Oz. 15c; 2 Oz. 20c; ¼ Lb. 25c; Lb. 60c.**



MUSTARD, SOUTHERN GIANT CURLED

Southern Giant Curled The leaves are large, light green with tinge of yellow, much crimped and frilled at edges. The plant is upright or slightly spreading in growth. This variety is highly esteemed in the south for the market as well as the home garden on account of its vigorous growth, hardness and good quality. Seed small, reddish brown to nearly black. **Pkt. 10c; Oz. 15c; 2 Oz. 20c; ¼ Lb. 25c; Lb. 75c.**

Large Smooth Leaved An excellent sort with very large, light green, plain or comparatively smooth leaves, borne well above the ground. The plant is of very quick growth, fairly upright when young, becoming somewhat spreading at maturity. This sort is preferred by many as it is more easily prepared for the table than the rougher leaved varieties. Seed small, reddish brown to nearly black. **Pkt. 10c; Oz. 15c; 2 Oz. 20c; ¼ Lb. 25c; Lb. 75c.**

Florida Broad Leaf Plants rather tall and upright growing and produce considerably more leaf growth than other varieties. The leaves are large, broad, comparatively smooth and have broad, distinct midrib. When cooked the leaves are of excellent quality. The variety is distinct in that it stays in condition without bolting to seed considerably longer than other sorts. Seed small, reddish brown to nearly black. **Pkt. 10c; Oz. 15c; 2 Oz. 20c; ¼ Lb. 30c; Lb. \$1.00.**

NASTURTIUM

TALL MIXED GARDEN. Sometimes called Indian Cress. Grown not only for ornament but the beautiful orange and yellow flowers and the foliage are used for garnishing. The young leaves or shoots are excellent for salads. The green seed pods are greatly esteemed by many for use in mixed pickles. Early in spring sow, preferably in rather light soil, in rows three feet apart and two inches apart in the row, covering one inch deep. When the young plants are about four inches high thin to six inches apart in the row. Vines can be supported if so desired by stakes, strings or brush. **Pkt. 10c; Oz. 15c; 2 Oz. 20c; ¼ Lb. 30c; Lb. \$1.00.** For other varieties of Nasturtium see page 86.

OKRA OR GUMBO

The young seed pods are used in soups, stews, catsups, etc. Highly esteemed in the south. After danger of frost is past, the ground being warm and in good condition, plant in rows about two and one-half feet apart, covering with about an inch of fine soil firmly pressed down. When about three inches high, thin to about one foot apart in the row. Cultivate and keep free from weeds. The pods are in best condition for use when from one to three inches long.

Extra Early Dwarf Green Prolific An extra early maturing variety. Very productive. Plants are more dwarf in habit of growth than those of other varieties. Pods short, deep green, slightly corrugated, tender and of good quality. **Pkt. 10c; Oz. 15c; 2 Oz. 20c; ¼ Lb. 25c; Lb. 75c.**

White Velvet The plants are about three and one-half feet high, early maturing and very productive. The pods are white, long, smooth and are tender until nearly full sized. **Pkt. 10c; Oz. 15c; 2 Oz. 20c; ¼ Lb. 25c; Lb. 75c.**



OKRA, WHITE VELVET

ONION

The Onion is one of the most extensively used of all vegetables. It not only contains considerable nutriment and has valuable medicinal properties, but is most useful in counteracting the bad effects of sedentary life. The disagreeable odor it imparts to the breath may be avoided in a great measure by thorough cooking, or by eating a few leaves of parsley.

In onion culture, thorough preparation of the ground, careful sowing and the best of after culture, though essential for a full yield, will avail nothing unless seed of the best quality be used. Our equipment and experience enable us to produce onion seed that is unsurpassed. The seed we offer is the best obtainable.

Although onions are often raised from sets and from division, by far the best and cheapest mode of production is from seed. The facility with which seed is sown and the superior bulbs it produces, recommend it for general use.

As early in spring as ground can be worked, sow in rich soil, thoroughly pulverized and leveled, in rows twelve to fifteen inches apart, covering one-half inch deep. When the plants are well up, cultivate and keep free from weeds. The young plants may be thinned about one inch apart in the row. When grown for bunching, the rows can be made as close as ten inches.

For very early crop in northern latitudes, sow seed in cold-frame in February and transplant when large enough to handle readily. The same location may be used for a succession of years if the ground is kept rich by applications of well rotted manure or other suitable fertilizer and is thoroughly worked at proper intervals. Where climate permits seed may be sown early in winter. If onions are to be grown for the market the following suggestions should be given careful consideration:

HOW TO RAISE ONIONS FOR THE MARKET

THE SOIL. We prefer a soft, dark sandy loam, not too fine. This is much better if it has been cultivated with hoed crops, kept clean from weeds and well manured for two years previous, because if a sufficient quantity of manure to raise an ordinary soil to a proper degree of fertility is applied at once, it is likely to make the onions soft. The same result will follow if we sow on rank mucky ground or on that which is too wet and it is impossible to raise either a large or profitable crop on stiff clay, very light sand or gravel.

PREPARATION. Onions respond well to very liberal manuring. As much as forty loads of stock manure well composted or one ton of high grade commercial fertilizer per acre may be applied to good advantage. The stock manure should be spread and worked into the top soil in the fall but if commercial fertilizer is used it should be distributed and thoroughly worked into the top soil after plowing in the spring. A liberal use of potash is very beneficial to the crop especially when raw manure is used or if the soil is rank and mucky, as potash reduces the tendency to scallions or coarse necked bulbs. The top soil should be cleared of everything that will interfere with the best possible work with drill and wheel hoe. The whole ploughed soil should be well pulverized and worked with tools that leave the surface smooth and compact.


SOWING THE SEED. This should be done as soon as the ground can be made ready and can be done best by a hand seed drill. This should be carefully adjusted to sow the desired quantity of seed about one-half inch deep. The quantity needed will vary with the soil, the seed used and the kind of onions desired. Thin seeding gives much larger onions than thick seeding. Four or five pounds per acre is the usual quantity needed to grow large onions. We prefer a drill that sows a very close row.

CULTIVATION. As soon as the young plants can be seen in the rows give a shallow working either with rake or some other tool that pulverizes well the whole top soil. Many onion growers consider about one inch apart as a perfect stand. Work the crop again in a few days with a hoe or tool that cuts the ground over, this time as closely as is possible to the row without injury to the young plants; follow as quickly as possible with a thorough hand weeding, keeping in mind that a very small weed today is a large one next week. The ground should be cultivated once a week if possible and any remaining weeds pulled out by hand every two weeks. For best results these operations should be continued until the crop occupies the ground.


GATHERING. As soon as the tops die and fall the bulbs may be pulled and raked into small open windrows, turning every few days with a rake. At convenience cut off the tops half an inch to an inch from the bulbs and very soon afterward the bulbs may be picked up in crates and piled loose under cover. The large onion growers use a puller attachment to the wheel hoe that runs under the row of onions and lifts the bulbs. Where help can be procured readily we find it much cheaper to top the onions with a rough edged case knife and rake away the tops before pulling.

It will not do to store onions in large piles or masses, particularly in warm weather, or if they are the least moist, but if perfectly dry when gathered and stored in crates, they can be kept in fine condition till spring. The best way is to keep them dry, giving bottom ventilation if possible, and at a uniform temperature of about 32° to 34° Fr.

Extra Early Red Sometimes called Extra Early Flat Red. Although the first of the red sorts to ripen, the bulbs are firm and keep remarkably well for so early a variety. It is a very hardy, medium sized, flat variety that yields well and is very uniform in shape and size. The skin is uniformly rich purplish red and moderately strong flavored. It comes into use about a week or ten days earlier than Large Red Wethersfield. The flesh is white with tinge of light purple. The variety succeeds in cool soils. It is very desirable for early market use. Pkt. 10c; Oz. 60c; 2 Oz. \$1.00; ¼ Lb. \$1.75; Lb. \$6.00



LARGE RED WETHERSFIELD



EXTRA EARLY RED

Large Red Wethersfield This is the standard red variety and a favorite onion in the east, where immense crops are grown for shipment. It is very extensively grown for home garden use as well as the market. The bulbs are large and are flattened, yet quite thick. The skin is deep purplish red. The flesh is light purplish white, moderately fine grained, rather strong but of pleasant flavor. The variety is very productive, one of the best keepers and very popular for general cultivation. This medium early or main crop variety does best on rich, moderately dry soil but on low muck land it is more apt to form large necks than the Danvers. There is no better sort for poor and dry soils. Pkt. 10c; Oz. 55c; 2 Oz. \$1.00; ¼ Lb. \$1.60; Lb. \$5.50

ONION—Continued

Southport Red Globe This most excellent medium early or main crop red variety produces bulbs of medium to large size, ideally globe shaped, with very smooth, glossy surface, very small neck and remarkably beautiful deep purplish red color. The flesh is white, tinged with light purple, mild, very fine grained and tender. The variety is extensively grown for home use as well as the market. It is one of the best keepers and is well adapted for shipping. Our splendid stock of this onion is the result of years of careful selection on our Oakview Stock Seed Farm and is unsurpassed by any. Pkt. 10c; Oz. 85c; 2 Oz. \$1.35; ¼ Lb. \$2.25; Lb. \$8.50


Large Yellow Dutch or Strasburg The bulbs are large and quite flat. The skin is light yellow or straw colored, and the flesh creamy white, mild and of excellent quality. This sort ripens down quickly and keeps well. It is extensively used for onion sets. Our stock of this early variety, compared with most on the market, is distinctly superior in size of bulb, uniformity of shape and evenness of color. Pkt. 10c; Oz. 60c; 2 Oz. \$1.00; ¼ Lb. \$1.75; Lb. \$6.00

Yellow Danvers A productive and very extensively used early or main crop variety of medium size. The skin is light coppery yellow in color. The flesh is creamy white, mild and of excellent flavor. The bulbs are flattened yet quite thick with small necks, ripen down quickly and very evenly and keep very well. This is still a standard, general crop, yellow onion for the home garden and market where a strictly globe shaped bulb is not demanded. Pkt. 10c; Oz. 60c; 2 Oz. \$1.00; ¼ Lb. \$1.75; Lb. \$6.00


Yellow Globe Danvers One of the most extensively used main crop yellow onions for the home garden and market. The bulbs are of medium to large size, uniformly globe shaped, with small neck, and ripen very evenly. The skin is rich coppery yellow. The flesh is creamy white, crisp and of mild and excellent flavor. The variety keeps very well and is excellent for shipping. We have by careful selection and breeding developed a strain which has the ripening habit and small neck of the original Danvers and yet is more globular, thus giving larger yields and handsomer bulbs without sacrificing any of the good qualities of the original Danvers. Pkt. 10c; Oz. \$1.00; 2 Oz. \$1.50; ¼ Lb. \$2.50; Lb. \$9.00

Michigan Yellow Globe The heaviest yield of onions is always obtained from rich, black lands. On such soils it is found that a globe shaped onion with a somewhat flattened base gives the largest returns and to meet the demands of the professional onion growers located on such lands, we have developed this variety. The bulbs are large, uniformly globe shaped, with small neck; shoulder usually slightly sloping, base often distinctly flattened, the largest diameter below the center of the bulb. The color is rich yellow with tinge of orange. The flesh is creamy white, mild and of very fine quality. This main crop sort ripens down evenly, keeps very well and is excellent for shipping. No onion grower can afford to plant inferior seed when such as this can be procured. Pkt. 10c; Oz. \$1.00; 2 Oz. \$1.50; ¼ Lb. \$2.50; Lb. \$9.00

Mammoth Yellow Spanish or Prizetaker A very handsome late or main crop onion of the largest size and nearly globular in form, usually with shoulder and base slightly sloping. The skin is yellowish brown or light yellow with slight tinge of brown. The flesh is creamy white, very mild, tender and of excellent flavor. The variety keeps well if thoroughly ripened and is very desirable for shipping for fall and early winter use. If started very early in hotbed it will produce a mammoth onion the first season. Pkt. 10c; Oz. 85c; 2 Oz. \$1.40; ¼ Lb. \$2.40; Lb. \$8.50



MICHIGAN YELLOW GLOBE



WHITE PORTUGAL

Southport Yellow Globe This very hardy and exceedingly productive late or main crop variety is of the same general character as the Southport Red Globe, but the bulbs are rich yellow, average a little larger and are later maturing. The bulbs are globe-shaped with rather full shoulder, ripen down very evenly, keep well and are suitable for shipping. The flesh is creamy white, fine grained and of mild and excellent flavor. **Crop failed.**

White Portugal or American Silverskin This is a medium sized onion of mild flavor and with beautiful, clear white skin. The variety is a favorite with many for use when young as a salad or bunching onion and for pickles. It usually matures about ten days earlier than White Globe and is fine for fall and early winter use. It is an excellent medium early sort for gardeners who do not care to plant more than one variety. The bulbs are nearly round when of bunching size, somewhat flattened when mature. This is the best flattened white onion for northern latitudes. Pkt. 10c; Oz. \$1.00; 2 Oz. \$1.50; ¼ Lb. \$2.50; Lb. \$9.00

White Globe A most desirable medium early or main crop called Southport White Globe. The variety yields abundantly, producing medium to large, handsome and finely shaped, clear white bulbs. The flesh is firm, fine grained, quite mild in flavor and is more attractive than the colored sorts when cooked. The bulbs are globe-shaped, full at the shoulder, rounded at the base, keep well and are desirable for shipping. It is characteristic of the best stocks of White Globe to have many bulbs with a splash of magenta-red on the outside covering. We have by years of careful selection and breeding developed a strain which is unsurpassed in uniformity and beauty of shape and color. Pkt. 10c; Oz. \$1.10; 2 Oz. \$1.75; ¼ Lb. \$3.00; Lb. \$10.00

ONION-Continued

IMPORTED ONIONS

These sorts are particularly adapted to southern latitudes where they are sown in the fall or early spring. The best results are obtained by sowing in beds or boxes and transplanting.

Extra Early Barletta An extremely early maturing variety very white with silvery tinge and particularly desirable for pickling. The bulbs are very small and quite similar to Queen. If seed is sown out of doors in spring in the usual manner and plants thinned about two inches apart they will produce bulbs one to two inches in diameter. If these bulbs are set out the following spring, or if plants are grown under glass in winter and set out in the spring, they will produce large onions. This variety and Queen are the ones most generally used in this country for producing the small pickling bulbs. For this purpose if the seed has been sown eight to ten seeds to the inch of drill, no thinning will be required. Growers usually plant the seed thickly in drills fifteen inches apart and use forty to fifty pounds to an acre. **Pkt. 10c; Oz. 50c; 2 Oz. 85c; ¼ Lb. \$1.40; Lb. \$5.00**


Queen A very early, very white skinned variety of especial value for pickling. When allowed to reach full size the bulbs are quite flattened but as grown for pickles are nearly round. The large sized bulbs attain a size of about two inches in diameter. **Pkt. 10c; Oz. 50c; 2 Oz. 85c; ¼ Lb. \$1.40; Lb. \$5.00**

Early Neapolitan Marzajola An early and productive flat, white-skinned variety, desirable for early use and used for pickling. If seed is sown as soon as the ground can be worked, it will mature a crop early in the season. In the south the seed can be sown in autumn and large onions produced in March. This variety is known also as Early May. **Pkt. 10c; Oz. 45c; 2 Oz. 80c; ¼ Lb. \$1.25; Lb. \$4.50**

Giant White Italian Tripoli A large, pure white, flat onion of mild and excellent flavor. This medium early and productive variety will produce a larger bulb from seed than White Portugal, but to attain full size the seed should be sown very early in a hotbed and the young plants set out in rich soil. When grown under proper conditions the bulbs are often three to four inches across, with pure white skin. **Pkt. 10c; Oz. 45c; 2 Oz. 80c; ¼ Lb. \$1.25; Lb. \$4.50**



MAMMOTH SILVER KING



QUEEN

Mammoth Silver King This variety produces a very large onion, resembling Giant White Italian Tripoli, but of larger size, slightly later maturing and rather a better keeper, making the sort more desirable for the fall market. It is a very productive flat variety with bulbs often four to five inches across, the largest of the white onions. The skin is silvery white. The flesh is white, very tender and mild flavored. **Pkt. 10c; Oz. 45c; 2 Oz. 80c; ¼ Lb. \$1.25; Lb. \$4.50**

ONION SETS

To raise onion sets from seed, use good ground prepared as for large onions and sow the seed very thick in broad drills, using forty to sixty pounds per acre. If the seed is sown thin, the bulbs will not only be too large for sets but will not be of the right shape and if sown thick on poor land they will be necky or bottle shaped. Onion seed sown for sets may be planted somewhat later than if a crop of large bulbs is desired.

RED BOTTOM SETS. Treated precisely as top onions are, setting them out in the spring instead of sowing seed. **Per Lb. 25c. postpaid; 100 Lbs. \$11.00**

YELLOW BOTTOM SETS. Like the preceding except in color and used in the same manner. **Per Lb. 25c. postpaid; 100 Lbs. \$11.00**

WHITE BOTTOM SETS. These do not keep as well as the red or yellow, but produce beautiful white onions early in the season. **Per Lb. 30c. postpaid; 100 Lbs. \$14.00**

Prices by the 100 lbs. of all onion sets are subject to fluctuations of the market. The price per single pound will hold good throughout the season, or as long as our stock lasts.

The 100 pound prices of Onion Sets are by freight or express at purchaser's expense for transportation.

PARSLEY


This well known vegetable is very useful for flavoring soups and stews and for garnishing. The green leaves are used for flavoring or they may be dried crisp, rubbed to powder and kept in bottles until needed.

Parsley succeeds the best on rich, mellow soil. The seed is even slower than parsnip in germinating and should be sown as early as possible in the spring, in drills one to two feet apart covering not more than one-half inch with fine soil firmly pressed down. When the plants are well up thin eight to twelve inches apart in the row. When the plants of the curled varieties are about three inches high cut off all the leaves; the plant will then start a new growth of leaves which will be brighter and better curled and later, if these turn dull or brown they can be cut in the same way; every cutting will result in improvement.

Plain The leaves of this variety are flat, deeply cut but not curled. Very desirable for flavoring soups and stews and for drying. It is a favorite on account of its very dark green leaves as well as its hardness of plant. The curled sorts are more extensively used for garnishing. **Pkt. 10c; Oz. 15c; 2 Oz. 20c; ¼ Lb. 30c; Lb. \$1.00**

Champion Moss Curled This is a vigorous, compact growing variety, excellent for garnishing and flavoring, and a handsome decorative plant. The leaves are very finely cut and so closely crisped or curled as to resemble bunches of moss. Owing to its uniformly fine deep green color and very attractive foliage, this is one of the most popular sorts for both the market and home garden. **Pkt. 10c; Oz. 15c; 2 Oz. 25c; ¼ Lb. 40c; Lb. \$1.25**

Short Thick Rooted The root is the edible portion of this variety and resembles a small parsnip both in color and shape. The flesh is white, a little dry and in flavor is similar to celeriac. The foliage is practically the same as that of Plain Parsley. The roots can be dug late in the fall and stored in sand for winter use. They are extensively used for flavoring soups and stews. This variety is sometimes called Turnip Rooted. **Pkt. 10c; Oz. 15c; 2 Oz. 25c; ¼ Lb. 40c; Lb. \$1.25**



CHAMPION MOSS CURLED

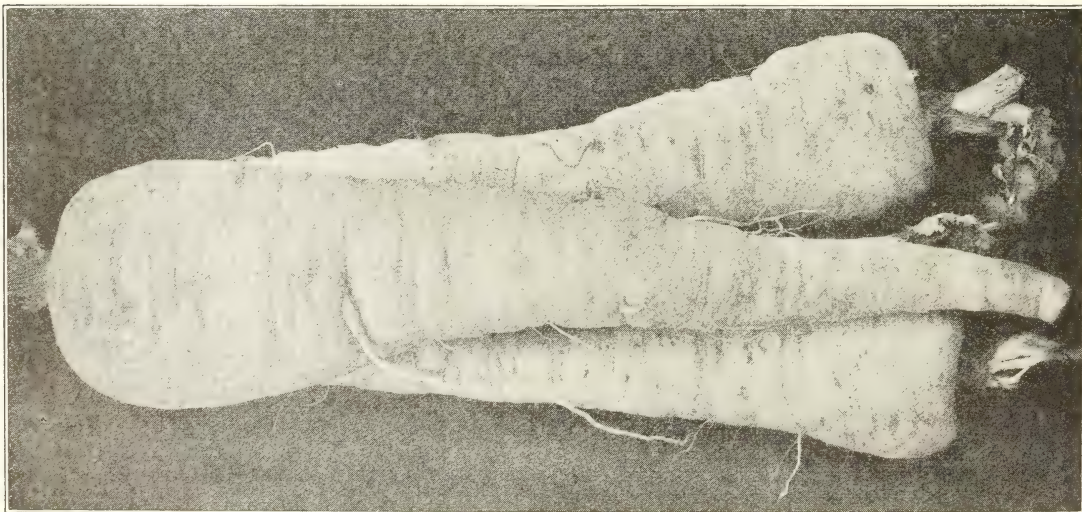
PARSNIP

The value of the Parsnip as a culinary vegetable is well known but is not generally appreciated at its full value for stock feeding. On favorable soil it yields an immense crop of roots, more nutritious than turnips and very valuable for dairy stock.

Parsnips are usually grown on deep, rich, sandy soil, but will make good roots on any soil which is deep, mellow and moderately rich. Fresh manure is apt to make the roots coarse and ill shaped. As the seed is sometimes slow and uneven in growth, it should be sown as early as possible in drills two and one-half feet apart; cover one-half inch deep and press the soil firmly over the seed. Give frequent cultivation and thin the plants to six inches apart in the row.

Long White Dutch or Sugar This variety of parsnip is very hardy and will keep well through the winter without protection. The roots are long, white, smooth, tender and of most excellent flavor. Much used for the table and suitable also for stock feeding. **Pkt. 10c; Oz. 15c; 2 Oz. 20c; ¼ Lb. 30c; Lb. \$1.00**

Hollow Crown or Guernsey An excellent variety for the table. The roots are long, with smooth white skin, uniform in shape, tender and of the best quality. The variety is easily distinguished by the leaves growing from the depression on top or crown of the root. **Pkt. 10c; Oz. 15c; 2 Oz. 20c; ¼ Lb. 30c; Lb. \$1.00**



HOLLOW CROWN

PEAS

For early peas the soil should be light and warm, but for general crop a moderately heavy soil is better. Fresh manure and very rich or wet mucky soil should be avoided, as they cause a rank growth of vine at the cost of the quality of the peas, furthermore such soil is often the cause of early sorts maturing unevenly.

Sow as early as possible a few of some early variety in warm, quick soil, prepared the fall before, planting in double rows six to eight inches apart and two and one-half to four feet between the double rows. The general crop can be delayed until later, but we have met with better success from sowing all the varieties comparatively early, depending for succession upon selecting sorts that follow each other in maturity.

The peas will give quicker returns if covered only one inch deep and where earliness is most important they may be treated in that way. Larger pods and more of them will be produced if the seed be planted in trenches three to six inches deep and covered with only one or two inches of soil. When the plants are five or six inches high fill the trench level with the surface. This will secure deep rooting, prevent mildew and prolong the bearing season. If the peas be covered to the full depth at first, or if water be allowed to stand in the trenches they will not germinate or grow well.

The wrinkled varieties are more sensitive to cold wet weather than the smooth seeded sorts but are of superior quality. All varieties growing more than one and one-half feet do better if staked up or brushed when four to six inches high. This support is usually given by sharpened branches of trees set between the double rows. The crop should be gathered as fast as it is fit for use. If even a few pods begin to ripen, not only will new pods cease to form, but those partly advanced will stop growing.

FIRST EARLY AND EARLY VARIETIES

Ferry's First and Best This is the earliest and most even strain of first early white peas, maturing so well together that sometimes a single picking will secure the entire crop. The vines are vigorous and hardy, of medium height, about two and one-half to three feet, bearing three to seven straight pods of good size, about two and one-half to two and three-fourths inches long, each containing five to seven medium sized, smooth peas of fair quality. Seed small, smooth, yellowish white. The stock we offer is much superior to most on the market and more even than similar strains sold as Extra Early, Rural New Yorker and Improved Early Daniel O'Rourke. **Pkt. 10c; Lb. 35c; 2 Lbs. 60c. postpaid; 100 Lbs. \$18.00**

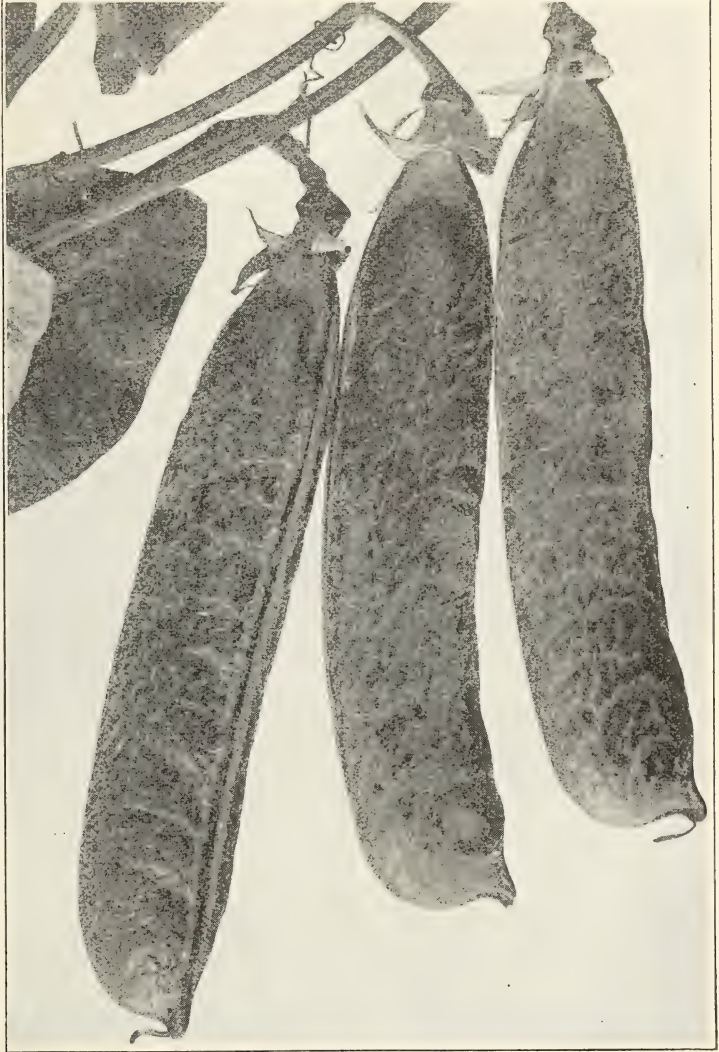
Earliest of All or Alaska By careful selection and growing we have developed a stock of this smooth blue pea of unequalled evenness in growth of vine and early maturity of pods, which are filled with medium sized, bright green peas of good flavor. The vines are of medium height, about two and one-half to three feet and of distinctive light color. The pods are of good size, about two and one-half to two and three-fourths inches long. Seed small, smooth, and bluish green in color. This sort matures all of its crop at once and is an invaluable variety for market gardeners and canners. **Pkt. 10c; Lb. 40c; 2 Lbs. 70c. postpaid; 100 Lbs. \$22.00**

Rogers' Winner Similar in its characteristics to Earliest of All or Alaska, but vines are more slender and slightly taller growing. The pods are square ended, average considerably smaller than those of Alaska, but are abundantly produced and mature very evenly. Recommended as a desirable variety for canners' use. **Pkt. 10c; Lb. 35c; 2 Lbs. 60c. postpaid; 100 Lbs. \$20.00**

Thomas Laxton This is a very early wrinkled variety of great merit. The vines are vigorous, of medium height, about three feet, similar to those of Gradus, but darker in color, hardier and more productive. The pods are large, often four inches long, with square ends similar to but larger, longer and darker than those of Champion of England and as uniformly well filled. The green peas are very large, of fine deep color and unsurpassed in quality. One of the very best sorts for the market and home garden. **Pkt. 10c; Lb. 35c; 2 Lbs. 60c. postpaid; 100 Lbs. \$20.00**

Gradus A very early, wrinkled pea. The vines are similar in appearance to Telephone but of medium height, only about three to three and one-half feet. The pods are very large, about four and one-fourth inches long, very nearly as large as those of Telephone, uniformly well shaped, pointed, handsome and more attractive than those of the first earlies. The peas are very large, of splendid quality and beautiful light green color which they retain after cooking. Practically the same as Prosperity. **Pkt. 10c; Lb. 35c; 2 Lbs. 60c. postpaid; 100 Lbs. \$20.00**

Not less than 10 pounds at the 100 pound rate. One hundred pound prices do not include transportation; if ordered shipped prepaid add 8c per pound to the 100 pound price. We do not put up half pounds of peas.



THOMAS LAXTON

PEAS—FIRST EARLY AND EARLY VARIETIES—Continued

American Wonder The earliest of the dwarf wrinkled varieties. The vines are about nine to twelve inches high and produce a good crop of well filled pods of medium size, about two and five-eighths to two and three-fourths inches long, containing five to eight large peas which are exceedingly sweet, tender and well flavored. Seed medium sized, generally flattened, wrinkled and pale green. Pkt. 10c; Lb. 35c; 2 Lbs. 60c. postpaid; 100 Lbs. \$19.00

Nott's Excelsior The best very early, dwarf pea. It combines the good qualities of American Wonder and Premium Gem peas. The vines are larger and more productive than American Wonder and earlier than Premium Gem and average about twelve inches high. The pods are medium sized, about two and three-fourths inches long. The peas, in sweetness and quality, are unsurpassed. Seed medium sized, wrinkled, green and somewhat flattened. A most desirable early sort for the market gardener and unsurpassed for the home garden. Pkt. 10c; Lb. 35c; 2 Lbs. 60c. postpaid; 100 Lbs. \$19.00

Laxtonian This handsome wrinkled pea is the largest podded of the dwarf varieties. The dark green pods are similar to Gradus in shape and splendid quality, are nearly as large in size and often mature a little earlier. Vines vigorous and productive, averaging fifteen to eighteen inches high; foliage dark green; pods about four inches in length. Seed light green, large, wrinkled, flattened, irregular in shape. Crop failed.

Premium Gem (Improved Little Gem) A desirable early green wrinkled dwarf variety similar to but better than McLean's Little Gem. The vines are very productive, fifteen to eighteen inches high. The pods are of medium size, about two and three-fourths inches long, crowded with six to eight large peas of fine quality. Seed green, large, wrinkled, often flattened. Pkt. 10c; Lb. 35c; 2 Lbs. 60c. postpaid; 100 Lbs. \$19.00

Little Marvel An excellent dwarf sort for the market and home garden. The pods average a little longer than those of Premium Gem, are more attractive in shape and color and the peas are of superior quality. The vines are sturdy, nearly eighteen inches high, heavily set with straight, deep green pods, square ended at the bottom and nearly three inches in length. Its season is about the same as Premium Gem. Seed large, green, wrinkled. Crop failed.

SECOND EARLY VARIETIES

McLean's Advancer A green, wrinkled variety of medium height, about two and one-half to three feet, with long pods, about two and three-fourths to three inches long, which are abundantly produced and well filled to the ends. This pea is used very extensively by market gardeners because of its productiveness and fine appearance of its pods, and is popular with consumers on account of its quality. It is also largely used by canners. Our strain of Advancer is sometimes sold as Perfection. Pkt. 10c; Lb. 35c; 2 Lbs. 60c. postpaid; 100 Lbs. \$20.00

Yorkshire Hero The vines are stout, of medium height, about two or two and one-half feet, bearing near the top a number of rather broad pods of medium size, about three inches long. The peas are of fine quality and will be preferred to any other by those who like a rich, marrow-like pea. Seed large, wrinkled and flattened. Pkt. 10c; Lb. 35c; 2 Lbs. 60c. postpaid; 100 Lbs. \$19.00

Bliss' Everbearing The vines are stout, of medium height, about two and one-half to three feet, bearing at the top six to ten good sized pods, about two and one-half to three inches long. If these are picked as they mature and the season and soil are favorable, the plant will throw out branches bearing pods which will mature in succession, thus prolonging the season. The peas are large and wrinkled, tender, of superior flavor and preferred by many to any other sort. Pkt. 10c; Lb. 35c; 2 Lbs. 60c. postpaid; 100 Lbs. \$19.00

The Admiral The vines of this exceptionally hardy, second early variety are tall and vigorous, about four feet high. The pods are usually borne in pairs, are curved, bright green, about two and three-quarters inches long, and are crowded with six to nine peas of good quality and deep green color. Seed wrinkled, of small-medium size, cream colored. Owing to its great vigor, heat resistance and productiveness, and the fine color and suitable size of the green peas, this variety is very well adapted for canners' use. Pkt. 10c; Lb. 35c; 2 Lbs. 60c. postpaid; 100 Lbs. \$19.00

Green Admiral Identical with The Admiral except in color of seed which is a rich deep green. An exceptionally desirable variety for canners. Pkt. 10c; Lb. 35c; 2 Lbs. 60c. postpaid; 100 Lbs. \$20.00

Telephone This has become the leading pea with market gardeners whose trade appreciates fine appearance and high quality. The vines are tall and vigorous, growing about four feet high, with large, coarse, light colored leaves and producing an abundance of pointed pods of largest size, often four and one-half to five inches long, attractive bright green filled with very large peas which are tender, sweet and of excellent flavor. It comes into use soon after the Premium Gem and is one of the best sorts for either home or market. Pkt. 10c; Lb. 35c; 2 Lbs. 60c. postpaid; 100 Lbs. \$19.00

Admiral Beatty A very desirable midseason or early main crop, variety similar in many respects to Duke of Albany. Vines about four feet high, dark green in color, and produce abundantly large pods well filled with eight to ten peas of excellent quality. The fine dark green color of the pods of this variety makes it exceptionally attractive, and its excellent quality is all that could be desired. Pkt. 10c; Lb. 35c; 2 Lbs. 60c. postpaid; 100 Lbs. \$20.00



PREMIUM GEM

Not less than 10 pounds at the 100 pound rate. One hundred pound prices do not include transportation; if ordered shipped prepaid, add 8c per pound to the 100 pound price. We do not put up half pounds of peas.

PEAS—SECOND EARLY VARIETIES—Continued

Alderman This is in many respects the very best early main crop variety of the valuable Telephone type. The vines are tall growing, about four and one-half to five feet high, dark green, vigorous and exceedingly productive. The pods are of largest size, often five to five and one-half inches long, dark green, similar to but a little larger and a shade darker in color than those of Duke of Albany and about the same in season. The peas are of largest size and unsurpassed in quality. Market gardeners are demanding the large podded, dark colored sorts which retain their fine appearance even after shipping a long distance. The Alderman answers these requirements and we recommend it unreservedly. **Pkt. 10c; Lb. 35c; 2 Lbs. 60c. postpaid; 100 Lbs. \$20.00**

LATER VARIETIES

Improved Stratagem One of the best of the large podded, semi-dwarf main crop varieties. The vines are very sturdy, about two to two and one-half feet high, with medium dark green foliage. The pods are very large, often four and one-quarter to four and one-half inches long, pointed, dark green, and uniformly filled with very large, dark green peas of the finest quality. **Pkt. 10c; Lb. 35c; 2 Lbs. 60c. postpaid; 100 Lbs. \$20.00**

Dwarf Champion A desirable main crop sort for the market or home garden. The vines are of medium height, about two and one-half to three feet, stout, vigorous and hardy, and are unusually productive. The pods are large, often four inches long, broad, quite straight, deep green in color, handsome and very well filled with large peas which are tender and unsurpassed in quality. Seed large, light green, wrinkled. Dwarf Champion is similar to Champion of England in pods only; the vine is shorter and more sturdy. **Pkt. 10c; Lb. 35c; 2 Lbs. 60c. postpaid; 100 Lbs. \$20.00**

Melting Sugar (*Edible pods*) We consider this the best of the edible-podded sorts, in which the pods are used when half grown and are cooked in the same way as snap beans. The pods of Melting Sugar are very large, four to four and one-half inches long, broad, often curved or twisted, and when young, stringless, very tender and finely flavored. The variety we offer, sometimes called Mammoth Melting Sugar, is rather late maturing, very prolific, strong growing, about four to five feet high, with large light colored foliage. Seed medium to large, smooth, round, light yellowish white in color. **Pkt. 10c; Lb. 40c; 2 Lbs. 70c. postpaid; 100 Lbs. \$25.00**

Giant Butter, Edible Pod We consider this new and distinct edible podded sort a valuable acquisition. The pods, which are five to six inches long, are very fleshy, curved or scimitar shaped and of light green color. When young the pods are very tender and free from strings and when cooked are of superior quality and delicious flavor. The vines average about four feet high and are vigorous and productive. (*See further description, page 3*) **Pkt. 10c; Lb. 40c; 2 Lbs. 70c. postpaid; 100 Lbs. \$25.00**

Horsford's Market Garden The vines of this variety are of medium height, about three feet, hardy and very productive, giving the greatest number of pods of any on our list. The foliage is dark green and the leaves are small. The pods are of medium size, about two and three-fourths inches long, each containing five to seven medium sized, sweet, dark green peas which retain well their color and sweetness after canning. Seed wrinkled and of medium size. **Pkt. 10c; Lb. 35c; 2 Lbs. 60c. postpaid; 100 Lbs. \$20.00**

Champion of England A standard, very productive, main crop variety, universally admitted to be one of the richest and best flavored of the late peas. The vines are tall, about four to five feet high. The pods are large, about three inches long. The seed is light green and wrinkled. We consider this variety one of the best of its season, either for the home garden or for market gardening use. **Pkt. 10c; Lb. 35c; 2 Lbs. 60c. postpaid; 100 Lbs. \$18.00**

Large White Marrowfat The vines of this tall variety are about five feet high and of strong growth. The pods are large, about three inches long, cylindrical, surface somewhat roughened, light colored and well filled. Seed large, smooth, round and light creamy yellow. It is desirable for summer use but is not as sweet and tender as most sorts, although undoubtedly one of the most productive of the garden varieties. **Pkt. 10c; Lb. 30c; 2 Lbs. 50c. postpaid; 100 Lbs. \$14.00**

Large Blackeye Marrowfat A well known tall, late maturing variety, about five feet high. It is a very prolific bearer of large pods, about three inches long. Seed large, smooth, round, light creamy yellow with black eye. One of the best of the Marrowfat sorts. **Pkt. 10c; Lb. 30c; 2 Lbs. 50c. postpaid; 100 Lbs. \$14.00**

Not less than 10 pounds at the 100 pound rate. One hundred pound prices do not include transportation: if ordered shipped prepaid add 8c per pound to the 100 pound price. We do not put up half pounds of peas.



ALDERMAN

PEPPER

Peppers are most largely used for seasoning meat and vegetable dishes as well as for salads and mangoes. They are used also for making chow chow and chili sauce.

The culture is the same as for egg plant and the plants need quite as much heat to perfect them. Sow seed early in hotbed, or about middle of spring in open seed bed, the soil being light and warm. When three inches high transplant in rows about two and one-half feet apart and two feet apart in the row. Cultivate and keep free from weeds. Guano, hen dung, or any other bird manure hoed into the surface soil when the plants are about six inches high, will undoubtedly increase the product.

Red Cherry A second early sort. The plants are tall-bearing a profusion of round, bright red fruits, about two-thirds of an inch in diameter, which are very pungent when ripe. Pkt. 10c; Oz. 40c; 2 Oz. 75c; ¼ Lb. \$1.10; Lb. \$4.00

Red Chili A late variety. The pods are bright, rich red, about two inches long, one-third to one-half inch in diameter at the base, tapering to a sharp point and exceedingly pungent when ripe. Pkt. 10c; Oz. 40c; 2 Oz. 75c; ¼ Lb. \$1.10; Lb. \$4.00

Tabasco A small fruited sort, used very extensively in the preparation of tabasco sauce. About one and one-half inches long, bright scarlet in color and extremely pungent. Requires a long season to mature and is not recommended for planting north of Ohio. Plants two and a half to three feet high. Pkt. 10c; Oz. 75c; 2 Oz. \$1.25; ¼ Lb. \$2.00; Lb. \$7.00

Long Red Cayenne A well known medium early variety having a slender, twisted and pointed pod about four inches long. The color is deep green when fruit is young, bright red when ripe. The flesh is extremely strong and pungent. Pkt. 10c; Oz. 35c; 2 Oz. 60c; ¼ Lb. \$1.00; Lb. \$3.50

Large Bell or Bull Nose Sometimes called Sweet Mountain. The plants are vigorous, about two feet high, compact and very productive, ripening their crop uniformly and early. The fruits are of medium size, deep green when young, bright crimson when ripe. The flesh is thick, quite mild in the sections between the cells, but strong and pungent at the point opposite the cell walls. Pkt. 10c; Oz. 40c; 2 Oz. 75c; ¼ Lb. \$1.10; Lb. \$4.00

Royal King A comparatively new variety of sweet pepper. Plants two to two and one-half feet high, vigorous and productive, ripening large attractive fruits early in the season. Fruits deep green when young, bright scarlet red when ripe. Flesh very thick, mild and fine flavored. An excellent sort for use in salads or for stuffed peppers or mangoes. Pkt. 10c; Oz. 40c; 2 Oz. 75c; ¼ Lb. \$1.10; Lb. \$4.00

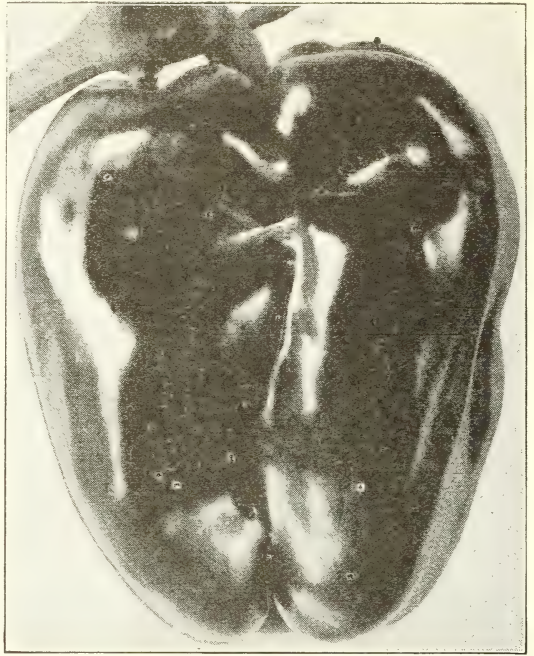
Ruby King An improved American variety, very large and attractive. The plants are about two and one-half feet high, vigorous, compact and productive. The fruits are often four to four and one-half inches long and of deep green color when young, bright red when ripe. The flesh is thick and mild flavored. One of the best varieties for mangoes or stuffed peppers. Pkt. 10c; Oz. 40c; 2 Oz. 75c; ¼ Lb. \$1.10; Lb. \$4.00

Pimiento The fruits of this very productive sort are exceptionally smooth and glossy, of good size, medium length and attractive color. The flesh is very thick and solid, mild and of very fine flavor. Desirable not only for salads and stuffed peppers but it is also the sort used largely by canners. The plants are vigorous and upright, about two to two and one-half feet high, with short, broad, dark green leaves. The fruits are deep green when young, becoming deep red as they mature. Pkt. 10c; Oz. 40c; 2 Oz. 75c; ¼ Lb. \$1.10; Lb. \$4.00

Giant Crimson The fruits of this very desirable sort are of the largest size, ripen earlier than any of the other very large sorts and average heavier, as the flesh is exceptionally thick. The plants are vigorous and upright, about two and one-half to three feet high. The color is deep green when fruit is young, deep crimson when matured. The flavor is mild. One of the very best sorts for salads and large mangoes. Pkt. 10c; Oz. 60c; 2 Oz. \$1.00; ¼ Lb. \$1.75; Lb. \$6.00

Chinese Giant Fruits similar to those of Giant Crimson but average larger and are much broader in proportion to their length. The flesh is thick, mild and sweet, and is exceptionally desirable for use in salads; also one of the best varieties for stuffing. Fruits are rich deep green when immature and bright scarlet red when ripe. Plants about two feet high, vigorous and very productive. Pkt. 10c; Oz. 60c; 2 Oz. \$1.00; ¼ Lb. \$1.75; Lb. \$6.00

Large Sweet Spanish A late maturing and attractive, red, sweet pepper. The plants are about two and one-half feet high, upright, very compact, vigorous and productive. The fruits are very large and long, frequently seven inches in length and about two inches in diameter, with very thick, mild flesh of excellent quality. The color is deep green when fruit is young, rich red when ripe. Pkt. 10c; Oz. 40c; 2 Oz. 75c; ¼ Lb. \$1.10; Lb. \$4.00



GIANT CRIMSON

PUMPKIN Pumpkins are less sensitive than melons or cucumbers to unfavorable conditions of soil and climate but are cultivated the same, though on a larger scale. They are raised between hills of corn or in fields by themselves, but more properly belong to the farm than the garden as they readily mix with and injure the quality of the finer squash. After danger of frost is over plant the seed in hills eight to ten feet apart each way, dropping about a dozen seeds in a hill. The soil should be made as rich as possible. If planted with corn two or three seeds a rod apart each way will be sufficient. When danger from bugs is past, thin to three plants to a hill.

Pie The fruits are of medium size and nearly round. The skin is light yellow, smooth and is covered with a fine gray netting. The flesh is light yellow, very thick, sweet and finely flavored. This variety makes very delicious pies. Pkt. 10c; Oz. 15c; 2 Oz. 25c; ¼ Lb. 40c; Lb. \$1.25

Sugar or New England Pie This variety is small, but of most excellent quality for pies. The fruits are deep orange, eight to ten inches in diameter, round or somewhat flattened and slightly ribbed. The flesh is rich deep yellow, fine grained and very sweet. Pkt. 10c; Oz. 15c; 2 Oz. 25c; ¼ Lb. 40c; Lb. \$1.25

Large Yellow The pumpkin most extensively used for feeding stock; also used for making pies. It grows to a large size and varies in shape from nearly round or slightly flattened to quite long. Flesh deep, rich yellow, fine grained and highly flavored. This variety is often planted with corn. It is known also as Field Pumpkin. Pkt. 10c; Oz. 15c; 2 Oz. 20c; ¼ Lb. 30c; Lb. \$1.00

Green Striped Cushaw Fruits very large, with crooked neck. Color creamy white, irregularly striped or traced with green. Flesh light yellow, very thick, rather coarse but sweet. This sort is very productive and popular in some sections. Pkt. 10c; Oz. 15c; 2 Oz. 25c; ¼ Lb. 40c; Lb. \$1.25

Sweet Cheese or Kentucky Field Very popular in the south, but not as well adapted to northern latitudes. The fruits are flattened, with the diameter usually about twice the length. The skin is mottled light green and yellow, changing to creamy yellow when mature. The flesh is yellow, tender and of excellent quality. Pkt. 10c; Oz. 15c; 2 Oz. 20c; ¼ Lb. 30c; Lb. \$1.00

RADISH

For forcing sow in hotbed or under glass in rich, sandy soil made perfectly level. Scatter evenly over the surface from fifty to one hundred seeds to the square foot and cover with one-half inch of soil sifted on. Careful watering to keep soil moist, even, moderate temperature and good ventilation are required for rapid and best root development. If the bed is a good one the whole crop can be marketed in twenty-one to forty days after planting.

For open ground culture sow in rich, sandy soil as soon in the spring as it is fit to work, in drills twelve to eighteen inches apart and thin out the plants to prevent crowding. A good dressing of nitrate of soda will greatly stimulate growth and insure tender, brittle roots. Successional sowings from one week to ten days apart will keep up a supply. After the hot weather of summer begins, it is better to sow the summer and winter varieties as they do not become tough and stringy nor pithy so quickly as the early sorts.

Radishes are subject to root maggots which make them useless for culinary purposes. We know of no certain remedy for this pest. We have found that the best preventive measures are to avoid the use of rank manure and not to sow on ground where radishes, turnips or cabbages were grown the year previous.

We have been very careful to secure the very best seed possible and there is none sold under other names which is better than that of the varieties we offer. What is often called "scarlet" in radishes is more or less of a rosy carmine color. Our "deep scarlet" is of a much deeper red.


Non Plus Ultra or Early Deep This is an excellent extra early forcing radish. The roots are small, nearly round and of bright scarlet color. The tops are very small. The flesh is white, crisp and well flavored. One of the handsomest of the forcing varieties. Pkt. 10c; Oz. 15c; 2 Oz. 25c; ¼ Lb. 40c; Lb. \$1.25

Blood Red Turnip Forcing The smallest reliable forcing radish. The tops are distinctly small. The roots are round or slightly flattened, very deep red in color and of the best quality. It remains in condition for use the longest of any of the first early forcing sorts and is a favorite where a very small, deep red radish is desired. Pkt. 10c; Oz. 15c; 2 Oz. 25c; ¼ Lb. 40c; Lb. \$1.25

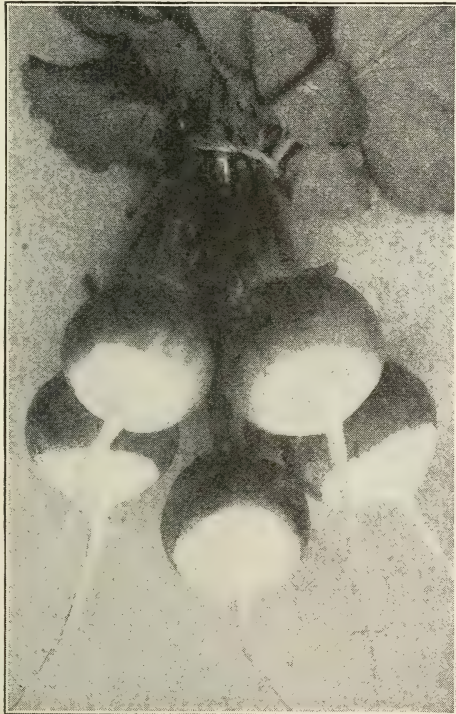
Early Scarlet The roots of this variety are slightly olive shaped and are a rich, bright scarlet in color. The flesh is white and tender. The roots are fit to pull as early as Non Plus Ultra but are larger when matured. We specially recommend this to gardeners as a large, first early forcing radish. It is also desirable for first early planting outdoors for the home garden and market. (See colored plate, page 7) Pkt. 10c; Oz. 15c; 2 Oz. 25c; ¼ Lb. 40c; Lb. \$1.40

Early Scarlet Turnip, White Tipped, Forcing A beautiful variety, rose-scarlet with white tip, very nearly as early as Non Plus Ultra, has as small tops and may be planted as closely. It is most attractive in appearance and cannot fail to give satisfaction as a forcing radish. This is very popular as a market sort. It is sold sometimes as Rosy Gem and Rapid Forcing. Pkt. 10c; Oz. 15c; 2 Oz. 25c; ¼ Lb. 40c; Lb. \$1.25

Early Deep Scarlet, Olive Shaped, Short Leaf An excellent deep carmine-red olive shaped forcing sort, typical in its very small tops and early maturing roots, which should be pulled just as soon as in condition. The roots when fully grown are about one and one-half inches long by about one inch in diameter. The variety is suitable also for early outdoor planting. Pkt. 10c; Oz. 15c; 2 Oz. 25c; ¼ Lb. 40c; Lb. \$1.25



EARLY SCARLET TURNIP



EARLY SCARLET TURNIP, WHITE TIPPED

Early White Turnip This is an early white radish, a little more flattened than Early Scarlet Turnip, and as offered by us, of smaller size and sometimes a little earlier maturing. While used mostly for early outdoor planting, its very small tops and quick growth make it suitable for forcing. The roots are about one inch in diameter when mature. The flesh is pure white, crisp and tender. Pkt. 10c; Oz. 15c; 2 Oz. 25c; ¼ Lb. 40c; Lb. \$1.25

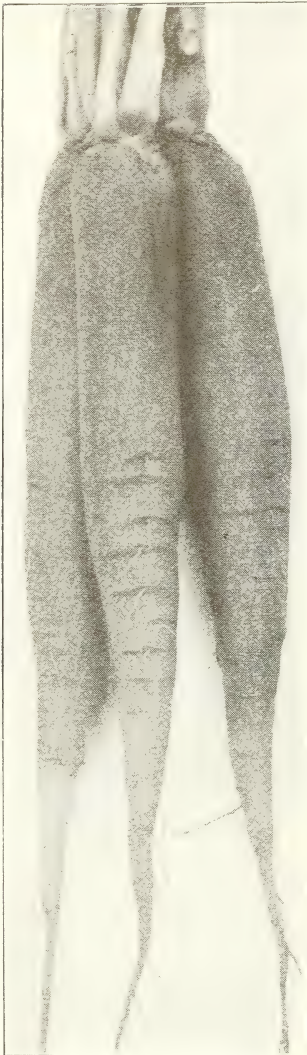
Early Scarlet Turnip A round, red, turnip shaped radish with small tops and of very quick growth, deserving general cultivation on account of its rich, scarlet-red color, almost crimson and its white, crisp and tender flesh. The roots often grow one inch long by one and one-eighth inches in diameter before becoming pithy. This is a standard variety for early outdoor planting for the home garden and market. Pkt. 10c; Oz. 15c; 2 Oz. 25c; ¼ Lb. 40c; Lb. \$1.25

Early Scarlet Turnip, White Tipped One of the best early radishes for the home garden and a great favorite in large markets for early planting outdoors. It is but little later than Early Scarlet Turnip. White Tipped, Forcing and will give entire satisfaction where extreme earliness and small tops are not the chief considerations. The roots are nearly round, slightly flattened on the underside. The color is very bright, deep rose-carmine scarlet with a distinctly white tip. The flesh is white and of the best quality. The stock we offer is exceptionally attractive in its splendid coloring. The scarlet is unusually deep and affords a distinct contrast with the large, clear white tip. Pkt. 10c; Oz. 15c; 2 Oz. 25c; ¼ Lb. 40c; Lb. \$1.40

French Breakfast A quick growing, small, olive shaped radish about one and one-half inches long by five-eighths to three-fourths of an inch in diameter when fully grown. The color is beautiful deep rose-scarlet except a little clear white about the tip. This is an excellent variety for planting outdoors for the home garden. Its small tops and earliness make it also desirable for growing under glass. Pkt. 10c; Oz. 15c; 2 Oz. 25c; ¼ Lb. 40c; Lb. \$1.25

Crimson Giant Turnip A round radish of exceptionally large size for so early a variety. The roots are nearly globe-shaped, of beautiful crimson-carmine color and most excellent quality, often growing one and three-fourths inches in diameter before becoming pithy. It is a desirable variety for general outdoor planting, and also suitable for forcing where a very large, round radish is wanted. It remains in condition a remarkably long time for so early a radish. Pkt. 10c; Oz. 15c; 2 Oz. 25c; ¼ Lb. 40c; Lb. \$1.25

RADISH—Continued



EARLY LONG SCARLET, SHORT TOP,
IMPROVED

Half Long Deep Scarlet

The roots of this desirable early variety are of a deep, rich red color and are olive shaped or half long with a somewhat tapering point. The tops are comparatively small. The flesh is very white, crisp and tender, and does not become pithy as soon as most other early sorts. The roots when mature are about two and one-half to three inches long. Pkt. 10c; Oz. 15c; 2 Oz. 25c; ¼ Lb. 40c; Lb. \$1.25

Long Brightest Scarlet, White Tipped

One of the brightest and handsomest scarlet radishes. It is an improvement in earliness and color over other varieties of this class. The roots are fit for use in about twenty-five days and continue in good condition until fully grown when they are as large in diameter but a little shorter than Early Long Scarlet. The variety has small tops and can be used for forcing as well as for the open ground. Pkt. 10c; Oz. 15c; 2 Oz. 25c; ¼ Lb. 40c; Lb. \$1.25

Early Long Scarlet, Short Top, Improved

This is a standard, most excellent sort either for the home garden or the market. The tops are short and comparatively small. The roots are smooth, slender, uniform in shape and a very attractive bright carmine-red in color. They grow about one-fourth to one-third out of the ground and continue crisp and tender until fully matured, when they are about six inches long. Pkt. 10c; Oz. 15c; 2 Oz. 25c; ¼ Lb. 40c; Lb. \$1.25

Wood's Early Frame

This is not only a very good variety for forcing, being shorter and thicker than the old Long Scarlet Short Top, but is one of the very best sorts for first crop out of doors. Pkt. 10c; Oz. 15c; 2 Oz. 25c; ¼ Lb. 40c; Lb. \$1.25

Cincinnati Market

A desirable market variety with roots similar to Early Long Scarlet, Short Top, Improved, but averaging longer, deeper red in color and remaining a little longer in condition for use. The roots are slender and before becoming pithy are often six to seven inches long by about five-eighths of an inch in diameter at the shoulder. Pkt. 10c; Oz. 15c; 2 Oz. 25c; ¼ Lb. 40c; Lb. \$1.25

Improved Chartier or Shepherd

One of the best long radishes for planting outdoors for early summer use in the home garden, and used also for the market. The tops are of medium size. The roots are in good condition for the table when half an inch thick and continue hard and crisp until they reach a diameter of about one and one-fourth inches, thus affording good roots for a long time. The roots are rather long, averaging seven to eight inches when mature, bright scarlet-rose in color, shading into white at the tip. Pkt. 10c; Oz. 15c; 2 Oz. 25c; ¼ Lb. 40c; Lb. \$1.25

Early Golden Yellow Oval

This sort matures quickly, has small tops and resists the summer heat better than the early scarlet or white kinds. The roots are oval, tapering at the base, and are about one and one-half inches long by about one inch in diameter when mature. The color is bright light yellow, often russeted. The flesh is white, slightly pungent, crisp and tender. Pkt. 10c; Oz. 15c; 2 Oz. 25c; ¼ Lb. 40c; Lb. \$1.25

Icicle

A very attractive, pure white radish, the earliest of the long, white summer sorts and of most excellent quality. The roots are somewhat shorter, with smaller tops than Long White Vienna and mature a little earlier. The roots when mature are five to six inches long by about one-half to five-eighths of an inch in diameter. One of the most desirable varieties for outdoor summer planting for the home garden and market. It is also adapted for forcing. (See colored plate, page 7) Pkt. 10c; Oz. 15c; 2 Oz. 25c; ¼ Lb. 40c; Lb. \$1.25

Long White Vienna or Lady Finger

An early maturing and attractive, long, white, summer radish of most excellent quality. The tops are of medium size. The roots are clear white, slender, smooth and average when mature six to seven inches long by about five-eighths to seven-eighths of an inch in diameter at thickest part. The flesh is very crisp and tender. The variety is desirable for market and home garden use. Pkt. 10c; Oz. 15c; 2 Oz. 25c; ¼ Lb. 40c; Lb. \$1.25

Golden Globe

This variety is of quick growth, affording crisp and tender radishes even in a very hot climate and is extensively grown in the south. The roots are uniformly globe-shaped, with skin of golden yellow color. They are about two inches long by two and one-fourth inches in diameter when mature. Pkt. 10c; Oz. 15c; 2 Oz. 25c; ¼ Lb. 40c; Lb. \$1.25

Large White Summer Turnip

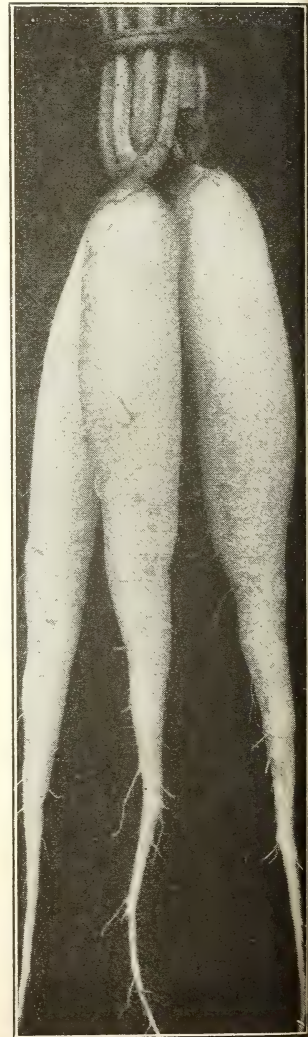
A desirable large turnip shaped summer variety. The roots are round, smooth, white and attractive and are two to three inches in diameter when mature. The flesh is crisp, firm and rather pungent. Pkt. 10c; Oz. 15c; 2 Oz. 25c; ¼ Lb. 40c; Lb. \$1.25

White Strasburg

Even when comparatively small this variety is in good condition for use and continues crisp until matured when the roots are four to six inches long by one and one-half to two inches in diameter. The roots are rather thick at the shoulder and are usually somewhat tapering. They remain in condition for use much longer than the early varieties. This is one of the best large, white later summer sorts for home garden and market. Pkt. 10c; Oz. 15c; 2 Oz. 25c; ¼ Lb. 40c; Lb. \$1.25

Early White Giant Summer

The roots are large, often four inches in diameter, white and are usually top shaped. The flesh is white and crisp, and keeps remarkably well, so that those not used in the summer or fall can be stored for early winter use. Pkt. 10c; Oz. 15c; 2 Oz. 25c; ¼ Lb. 40c; Lb. \$1.25



LONG WHITE VIENNA OR LADY FINGER

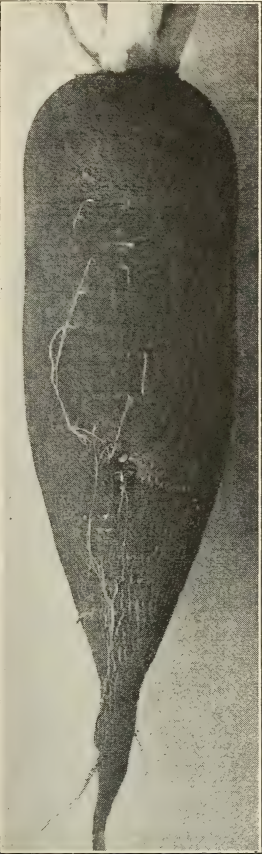
RADISH—Continued

WINTER VARIETIES

Seed for winter radishes should be sown about the first of August in rich, warm, sandy loam, in rows about twenty inches apart, covering half an inch deep. When well up thin to three inches apart in the row and give frequent cultivation. For winter use, the roots should be pulled and packed in damp sand and stored in a cool cellar.

Scarlet China This is an extensively grown variety for fall and winter use. It is known also as Chinese Rose. The roots are cylindrical, or largest near the bottom, stump rooted or blunt at both ends. The skin is smooth and of a bright deep rose color. The flesh is white, firm, crisp and pungent. The tops are moderately large with leaves distinctly cut and divided; leaf-stems tinged with rose. The roots are usually four to five inches long by about one and one-half to two inches in diameter when fully mature, sometimes growing considerably thicker. It is a desirable late maturing garden sort. **Pkt. 10c; Oz. 15c; 2 Oz. 25c; ¼ Lb. 40c; Lb. \$1.25**

Celestial This excellent variety is sold also as Chinese White Winter. The roots are long, cylindrical, with beautiful white skin and flesh, the whitest and usually the least pungent of the winter varieties. When fully mature the roots are six to nine inches long by about two and one-half to three and one-half inches in diameter. The flesh is compact and crisp. **Pkt. 10c; Oz. 15c; 2 Oz. 25c; ¼ Lb. 40c; Lb. \$1.50**



RADISH, HALF LONG BLACK WINTER

condition for use the plants are from eight to ten inches high. Sow the seed in shallow drills about sixteen inches apart, in early spring and for succession every few weeks thereafter. Water freely. The young leaves will be ready for cutting in about six weeks from time of planting. **Pkt. 10c; Oz. 20c; 2 Oz. 35c; ¼ Lb. 60c; Lb. \$2.00**


SALSIFY or Vegetable Oyster

One of the most desirable winter vegetables. The roots when cooked are very palatable and nutritious and are served in a variety of ways. The flavor is similar to oysters. Salsify succeeds best in a light, well enriched soil, which should be stirred to a good depth. Coarse and fresh manure should be avoided, as it will surely cause the roots to grow uneven and ill-shaped. Sow early and quite deep, giving the general culture recommended for parsnip. The roots are perfectly hardy and may remain out all winter, but should be dug early in spring, as they deteriorate rapidly after growth commences. Frost does not injure the roots, but before the ground freezes a quantity for winter use may be stored in a pit or in a very cool cellar.

Mammoth Sandwich Island This variety is large and strong growing with long, smooth, white, tapering roots, and is less liable to branch than the other sorts. The tops are grassy. It is invaluable for market gardeners' use. **Pkt. 10c; Oz. 25c; 2 Oz. 40c; ¼ Lb. 75c; Lb. \$2.50**

SORREL The improved varieties of Sorrel when well grown and cooked like spinach make a palatable dish. Sow in drills early in spring and thin the seedlings to six or eight inches apart in the row. One may commence cutting in about two months and the plants will continue in full bearing from three to four years.

Large Leaved French The best garden variety, having large, pale green leaves of fine quality. **Pkt. 10c; Oz. 20c; 2 Oz. 35c; ¼ Lb. 60c; Lb. \$2.00**



RADISH, SCARLET CHINA

California Mammoth White China The roots of this very large white winter sort grow nine to twelve inches long, by three to four inches or more in diameter just below the shoulder, tapering regularly to the tip. The flesh is very crisp and solid, decidedly pungent but well flavored, keeping well through the winter. The variety matures later than Celestial and the roots are not as mild but they attain a larger size under favorable conditions. For table use they are pulled before fully grown. **Crop failed.**

Round Black Spanish The roots are round, sometimes slightly top shaped, three or four inches in diameter. The skin is almost black. The flesh is white, very compact, decidedly pungent, but well flavored. The variety keeps well through the winter. **Pkt. 10c; Oz. 15c; 2 Oz. 25c; ¼ Lb. 40c; Lb. \$1.50**

Half Long Black Winter This variety is intermediate in shape between the Round and the Long Black Spanish, and seems to combine the good qualities of both. The roots have grayish black skin and crisp, pungent but well flavored white flesh. They are four to five inches long and one and one-half to two inches in diameter, sometimes approaching stump rooted form at maturity. **Pkt. 10c; Oz. 15c; 2 Oz. 25c; ¼ Lb. 40c; Lb. \$1.50**

Long Black Spanish One of the latest and hardiest long garden radishes, especially adapted for winter use. The roots are long, thick, almost black, somewhat wrinkled. The flesh is white, of firm texture, decidedly pungent but well flavored. The roots when mature are usually seven to nine inches long by two to three inches in diameter at thickest part. **Pkt. 10c; Oz. 15c; 2 Oz. 25c; ¼ Lb. 40c; Lb. \$1.25**

RHUBARB or Pie Plant

Rhubarb, also known as Pie Plant, or Wine Plant, is the earliest spring vegetable and is grown for its leaf stalks which are extensively used for pies and sauce.

Rhubarb succeeds best in deep, somewhat retentive soil and the richer this is and the deeper it is stirred, the better. Sow in drills an inch deep and thin out the plants to six inches apart. In the fall transplant into very highly manured and deeply stirred soil, setting them four to six feet apart each way and give a dressing of coarse manure every spring. The stalks should not be plucked until the second year. When a blossom stalk appears, it should be cut back well into the ground and the plant never allowed to exhaust itself by running to seed. Our seed is saved from selected plants of the Linnæus, Victoria, Giant and other improved sorts, but like the seeds of fruit trees, rhubarb seed cannot be relied upon to reproduce the same varieties.

SEED—Pkt. 10c; Oz. 15c; 2 Oz. 25c; ¼ Lb. 40c; Lb. \$1.50

ROOTS—by mail, prepaid, 20c each; by express or parcel post, not prepaid, \$1.00 per ten.

ROQUETTE A hardy annual, the leaves of which are long, smooth and glossy and when young are used like mustard for salads. When in condition for use the plants are from eight to ten inches high. Sow the seed in shallow drills about sixteen inches apart, in early spring and for succession every few weeks thereafter. Water freely. The young leaves will be ready for cutting in about six weeks from time of planting. **Pkt. 10c; Oz. 20c; 2 Oz. 35c; ¼ Lb. 60c; Lb. \$2.00**

SPINACH

No plant makes more palatable and nutritious greens than spinach when properly prepared. Seed should be planted in very rich ground, the richer the better. Sow in drills sixteen to twenty inches apart and thin to about six inches apart when the leaves are an inch wide. All should be cut before hot weather, while young and tender. For early spring use sow early in autumn and protect the plants with a light covering of leaves or straw, or plant as soon as the land can be worked in the spring. Under favorable conditions the leaves may be large enough for eating in eight weeks. South of Cincinnati spinach can be grown through the winter with very little or no covering.

Savoy Leaved This sort is known also as Bloomsdale and as Norfolk Savoy Leaved. It is a very early variety and one of the best to plant in autumn for early spring use. The plant is of upright growth, with thick, glossy, dark green leaves of medium size, pointed but quite broad, and crumpled or blistered like those of Savoy cabbage. It is hardy and grows rapidly to a suitable size for use, but runs to seed quickly in warm weather. Seed round. This spinach is suitable for the home garden and is much used by southern truckers. **Postpaid, Pkt. 10c; ¼ Lb. 15c; Lb. 35c. At purchaser's expense for transportation, 10 Lbs. \$2.50; 25 Lbs. \$5.50**

Broad Flanders An early and vigorous growing round seeded variety. The leaves are bright green, broad and thick with long petiole, usually broad arrow-shaped but sometimes rounded. The surface is fairly smooth or sometimes slightly crumpled. It is a most desirable bunching sort for market gardeners. **Postpaid, Pkt. 10c; ¼ Lb. 15c; Lb. 35c. At purchaser's expense for transportation, 10 Lbs. \$2.50; 25 Lbs. \$5.50**

Improved Thick Leaved A variety which grows rapidly, forming a cluster of very large, slightly crumpled leaves of deep green color and good quality. The leaves are usually broad arrow-shaped but sometimes rounded. This is an extensively used medium early sort for the market and home garden. Seed round. **Postpaid, Pkt. 10c; ¼ Lb. 15c; Lb. 35c. At purchaser's expense for transportation, 10 Lbs. \$2.50; 25 Lbs. \$5.50**


Early Giant Thick Leaved A strong growing early market variety with very large, thick leaves of fine, deep green color. The leaves are usually rounded or broad arrow-shaped and the surface is fairly smooth or slightly crumpled. Seed round. It is one of the most desirable medium early varieties, and is suitable for the home garden as well as market. **Postpaid, Pkt. 10c; ¼ Lb. 15c; Lb. 35c. At purchaser's expense for transportation, 10 Lbs. \$2.50; 25 Lbs. \$5.50**

Victoria An excellent variety, forming very large, exceedingly thick, very dark green leaves slightly crumpled in the center. The plant is large, compact and procumbent. The season is intermediate. The leaves are usually blunt or rounded at end but sometimes broad arrow-shaped. Seed round. The variety becomes fit for use nearly as early as any, remaining so much longer than most kinds. It is desirable for the market or home garden. **Postpaid, Pkt. 10c; ¼ Lb. 15c; Lb. 35c. At purchaser's expense for transportation, 10 Lbs. \$2.50; 25 Lbs. \$5.50**


King of Denmark Also known as "Antvorskov." Although the plants are ready for use almost as soon as the medium early sorts they remain in good condition from a week to two weeks after all other varieties have gone to seed. The plants are of rapid growth, resemble the Long Season in type but leaves are more crumpled or blistered and are of darker green color. The leaves are thick, stand well after cutting and are of good quality. One of the leading sorts for both the home and market gardener. (For further description see page 6) **Postpaid, Pkt. 10c; Oz. 15c; 2 Oz. 20c; ¼ Lb. 25c; Lb. 75c. At purchaser's expense for transportation, 10 Lbs. \$6.50; 25 Lbs. \$15.50**

Long Season A very dark green, crumpled variety, in general appearance similar to Savoy Leaved but considerably larger and broader in leaf, less crumpled and very much longer standing. Seed round. One of the very best for early spring and successional planting. **Postpaid, Pkt. 10c; ¼ Lb. 15c; Lb. 35c. At purchaser's expense for transportation, 10 Lbs. \$2.50; 25 Lbs. \$5.50**

Long Standing An improved round seeded strain of excellent quality, comparatively late in season but after reaching maturity it remains in condition for use much longer than most sorts. The plant is very large, becoming rather procumbent when mature. The leaves are usually very broad arrow-shaped or rounded, comparatively smooth and dark, rich green. This sort is extensively used by market gardeners. **Postpaid, Pkt. 10c; ¼ Lb. 15c; Lb. 35c. At purchaser's expense for transportation, 10 Lbs. \$2.50; 25 Lbs. \$5.50**



KING OF DENMARK



SAVOY LEAVED

Long Standing Prickly This variety is an improved strain of the long standing type of spinach that matures a little later than the round seeded sorts. The plant is very large at maturity, very vigorous and hardy, and yields a large quantity of medium sized leaves, which are usually rounded at the end, quite thick and uniformly dark green. Seed prickly. It is usually planted in the fall, but is also well adapted for spring use. Sometimes called Prickly Winter. **Postpaid, Pkt. 10c; ¼ Lb. 15c; Lb. 35c. At purchaser's expense for transportation, 10 Lbs. \$3.00; 25 Lbs. \$7.00**

New Zealand (*Tetragonia expansa*) Unlike true spinach in type and in that it thrives during hot weather and in any soil rich or poor. The tender shoots are of good quality and may be cut throughout the summer. The plant becomes very large and spreading. The leaves are comparatively small, broad and pointed. Plant three or four seeds in hills two feet apart each way. Germination of the seed can be hastened by soaking in warm water twenty-four hours. **Postpaid, Pkt. 10c; Oz. 15c; 2 Oz. 20c. ¼ Lb. 30c; Lb. \$1.00**

SQUASH

The squash is one of the most nutritious and valuable of garden vegetables. The summer varieties come to the table early in the season, while the fall and winter sorts can be had from August until the following spring. The winter varieties are very well adapted for stock feeding and we heartily recommend them for that purpose.

Squash plants are very tender and sensitive to cold and so planting must be delayed until settled warm weather. General methods of culture are the same as for cucumbers and melons, but the squash is less sensitive to unfavorable conditions of soil. Summer varieties should be planted four to five feet apart each way and winter sorts eight to twelve. Three plants are sufficient for a hill. In gathering the winter sorts care should be taken not to bruise or break the stem from the squash, as the slightest injury will increase the liability to decay. Winter squashes should be stored in a moderately warm, dry place and the temperature kept as even as possible. For those who desire very early squashes, seed can be planted in boxes, and transplanted.

Insect pests that attack the vines when small, such as the striped beetle, may be kept off by frequent dustings with air slaked lime, tobacco dust, soot or sifted ashes diluted with fine road earth. For the large squash bug, a good remedy is a kerosene emulsion. Probably the most effective way is to place a small piece of board, about 4x12 inches, on the ground near the plant. Towards evening or early in the morning the bugs may be gathered from under the boards and destroyed.

SUMMER VARIETIES

Long Island White Bush This is the earliest of the summer squashes. The vines are vigorous and very productive. The fruit are rather small and often nearly spherical, thick, with only a slight indication of a scallop. The skin is white, flesh tender and of good quality. Our stock of this variety is very uniform. Pkt. 10c; Oz. 15c; 2 Oz. 25c; ¼ Lb. 40c; Lb. \$1.25


Early White Bush Scallop This is the well known, very early, somewhat flattened scalloped bush squash of medium size. The color is creamy white with comparatively smooth surface. The vines are vigorous and very productive. This variety is also known as Patty Pan or Cymling. Pkt. 10c; Oz. 15c; 2 Oz. 25c; ¼ Lb. 40c; Lb. \$1.25

Mammoth White Bush Scallop An early maturing, somewhat flattened, scalloped bush squash, of largest size and the handsomest of the summer varieties for home garden and market. The fruits are uniformly warted and a beautiful, clear waxy white. The stock we offer of this variety is very superior. Pkt. 10c; Oz. 15c; 2 Oz. 25c; ¼ Lb. 40c; Lb. \$1.50


Early Yellow Bush Scallop A flattened, scalloped bush squash of largest size. The skin is deep orange. The flesh is pale yellow and of very good flavor. We have developed a strain of the old Yellow Bush Scallop which is fully as productive but uniformly larger and flatter than the old stock and has a very small seed cavity. This sort is extensively used for the home garden and market where a very large yellow scalloped squash is wanted. Pkt. 10c; Oz. 15c; 2 Oz. 25c; ¼ Lb. 40c; Lb. \$1.25

Summer Crookneck The well known standard sort, early and very productive. It matures the bulk of its crop a little earlier than the Mammoth Summer Crookneck. The fruits when fully grown are about one foot long, with uniformly crooked neck and surface densely warted. The color is bright yellow. The shell is very hard when the fruit is ripe. Pkt. 10c; Oz. 15c; 2 Oz. 25c; ¼ Lb. 40c; Lb. \$1.25

Mammoth Summer Crookneck The largest and one of the earliest of the crookneck summer squashes. The vines are of bush habit, larger and more vigorous than Summer Crookneck. The fruits when mature are very large, often one and one-half to two feet long, with exceedingly warted surface. The color is deep yellow. Its large size and attractive color make this variety a favorite with market gardeners as well as for home garden use. Pkt. 10c; Oz. 15c; 2 Oz. 25c; ¼ Lb. 40c; Lb. \$1.50



MAMMOTH WHITE BUSH SCALLOP



SUMMER CROOKNECK

Italian Vegetable Marrow

(*Cocozella di Napoli*) The vines are of bush habit and produce large, much elongated fruits, dark green at first, but as they mature becoming marbled with yellow and lighter green in stripes. The fruits are in best condition for the table when six to eight inches long but can be used when somewhat larger. The young fruits when sliced and fried in oil constitute a vegetable delicacy that is very tender and marrowy. Pkt. 10c; Oz. 20c; 2 Oz. 35c; ¼ Lb. 60c; Lb. \$2.00

SQUASH—Continued


AUTUMN AND WINTER VARIETIES

Delicious This is a fall and winter variety of medium size. Although not very thick the shell is rather hard and strong. Usually dark green but sometimes lighter in color and mottled. The flesh is thick, very fine grained and bright yellow in color. It is considered by many to be the best for markets where quality is appreciated as well as very desirable for the home garden. We have by continued and careful selection made a marked improvement in uniformity of type and we believe the seed we offer is equal to the best obtainable. **Pkt. 10c; Oz. 15c; 2 Oz. 25c; ¼ Lb. 40c; Lb. \$1.50**

Boston Marrow This is a very productive fall and winter variety of medium to large size, oval shape, and thin skin. It is much used for canning and making pies. The fruits when ripe are bright orange with a shading of light cream color. The flesh is of rich salmon-yellow color, fine grained and of excellent flavor, but not as dry as the Hubbard. **Pkt. 10c; Oz. 15c; 2 Oz. 25c; ¼ Lb. 40c; Lb. \$1.50**


Golden Hubbard Fruits of medium size, weighing from six to eight pounds and in shape are like the Hubbard, although in condition for use decidedly earlier. They are long keepers and can be held over in good condition for spring use. The shell is moderately warted, hard, strong and of a beautiful orange-red color, except for a bit of olive-green on the blossom end. The flesh is deep-orange, dry, fine grained and richly flavored. A very superior table variety. **Pkt. 10c; Oz. 15c; 2 Oz. 25c; ¼ Lb. 40c; Lb. \$1.50**

Hubbard One of the best of the winter squashes. The vines are vigorous and very productive. The fruits are large, heavy and moderately warted, with a very hard shell. The skin is uniformly dark bronze green. The flesh is bright orange-yellow, fine grained, thick, dry and richly flavored. This squash can be kept in good condition until spring. Our stock of this standard home garden and market variety is carefully selected in regard to quality of the flesh and color of the shell and is much superior to that sold as Chicago Warted or Warty Hubbard. **Pkt. 10c; Oz. 15c; 2 Oz. 25c; ¼ Lb. 40c; Lb. \$1.50**



SQUASH, HUBBARD

TOBACCO



TOBACCO, WHITE BURLEY

The seed should be sown as early as possible after danger of frost is over. It is customary to burn a quantity of brush and rubbish in the spring on the ground intended for the seed bed; then dig and pulverize the earth and mix with the ashes, after which the seed may be sown and covered a very lightly. When the plants are about six inches high, transplant into rows four or five feet apart each way. Cultivate thoroughly with plow and hoe.

STERLING. This well known sort is fine for wrappers, cutters and fillers. **Pkt. 10c; Oz. 60c; 2 Oz. \$1.00; ¼ Lb. \$1.75**

SWEET ORONOCO. This variety makes first class plug fillers and when sun cured is considered to be the best natural chewing leaf. **Pkt. 10c; Oz. 60c; 2 Oz. \$1.00; ¼ Lb. \$1.75**

WHITE BURLEY. A favorite for plug fillers and wrappers. **Pkt. 10c; Oz. 60c; 2 Oz. \$1.00; ¼ Lb. \$1.75**

PERSIAN ROSE. A high grade manufacturing variety. **Pkt. 10c; Oz. 65c; 2 Oz. \$1.15; ¼ Lb. \$2.00**

CONNECTICUT SEED LEAF. A hardy cigar variety, well adapted to growing in the middle and northern states. **Pkt. 10c; Oz. 50c; 2 Oz. 85c; ¼ Lb. \$1.50**

HAVANA. The leaf is very thin and is of fine texture. The variety is much used for cigar wrappers. **Pkt. 10c; Oz. 50c; 2 Oz. 85c; ¼ Lb. \$1.50**

TOMATO

Tomatoes do best on light, warm, not over-rich soil and success depends largely upon securing a rapid, vigorous and unchecked growth during the early part of the season. Sow in hotbed or in shallow boxes in the house from six to eight weeks before they can be set out of doors, which is when danger from frost is past; when the plants have four leaves transplant into shallow boxes or cold-frames, setting them four or five inches apart; give plenty of air and endeavor to secure a vigorous but steady and healthy growth, so that at the time of setting in the open ground they will be strong and stocky. Even a slight check while the plants are small will materially diminish their productiveness.

Set out of doors as soon as danger from frost is over, but before doing so harden off the plants by gradually exposing them to the night air and by the withdrawal of water until the wood becomes hard and the leaves thick and of a dark green color. Transplant carefully and cultivate well as long as the vines will permit. If to be grown without training, the plants are usually set from three to four feet apart each way according to the vigor of growth of the variety.

To insure best results in respect to early ripening as well as the amount and perfection of fruit, it is advisable to train up and trim the vines, especially if the patch is rather small. When the plants have been properly started and are six to ten inches high they will begin to throw out branches. Select the largest and most vigorous of these and pinch off all others except this one and the main stem. Care must be exercised not to pinch off the fruiting branches which, as they appear, can be distinguished by the buds that are formed very early. In a short time these two remaining branches will become equally vigorous and as ordinary varieties will grow four to six feet high during the season, they should be securely tied at intervals of about ten inches to a long stake, preferably two inches square, which has been securely set in near the root of the vine.

Fruit will set to almost any height desired if all side branches are kept trimmed off at intervals of a week. By such a method of training and trimming the fruits are kept clear from the ground and with free access of sunlight they ripen much earlier; the vitality, otherwise exhausted in superfluous branches and leaves, is utilized in forming fruits of largest size, greatest perfection of shape and best quality. For further cultural directions see books listed on inside of back cover.

All our Tomato seeds are from seed stocks carefully selected and saved by ourselves. We challenge comparison of our stocks with any offered.

Earliana Our strain of this first early sort is earlier and decidedly superior to much that is sold as Sparks' Earliana, and the extreme earliness of its large, smooth fruits makes it a very profitable tomato for market gardeners, as well as desirable for the home garden. The vines are small but vigorous and productive. The fruits are bright deep scarlet, medium to large, nearly round and exceptionally smooth for so early a variety. The fruits are borne in clusters near the base of the plant and the bulk of the crop ripens very early. Pkt. 10c; Oz. 35c; 2 Oz. 60c; ¼ Lb. \$1.00; Lb. \$3.50

Avon Early This new extra early scarlet fruited variety is the result of several years of careful selection at our Oakview Stock Seed Farm. The fruits are large for so early a variety, round or slightly flattened, deep scarlet red color, smooth, free from cracks and of fine quality. It produces ripe fruit as early as Earliana and continues to yield marketable fruit for a longer period than the other first early varieties. The vines are vigorous and very productive. We consider this a valuable addition to the list of early tomatoes for the market or home garden. (For further description see page 6) Pkt. 10c; Oz. 60c; 2 Oz. \$1.00; ¼ Lb. \$1.75; Lb. \$6.00

John Baer An extra early scarlet fruited variety of superior merit. The vines are very hardy and exceptionally productive. The fruits are the largest of the extra early sorts and are also most attractive in color. They are nearly round, smooth, firm and of excellent quality. It is one of the very earliest to ripen its first fruits and it continues to furnish marketable fruits much longer than other very early varieties. It is an invaluable sort for market gardeners, shippers and canners. Pkt. 10c; Oz. 40c; 2 Oz. 75c; ¼ Lb. \$1.10; Lb. \$4.00

Bonny Best The fruits of this desirable early sort are most attractive in shape and color. The crop ripens more uniformly than any other early scarlet fruited sort, and is of superior solidity and interior color. The vines are vigorous and produce a good crop of exceptionally round and deep fruits, bright deep scarlet in color and of very good quality. One of the best for gardeners whose trade demands fruits of beautiful shape and color. A very good variety for the early market and home garden. Pkt. 10c; Oz. 35c; 2 Oz. 60c; ¼ Lb. \$1.00; Lb. \$3.50

Chalk's Early Jewel One of the very best early tomatoes yet introduced. The vines are vigorous and very productive. The fruits are bright deep scarlet-red, nearly round or somewhat flattened, smooth, of large size and most excellent quality. They ripen very early and the pickings continue through a long season. One of the very best second early scarlet fruited sorts and on account of its large size, excellent quality and productiveness, one of the most satisfactory sorts for the home garden. Pkt. 10c; Oz. 35c; 2 Oz. 60c; ¼ Lb. \$1.00; Lb. \$3.50

Cooper's Special A distinct second early variety. The vines are about three feet tall, being intermediate in height between the dwarf and the tall growing sorts. The vines are sturdy and vigorous growing and produce good sized clusters of fruits of attractive shape and color. The fruits are of medium size, globe shaped, light purplish pink color, solid and meaty and of excellent flavor. Because of its compact habit of plant, desirable shape of fruits and excellent shipping qualities, this variety has proven a valuable one for the southern shipper and market grower. For the home garden it should prove equally valuable because of its superior yielding qualities over the strictly dwarf varieties and its compactness compared with the tall growing sorts. (See cut and further description, page 6) Pkt. 10c; Oz. 60c; 2 Oz. \$1.00; ¼ Lb. \$1.75; Lb. \$6.00

Gulf State Market Although this variety was developed primarily to meet the demands of tomato growers who ship to distant markets, its many excellent qualities make it also a very desirable sort for the home gardener or the grower for local markets. Fruits medium to large, round or globe shaped, show but little depression about stem and are smooth and free from cracks. Color deep purplish pink ripening well about the stem. The skin is firm and the flesh solid. Unsurpassed by any as a shipping variety and one of the most desirable home or market garden sorts. (For further description see page 6.) Pkt. 10c; Oz. 75c; 2 Oz. \$1.25; ¼ Lb. \$2.00; Lb. \$7.00



AVON EARLY

TOMATO—Continued

Early Detroit This splendid variety, introduced by us in 1909, is the largest and best of the early purplish pink tomatoes. The vines are vigorous and very productive. The fruits are very smooth, uniform in size, nearly globe-shaped, firm, and of excellent quality. Early Detroit is one of the most valuable shipping tomatoes yet produced. It is also desirable for the home garden and near markets. Pkt. 10c; Oz. 60c; 2 Oz. \$1.00; ¼ Lb. \$1.75; Lb. \$6.00

Acme This well known sort is sold also as Essex Early Hybrid. The vines are large, hardy and productive, ripening their first fruits very early, although not an extra early variety. The fruits are purplish pink, round, smooth and of medium size, free from cracks and stand shipment very well. Acme is also used extensively for the home garden. The flesh is solid and of excellent flavor. Pkt. 10c; Oz. 30c; 2 Oz. 55c; ¼ Lb. 90c; Lb. \$3.25

Early Michigan A second early, bright red variety of the best quality. The vines are vigorous and productive. The fruits are of medium size, very smooth and of very attractive crimson-scarlet color. Pkt. 10c; Oz. 30c; 2 Oz. 55c; ¼ Lb. 90c; Lb. \$3.25

Livingston's Globe A large, purplish pink, globe-shaped or very nearly round tomato of excellent quality. It is extensively used for shipping. The vines are very vigorous and productive. The fruits are rather uneven in size, but are very smooth and mature a little earlier than most midseason or main crop varieties. Pkt. 10c; Oz. 60c; 2 Oz. \$1.00; ¼ Lb. \$1.75; Lb. \$6.00

Improved Trophy A very large, midseason or main crop tomato, unsurpassed in rich, deep crimson-scarlet color and of excellent quality. The vines are large, vigorous and exceptionally productive. The fruits are very solid, smooth and of uniform size. The variety is desirable for canning and is also good for slicing. Repeated trials have proven our strain to be the largest of the main crop, smooth fruited tomatoes. It is also exceptionally good in interior color and regularity of fruit. Pkt. 10c; Oz. 40c; 2 Oz. 75c; ¼ Lb. \$1.10; Lb. \$4.00

Beauty The vines are large, vigorous and very productive. The fruits are large, purplish pink, exceptionally smooth and uniform in size, very solid and of excellent quality. This is one of the best midseason or main crop purplish pink sorts for table use. Pkt. 10c; Oz. 35c; 2 Oz. 60; ¼ Lb. \$1.00; Lb. \$3.50

Greater Baltimore This mid-season or main crop variety is extensively used for canning, and is also a desirable home garden sort. The fruits are of medium to large size, are solid and meaty and ripen evenly. Color, rich bright red. Similar to Stone, but fruits ripen earlier and average smaller. Pkt. 10c; Oz. 40c; 2 Oz. 75c; ¼ Lb. \$1.10; Lb. \$4.00

Stone One of the largest and most solid, main crop or late bright red varieties. It is unsurpassed for slicing and canning. The vines are large, vigorous and very productive. The fruits are bright deep scarlet, oval and very deep, exceptionally smooth and uniform in size. Our stock is distinctly superior to most of that offered under this name, being larger, smoother, more uniform and better colored. Pkt. 10c; Oz. 30c; 2 Oz. 55; ¼ Lb. 90c; Lb. \$3.00

Ponderosa A purplish pink, main crop tomato of the largest size. The vines are vigorous and very productive. The fruits are very solid, with exceptionally few seeds, fairly smooth and considered of very good quality, especially by those who prefer a tomato quite free from acid. It is very desirable for slicing. Pkt. 10c; Oz. 75c; 2 Oz. \$1.25; ¼ Lb. \$2.00; Lb. \$7.00

Dwarf Stone The vines are dwarf but vigorous and productive. Although an intermediate or rather late maturing variety, the fruits are of good color, being an attractive bright red, exceedingly smooth and very solid. It is a desirable sort for the home garden. We consider this the best of the large fruited dwarf tomatoes. Pkt. 10c; Oz. 45c; 2 Oz. 80c; ¼ Lb. \$1.25; Lb. \$4.50

Dwarf Champion This is sometimes sold as the "Tree Tomato." It is a second early or main crop, purplish pink variety, especially desirable where garden space is limited. The vines are about two feet high, vigorous, upright and compact. The fruits are medium sized, exceptionally smooth and of very good quality. Our stock is a very superior strain with more even, smoother fruit than the original. Pkt. 10c; Oz. 50c; 2 Oz. 85c; ¼ Lb. \$1.40; Lb. \$5.00

Golden Queen The fruits are large and smooth, of bright golden yellow color, sometimes with a slight blush of red. They are as smooth and well shaped as the best of the red varieties and are of superior flavor. Pkt. 10c; Oz. 35c; 2 Oz. 60c; ¼ Lb. \$1.00; Lb. \$3.50

Peach Desirable for preserving or for table decoration. The fruits resemble a peach in shape and size and the color a light terra cotta red with a delicate bloom. The flesh is tender and of good flavor. Pkt. 10c; Oz. 45c; 2 Oz. 80c; ¼ Lb. \$1.25; Lb. \$4.50

WHITE APPLE. The fruits are about one and one-half inches in diameter, round, perfectly smooth and of yellowish white color. Flesh very mildly flavored and delicate. Pkt. 10c; Oz. 45c; 2 Oz. 80c; ¼ Lb. \$1.25; Lb. \$4.50

RED PEAR. Used for preserves and to make "tomato figs." Fruits bright red, distinctly pear shaped and of excellent flavor. Our stock is the true small pear shaped. Pkt. 10c; Oz. 45c; 2 Oz. 80c; ¼ Lb. \$1.25; Lb. \$4.50


YELLOW PEAR. Fruits similar to the Red Pear, but of rich, clear, yellow color and quite distinct from the variety sometimes sold under this name. Pkt. 10c; Oz. 45c; 2 Oz. 80c; ¼ Lb. \$1.25; Lb. \$4.50

YELLOW PLUM. Fruits plum shaped, of clear, deep yellow color; flesh yellow and finely flavored. Esteemed for preserves. Pkt. 10c; Oz. 45c; 2 Oz. 80c; ¼ Lb. \$1.25; Lb. \$4.50

RED CHERRY. Fruits small, about five-eighths of an inch in diameter, perfectly round and smooth. Fine for pickles and preserves. Pkt. 10c; Oz. 45c; 2 Oz. 80c; ¼ Lb. \$1.25; Lb. \$4.50

YELLOW CHERRY. This variety differs from Red Cherry in color only. Pkt. 10c; Oz. 45c; 2 Oz. 80c; ¼ Lb. \$1.25; Lb. \$4.50

YELLOW HUSK OR GROUND CHERRY. Very sweet, mild flavor; used for preserves. Vines low and spreading. Fruits small, about one-half inch in diameter, enclosed in a loose husk. The seed we offer is that of the true Yellow Ground Cherry. Pkt. 10c; Oz. 45c; 2 Oz. 80c; ¼ Lb. \$1.25; Lb. \$4.50



EARLY DETROIT

TURNIP

The value of Turnips and Ruta Bagas for feeding stock in fall and winter is not fully appreciated, as they are much liked by all kinds of stock and serve to keep them in good condition. They should not be fed, however, in large quantities to milch cows, or the flavor of the milk will be disagreeably affected. We recommend that farmers increase their sowings largely, for we are sure the crop will prove remunerative for stock feeding as well as for table use when the roots are comparatively small.

Both of these wholesome vegetables are very easily affected in their form and flavor by soil, climate, and mode of culture. The Turnip plant is distinguished from the Ruta Baga by its rougher leaves; the root usually matures earlier and is smoother.

For summer use sow early in spring in light, rich or new soil, in drills one and one-half to two feet apart according to the size of the variety and cover one-half inch deep, or sow broadcast, but in either case be sure to have the ground rich and freshly stirred. Thin early and keep free from weeds so that the young plants will not be checked in growth. Any overcrowding will result in rough and poorly flavored roots. It is important to get the spring and summer crop started very early so that the turnips may have time to grow to sufficient size before hot weather causes them to become tough and bitter.

In the middle and western states sow for fall and main crop from the middle of June to the first of August and in the manner given for spring sowing. In the field, turnips are often sown broadcast, though in most cases better results are obtained by drill culture; good results from broadcast sowing are often obtained on new and burned over land where the weeds are not likely to be troublesome.

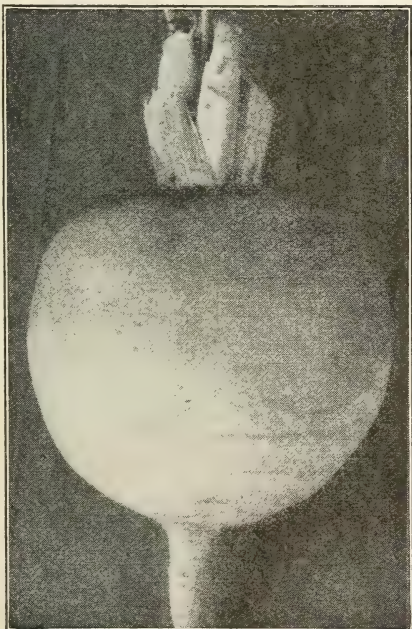
Especially where not properly sown and cultivated, turnips are sometimes affected by the root maggot and the flea beetle. Among the remedies employed for the maggot are the application of a carbolic acid emulsion, or of sand and kerosene, or of bisulphide of carbon to the soil about the roots when small. A preventive that is considered much better is a rotation of crops. The flea beetle may be checked by spraying the plants with Bordeaux mixture, or a nicotine preparation such as black leaf 40, or by sprinkling with Paris green diluted with land plaster in the ratio by bulk of one to fifty.

For winter keeping, store the turnips in a cool cellar and cover with sand or turf to keep them fresh. Another method is to put them in a pit dug in dry soil where there will be no danger of water standing and to cover with straw overlaid with earth sufficiently deep to keep out frost.

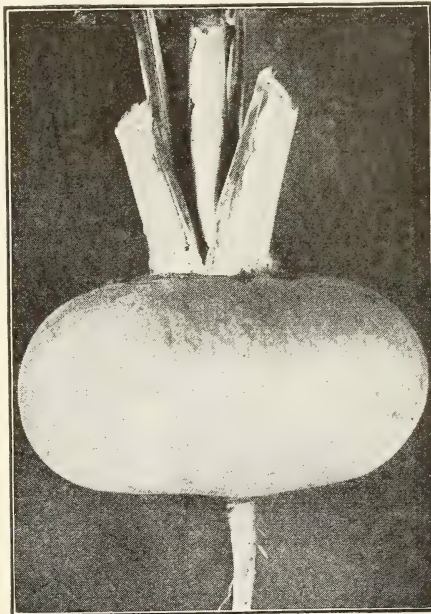
Extra Early White Milan This variety is remarkably early. The tops are very small, strap leaved, upright and compact, so that rows can be planted close together. The roots are clear white, very smooth, flat and are of best quality when only about two inches in diameter. The flesh is clear white, mild, sweet and tender. Very desirable for early use, especially for forcing. **Pkt. 10c; Oz. 15c; 2 Oz. 25c; ¼ Lb. 40c; Lb. \$1.25**

Extra Early Purple Top Milan Similar to Extra Early White Milan except that the roots are a little flatter and an attractive purple-red on the upper portion. Well adapted for forcing. All in all, the Milan turnips leave nothing more to be desired in the way of an extra early garden turnip. **Pkt. 10c; Oz. 15c; 2 Oz. 25c; ¼ Lb. 40c; Lb. \$1.25**

White Egg An early, oval or egg-shaped variety with smooth, clear white roots of medium size which grow half out of the ground. The tops are small with leaves distinctly cut. The flesh is clear white, firm, fine grained and sweet. The roots of this quick growing garden sort when in best condition for use are usually about two inches in diameter and about three and one-half inches long. **Pkt. 10c; Oz. 15c; 2 Oz. 20c; ¼ Lb. 30c; Lb. \$1.00**



PURPLE TOP WHITE GLOBE



EARLY PURPLE TOP, STRAP LEAVED

Early White Flat Dutch, Strap Leaved A very early, white turnip, extensively used for the table, especially in the southern states. The leaves are entire, toothed on the margin but not divided or lobed, and are upright in growth. The roots are of medium size, flat, very white fleshed, fine grained and sweet. The roots when in best condition for table use are about two and one-half inches in diameter. This variety is also grown as a field crop. **Pkt. 10c; Oz. 15c; 2 Oz. 20c; ¼ Lb. 25c; Lb. 75c.**

Early Purple Top, Strap Leaved A very early strap leaved variety, very extensively used for the table. The leaves are few, entire, upright in growth. The roots are flat of medium size, purple or dark red above ground, white below. The flesh is white, fine grained and tender. Roots when in best condition for table use are about two and one-half inches in diameter but can be grown much larger for stock feeding. This sort is also known as Early Red Top, Strap Leaved. **Pkt. 10c; Oz. 15c; 2 Oz. 20c; ¼ Lb. 25c; Lb. 75c.**

Purple Top White Globe This excellent table variety is globular in shape, of good size and very attractive appearance. The roots are large, purple or dark red above ground, white below. The flesh is white, fine grained and tender. The roots when in best condition for the table are about three inches in diameter, but can be grown much larger for stock feeding. This sort keeps well for so early a variety and is one of the best for market use. It is also known as Red Top White Globe. **Pkt. 10c; Oz. 15c; 2 Oz. 20c; ¼ Lb. 25c; Lb. 80c.**

Cow Horn or Long White This variety is clear white, except a little shade of green at the top of the root, which is long and carrot-like in form, cylindrical but usually ending in a point, and slightly crooked. The roots are often twelve to fifteen inches long by about two and one-half inches in diameter and grow about three inches out of the ground. The flesh is fine grained and well flavored, and for table use is in best condition when the roots are about two inches in diameter. Desirable for stock feeding and has obtained considerable favor as a market sort. The variety is of very rapid growth and well adapted for fall and early winter use. **Pkt. 10c; Oz. 15c; 2 Oz. 20c; ¼ Lb. 25c; Lb. 75c.**

TURNIP—Continued

Large White Norfolk This sort is usually grown for feeding stock, and although a little coarse in texture it is of good quality for the table, but for the latter purpose is in best condition when the roots are about four inches in diameter. The roots are white and smooth, grow to the largest size, and are globe-shaped or slightly flattened. The variety is allowed to stand out during the winter in the south where the tops are used for greens. **Pkt. 10c; Oz. 15c; 2 Oz. 20c; ¼ Lb. 25c; Lb. 75c.**


Pomeranean White Globe One of the most productive kinds and in good, rich soil the roots will frequently grow to twelve pounds in weight. The roots are globe-shaped or slightly flattened; skin very white and smooth. This sort is used for stock feeding and is also good for table use if pulled when the roots are not more than four to five inches in diameter. Where the winters are mild the tops are used for greens. **Pkt. 10c; Oz. 15c; 2 Oz. 20c; ¼ Lb. 25c; Lb. 75c.**

Seven Top This sort is cultivated extensively in the south for the tops which are used for greens. In many sections it is a favorite green feed for stock and its use like Rape for a pasture crop is quite general. This sort is very hardy and the growth usually continues throughout the winter. The variety is not generally depended on for the root since the tops are produced so abundantly. **Pkt. 10c; Oz. 15c; 2 Oz. 25c; ¼ Lb. 40c; Lb. \$1.50**

Southern Prize Superior to Seven Top as usually sold and extensively grown in the south where the tops furnish an abundance of cuttings. These are valued highly for salad or greens. The roots of Southern Prize are valuable as well as the tops, being remarkably large, symmetrical and excellent for feeding stock. A favorite for forage in the Virginias and Carolinas where it usually thrives throughout the winter without protection. **Pkt. 10c; Oz. 15c; 2 Oz. 25c; ¼ Lb. 40c; Lb. \$1.50**

YELLOW FLESHED VARIETIES

Large Amber Globe One of the best yellow fleshed varieties, grown usually for stock feeding. The roots are of large size and of globular shape. The skin



POMERANEAN WHITE GLOBE


is clear yellow except the top which is tinged with green. The flesh is light yellow, fine grained and sweet. The variety keeps well and is a good cropper. **Pkt. 10c; Oz. 15c; 2 Oz. 20c; ¼ Lb. 25c; Lb. 80c.**

Yellow Stone The roots are of medium size, uniformly globular and perfect in shape. The skin is smooth and of attractive pale yellow color. The flesh is pale yellow, crisp, very tender and of exceptionally good quality. The roots are suitable for table use when three to four inches in diameter, but are more generally used for stock feeding. **Pkt. 10c; Oz. 15c; 2 Oz. 20c; ¼ Lb. 25c; Lb. 80c.**

Yellow Globe A round, smooth, light yellow turnip of medium size. The flesh is crisp, firm and of very good quality for the table or for stock feeding. The roots are in best condition for table use when three to four inches in diameter. This sort keeps well and is a good cropper. **Pkt. 10c; Oz. 15c; 2 Oz. 20c; ¼ Lb. 25c; Lb. 80c.**

Orange Jelly or Golden Ball A distinct variety, one of the most delicately flavored of the yellow fleshed turnips. The tops are small. The roots are medium sized, round, very smooth and with deeper yellow skin than most of this class. The flesh is firm, crisp and of most excellent quality. The roots are in best condition for table use when about three inches in diameter. This variety is of quick growth, adapted to spring as well as fall planting, and keeps exceptionally well. Known also as Robertson's Golden Ball. **Pkt. 10c; Oz. 15c; 2 Oz. 20c; ¼ Lb. 25c; Lb. 75c.**

Purple Top Yellow Aberdeen A medium sized, round, late maturing, long keeping, yellow fleshed turnip. Roots yellow with purple top. Flesh pale yellow and of very firm texture, approaching the Ruta Baga in this regard, but tender and sweet. Since it requires a longer time to mature, the seed should be sown about two weeks earlier than most sorts. It is hardy, productive and valuable for stock feeding. **Pkt. 10c; Oz. 15c; 2 Oz. 20c; ¼ Lb. 25c; Lb. 75c.**



ORANGE JELLY OR GOLDEN BALL

RUTA BAGA OR SWEDE

The uses and value of the Ruta Baga are much the same as those of the Turnip. The Ruta Bagas as a class have firmer flesh than Turnips but require a longer season for maturing and usually are more esteemed for winter use, while Turnips are better adapted for the early market. Under most conditions of growth Ruta Baga roots are not so smooth on the surface nor as symmetrical in shape as Turnips but yield heavily, are superior keepers and are the more prized for stock feeding.

Sow the seed from the middle of June to the middle of July, in ground previously enriched with well-rotted manure, in drills about two and one-half feet apart, covering about one-half inch deep. Thin the young plants eight to twelve inches apart in the row. When the roots are full grown and before hard freezing weather, pull them, cut off the tops and store in a root cellar or pit. Ruta Bagas are sometimes sown broadcast and left to take chances with the weeds but the crop is seldom a success, though occasionally on new clearings free from weed seed, fair results are obtained.

American Purple Top or Improved Long Island A strain of Purple Top Yellow ruta бага of American origin, selected to a smaller top and much shorter neck than is usually found, while the roots are a little more globular, grow to a large size and are of the finest quality. Excellent for table use and stock feeding. We consider this one of the most desirable sorts. **Pkt. 10c; Oz. 15c; 2 Oz. 20c; ¼ Lb. 25c; Lb. 75c.**

Bangholm This purple top sort is excellent both in shape and quality. The roots are of large size, slightly tankard shaped, with small neck and few or no side roots. The variety yields well. The skin is yellow with purple top. The flesh is yellow, sweet and solid. **Pkt. 10c; Oz. 15c; 2 Oz. 20c; ¼ Lb. 25c; Lb. 65c.**

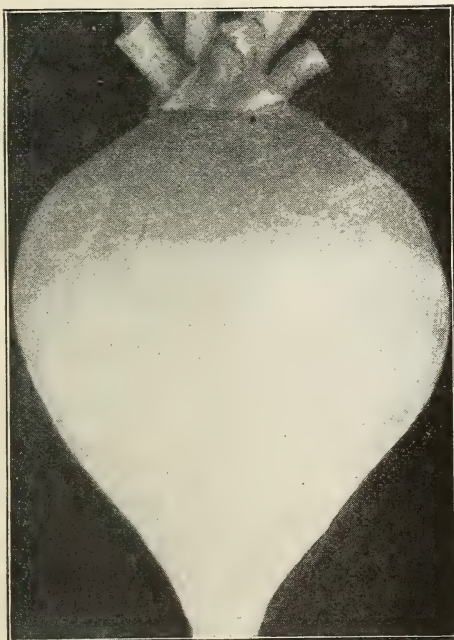
Carter's Imperial Purple Top Excellent for table use or feeding stock. Roots nearly round; skin yellow with purple top; flesh yellow, solid and sweet. Hardy and yields heavily. **Pkt. 10c; Oz. 15c; 2 Oz. 20c; ¼ Lb. 25c; Lb. 65c.**

D. M. Ferry & Co's Improved Purple Top Yellow A hardy and productive variety having but little neck. The roots are large, slightly oblong or nearly globe-shaped, fairly smooth, with comparatively small tap root. Color purplish-red above ground and bright yellow beneath. Flesh yellow, of solid texture, crisp and of very good quality. **Pkt. 10c; Oz. 15c; 2 Oz. 20c; ¼ Lb. 25c; Lb. 75c.**

Drummond's An improved strain of Purple Top Swede, excellent in uniformity of shape, color and quality. This yellow fleshed variety is considered by many an excellent table sort. **Pkt. 10c; Oz. 15c; 2 Oz. 20c; ¼ Lb. 25c; Lb. 75c.**

Golden Neckless An all yellow variety with globular roots of large size and very small neck. Flesh fine grained and of excellent quality. A heavy yielder and a good keeper. **Pkt. 10c; Oz. 15c; 2 Oz. 20c; ¼ Lb. 25c; Lb. 80c.**

Hall's Westbury A large, round purple top variety, a good keeper and very heavy yielder, which it is claimed will endure dry weather better than most sorts. Skin yellow with purple top. Flesh yellow, firm and of good quality. **Pkt. 10c; Oz. 15c; 2 Oz. 20c; ¼ Lb. 25c; Lb. 75c.**



SWEET PERFECTION WHITE



BANGHOLM

Hartley's Bronze Top A very large, oval swede with very short neck. The color of the root is yellow, with bronze green top. This is a favorite sort in Canada and can be depended upon to give good satisfaction. Similar to Kangaroo. **Pkt. 10c; Oz. 15c; 2 Oz. 20c; ¼ Lb. 25c; Lb. 75c.**

Monarch or Tankard A yellow fleshed sort, having very large, tankard shaped roots with relatively small neck and tops. The color is purplish-red above ground, yellow beneath. The flesh is very solid, fine grained and sweet. Sometimes sold as Elephant or Jumbo. **Pkt. 10c; Oz. 15c; 2 Oz. 20c; ¼ Lb. 25c; Lb. 75c.**

Skirving's King of Swedes Though this purple top, round or slightly oval sort reaches a large size it is of most excellent quality. The flesh is yellow. **Pkt. 10c; Oz. 15c; 2 Oz. 20c; ¼ Lb. 25c; Lb. 75c.**

Sutton's Champion Roots large, spherical, purple on top; flesh yellow, tender and sweet. An excellent keeper and yields heavily. **Pkt. 10c; Oz. 15c; 2 Oz. 20c; ¼ Lb. 25c; Lb. 65c.**

Sweet Perfection White Absolutely neckless. Tops small, strap leaved; flesh white and unusually fine grained. Vigorous in growth and usually yields better than the yellow fleshed sorts. While valuable for stock feeding, the white flesh is so excellent in quality that it is particularly desirable for table use. **Pkt. 10c; Oz. 15c; 2 Oz. 20c; ¼ Lb. 25c; Lb. 80c.**

Universal or Canadian Gem Roots nearly round, purple above ground, yellow beneath; very small in top and neck; flesh yellow and of excellent quality. Exceptionally hardy and vigorous. Sometimes sold as Century. **Pkt. 10c; Oz. 15c; 2 Oz. 20c; ¼ Lb. 25c; Lb. 75c.**

White or Sweet Russian An excellent keeper and very desirable either for the table or for stock. The tops are small, with leaves cut at the edges. The roots are very large, nearly globe shaped or somewhat top shaped with small neck; color white with a shade of green or bronze at the top. The flesh is white, very firm and sweet. **Pkt. 10c; Oz. 15c; 2 Oz. 20c; ¼ Lb. 25c; Lb. 65c.**

Yellow Swede Roots oblong, dull reddish color above ground but yellow underneath. This sort is harder than the common turnip and will keep solid until spring. **Pkt. 10c; Oz. 15c; 2 Oz. 20c; ¼ Lb. 25c; Lb. 65c.**

AROMATIC, MEDICINAL AND POT HERBS

Most of the varieties of herbs thrive best on sandy soil and some are stronger and better flavored when grown on that which is rather poor. In all cases the soil should be carefully prepared and well cultivated, as the young plants are for the most part delicate and easily choked out by weeds.

Sow as early as the ground can be made ready, in drills sixteen to eighteen inches apart, taking pains that the soil is fine and pressed firmly over the seed, or they may be planted as a second crop—the seeds sown in beds in April and the plants set out in June. Most of them should be cut when in bloom, wilted in the sun and thoroughly dried in the shade.

ANISE (*Pimpinella anisum*) An annual herb cultivated principally for its seeds which have a fragrant, agreeable smell and a pleasant taste; used medicinally for aromatic cordials, colic and nausea. The leaves are sometimes used for garnishing and flavoring. Plant of slender upright growth with deeply cut foliage; flowers small, yellowish white, borne in large loose umbels. Pkt. 10c; Oz. 15c; 2 Oz. 25c; ¼ Lb. 40c; Lb. \$1.50

BALM (*Melissa officinalis*) A perennial herb, easily propagated by division of the root or from seed. The leaves have a fragrant odor similar to lemons and are used for making balm tea for use in fevers and a pleasant beverage called balm wine. Plant one to two feet high, hairy, loosely branched with ovate leaves; flowers white or pale yellow in loose axillary clusters. Pkt. 10c; Oz. 50c.

BASIL, SWEET (*Ocimum basilicum*) A hardy aromatic annual. The seeds and stems have a strong flavor and are used in soups and sauces. Plant about eighteen inches high, branching, with ovate toothed leaves; flowers white or bluish white in leafy terminal racemes or spikes. Pkt. 10c; Oz. 25c; 2 Oz. 40c; ¼ Lb. 75c.

BORAGE (*Borago officinalis*) A hardy annual used as a pot herb and for bee pasturage. The bruised leaves immersed in water give it an agreeable flavor and are sometimes used in salads to give a cucumber-like taste. Plant of coarse growth, hairy, with large oval leaves; flowers blue or purplish in racemes. Pkt. 10c; Oz. 20c; 2 Oz. 35c; ¼ Lb. 60c; Lb. \$2.00

CARAWAY (*Carum carui*) A well known herb, cultivated for its seeds, which are used in confectionery, cakes, etc. The leaves are sometimes used in soups, for flavoring liquors and for colic in children. Plant one and one-half to two feet high, with finely cut foliage and clusters of small, white flowers. Plants never seed till the second year. Pkt. 10c; Oz. 15c; 2 Oz. 25c; ¼ Lb. 40c; Lb. \$1.25

CORIANDER (*Coriandrum sativum*) A hardy annual cultivated for its seed which has an agreeable taste and is used in confectionery and to disguise the taste of medicine. Gather on a dry day, bruising the stems and leaves as little as possible, for when injured they have a disagreeable odor which they impart to the seed. Plant slender, two to two and one-half feet high, strong smelling, with smooth, finely cut foliage and small white flowers. Pkt. 10c; Oz. 15c; 2 Oz. 20c; ¼ Lb. 25c; Lb. 75c.

DILL MAMMOTH (*Anethum graveolens*) An annual of aromatic odor and warm pungent taste. Its seeds are used for seasoning. It possesses medicinal properties but its largest use is for making Dill pickles. Plant branching, two to three feet high; leaves very much cut into thread-like segments. Pkt. 10c; Oz. 15c; 2 Oz. 20c; ¼ Lb. 30c; Lb. \$1.00

FENNEL, SWEET (*Foeniculum officinale*) A hardy perennial. The seeds of this aromatic herb have a pleasant taste, and are sometimes used in confectionery, also in various medicinal preparations. The young shoots are sometimes eaten raw and are used in salads, soups and fish sauces. Plant very branching, two to four feet high, with dense thread-like foliage; flowers light yellow in large loose umbels. Seed oval. Pkt. 10c; Oz. 15c; 2 Oz. 20c; ¼ Lb. 30c; Lb. \$1.00

HOREHOUND (*Marrubium vulgare*) A perennial herb with an aromatic odor and a bitter, pungent taste. It is a tonic and enters largely into the composition of cough syrups and lozenges. Laxative in large doses. Will thrive in any soil but is stronger if grown on light, poor land. Plant spreading, one to two feet high; leaves ovate, roughened, covered with whitish down; flowers small, white, borne at axils of leaves. Pkt. 10c; Oz. 30c; 2 Oz. 55c; ¼ Lb. 90c; Lb. \$3.00

HYSSOP (*Hyssopus officinalis*) A hardy perennial with an aromatic odor and a warm, pungent taste. It is a stimulant, expectorant and mild tonic. The flowering summits and leaves are the parts used. It does best on dry, sandy soil. Plant upright with narrow glossy dark green leaves; flowers small, borne in whorled spikes, blue, sometimes white or pink. Pkt. 10c; Oz. 50c.

LAVENDER (*Lavandula spica*) A hardy perennial, growing about two feet high. It is used for the distillation of lavender water or dried and used to perfume linen. It should be picked before it becomes dry and hard, and dried quickly. The seed is of rather slow and uncertain germination. Plant erect, with slender grayish green leaves and small violet-blue flowers. Pkt. 10c; Oz. 25c; 2 Oz. 40c; ¼ Lb. 75c; Lb. \$2.50

MARJORAM, SWEET (*Origanum marjorana*) An aromatic herb for seasoning. The young tender tops and leaves are used green in summer to flavor broths, dressings, etc., and are also dried for winter use. Usually grown as an annual as it is not hardy enough to endure the winter of the northern states. Plant erect but branching with small oval grayish green leaves and small purplish or whitish flowers. Pkt. 10c; Oz. 25c; 2 Oz. 40c; ¼ Lb. 75c; Lb. \$2.25

ROSEMARY (*Rosmarinus officinalis*) A hardy perennial, with fragrant odor and a warm bitter taste. The leaves are used for flavoring meats and soups, and for medicinal drinks. Plant erect, branching with small slender leaves and small light blue flowers. The blossoms form the principal ingredient in the distillation of toilet waters. Plants do not reach a size suitable for use until the second season. Pkt. 10c; Oz. 80c.



SAGE

RUE (*Ruta graveolens*) A hardy perennial with a peculiar, unpleasant smell. The leaves are bitter and so acrid as to blister the skin. It is a stimulant and antispasmodic but must be used with great caution, as its use sometimes results in serious injury. It must not be suffered to run to seed and does best on poor soil. Plant one and one-half to two feet high, becoming woody at the base; leaves much divided; flowers yellow. Pkt. 10c; Oz. 50c.

SAFFRON (*Carthamus tinctorius*) A hardy annual. Cultivated for its flowers which are used principally for coloring, sometimes for flavoring and to make the cosmetic powder called rouge. The flowers should be picked while in full bloom. Plant upright in growth, one to three feet high; leaves ovate, prickly; flower-heads yellow, thistle-like. Pkt. 10c; Oz. 50c.

SAGE (*Salvia officinalis*) One of the most extensively used herbs for seasoning. It is also believed to possess medicinal properties. Hardy perennial, about fifteen to eighteen inches high. Plant very branching; flowers usually blue, sometimes pink or white; leaves grayish green, oval, wrinkled. Cut the leaves and tender shoots just as the plant is coming into flower and dry quickly in the shade. The plants will survive the winter and may be divided. If this is done they will give a second crop superior in quality. Pkt. 10c; Oz. 25c; 2 Oz. 40c; ¼ Lb. 75c; Lb. \$2.50

SAVORY, SUMMER (*Satureia hortensis*) A hardy aromatic annual twelve to fifteen inches high, the dried stems, leaves and flowers of which are extensively used for seasoning, especially in dressings and soups. Plant erect, branching; leaves small, narrow; flowers small, purple, pink or white, borne in short spikes. Pkt. 10c; Oz. 20c; 2 Oz. 35c; ¼ Lb. 60c; Lb. \$2.00

THYME (*Thymus vulgaris*) An aromatic perennial herb, eight to ten inches high, used principally for seasoning. Plant very branching with wiry foliage and small lilac flowers. Sometimes the leaves are used to make a tea for the purpose of relieving nervous headache. Sow as early as the ground will permit. Pkt. 10c; Oz. 40c; 2 Oz. 75c; ¼ Lb. \$1.10; Lb. \$4.00

WORMWOOD (*Artemisia absinthium*) A perennial plant of fragrant and spicy odor, but with intensely bitter taste. The leaves are used as a tonic, vermifuge and as a dressing for fresh bruises. Plant erect, two to three feet high, with much divided leaves and loose clusters of small light yellow flowers. It may be raised from seed, propagating by cuttings or dividing the roots. A dry, poor soil is best adapted to bring out the peculiar virtues of this plant. Pkt. 10c; Oz. 30c.



LAWN GRASS SEED

Prices on Grass Seeds subject to change. The pound prices include postage; 10 pound prices are by freight or express, at purchaser's expense.

The essentials for a fine lawn are: First, a rich, well drained soil; second, careful preparation of the ground, making it as fine and smooth and mellow as possible; third, a wise selection of seeds; fourth, sowing at such a time as to give the young plants a chance to become well established before being subjected to very dry or cold weather or to the direct rays of the hot summer sun. However much care is bestowed on the soil and seed, no lawn will be beautiful without frequent mowing and rolling. Too much care cannot be bestowed upon the selection of grasses, as some varieties are the most luxuriant in spring, others in summer, others again in autumn and a combination of the proper sorts is required for a perfect, carpet-like lawn. It may be planted early in spring or fall and should be sown at the rate of sixty to one hundred pounds per acre. If sown in the spring, sow as early as possible, making the surface very fine and smooth, then raking it over and sowing the seed just before a rain which, if the surface has just been raked, will cover the seed sufficiently. For fall seeding sow before the autumn rains and early enough to enable the young grass to become well established before very cold weather, when a light dressing of manure should be given.

Extra Fine Mixed (*Central Park Mixture*) We have given much thought and made many experiments to secure the best selection and think our Central Park Mixture is the best possible for permanent lawns. One pound is the minimum quantity sufficient to sow 600 square feet. **Lb. 75c. postpaid. At purchaser's expense for transportation; 10 Lbs. \$6.00.**

Fine Mixed Lawn Grass A thoroughly first-class mixture made of the best and cleanest grades of those varieties used and best adapted to general lawn purposes. **Lb. 60c. postpaid. At purchaser's expense for transportation; 10 Lbs. \$4.50.**

Shady Lawn Mixture This is a selection of fine grasses which thrive under the shade of trees or buildings where there is little sun. **Lb. \$1.00 postpaid. At purchaser's expense for transportation; 10 Lbs. \$8.50.**

Mixtures for Golf Links While there are on the market numerous ready prepared golf mixtures of more or less value, we have found that the best results are obtained by giving individual attention to each customer and making a special mixture to suit his needs. Write us a description of your links, telling what the nature of the soil is, how drained, how much it has the sun, whether the winters are long or open and whether the summers are wet or dry and we will offer you two or more mixtures especially adapted to the various parts of your grounds.

GRASS SEEDS

Prices on Grass Seeds subject to change.

Canadian Blue Grass (*Poa compressa*) A hardy perennial with creeping root-stalks which form a strong turf. It withstands drought better than most cultivated grasses and is especially valuable in Lawn Grass mixtures. It succeeds best on clay soils but does well on sandy soils, being better adapted for use on sterile knolls and barren fields than probably any other cultivated grass. For hay or pasturage it is best sown with other grasses. Height six to twenty inches. **Lb. 60c. postpaid; for larger lots inquire for prices.**

Kentucky Blue Grass (*Poa pratensis*) **Fancy Clean.** Kentucky Blue Grass is the most nutritious, hardy and valuable of all northern grasses. Sown with White Clover it forms a splendid lawn; for this purpose use not less than fifty-four pounds of Blue Grass and six pounds of White Clover per acre. If sown by itself for meadow or pasturage use about twenty-eight pounds per acre. **Lb. 60c. postpaid; for larger lots inquire for prices.**

Creeping Bent Grass (*Agrostis stolonifera*) This is particularly valuable for lawns that are to be used for croquet grounds or for tennis courts, because it is benefited more than hurt by tramping and by its bright color adds to the beauty of the lawn. **Lb. \$1.50**

Perennial Rye Grass (*Lolium perenne*) A very valuable variety for permanent pasture. Succeeds well on almost any soil, but is particularly adapted to moderately moist or irrigated lands. Sow thirty to forty pounds per acre in spring. **Lb. 30c. postpaid; for larger lots inquire for prices.**

Red or Creeping Fescue (*Festuca rubra*) A creeping rooted grass, resisting extreme drought, and especially adapted for forming a close and lasting turf in shady places. Valuable also for exposed hillsides, and golf courses. Sow thirty pounds per acre. **Lb. 60c. postpaid; for larger lots inquire for prices.**

Red Top (*Agrostis vulgaris*) **Fancy (Cleaned from Chaff)** In Pennsylvania and states farther south this is known as *Herd's Grass*, a name applied in New England and New York to Timothy. It is valuable for low, wet meadows, producing a large return in good hay. Sow in spring or fall at the rate of eight to ten pounds per acre. **Lb. 60c. postpaid; for larger lots inquire for prices.**

Crested Dog's-Tail (*Cynosurus Cristatus*) A stoloniferous perennial forming a smooth, compact lasting turf. Thrives best on rich moist land but it can adapt itself to almost any soil. Its roots penetrate deeply thus enabling it to stand severe drouths. The color is the same as that of Kentucky Blue Grass and it is therefore excellent in mixture with that sort for lawns. If sown alone 30 lbs. to the acre is none too much but it is recommended only in mixtures with other sorts. **Lb. 60c; for larger lots inquire for prices.**

Timothy (*Phleum pratense*) The most valuable of all the grasses for hay, especially in the north. Thrives best on moist, loamy soils of medium tenacity. It should be cut just when the blossom falls. Sow early in the spring or fall, twelve pounds per acre, if alone, but less if mixed with other grasses. **Lb. 20c. postpaid; for larger lots inquire for prices.**

CLOVER SEEDS

Prices of all articles quoted on this page subject to change.

Alfalfa, Domestic (*Medicago sativa*) This deep-rooted leguminous perennial is the principal hay and forage plant in arid sections of the western states and is also used successfully in the east. The plant grows one to four feet high and has long racemes of small purple flowers. It furnishes excellent pasturage for hogs but is not recommended for other stock for that purpose. It needs one season to become established, after which it yields heavily for several years. A deep, thoroughly drained, non-acid soil, free from hard-pan is essential for success, and the use of well rotted manure is desirable. Sow in northern latitudes June to August, twenty to thirty pounds per acre if broadcasted, or fifteen to twenty-five pounds if in drills. In the south, alfalfa is sown in February or September. **¼ Lb. 20c; Lb. 50c. postpaid;** for larger lots inquire for prices.

Alfalfa, Grimm On account of its superior hardiness this variety is particularly recommended for growing in northern latitudes as its distinctive characteristic is its ability to withstand the rigor of the hardest winter. It possesses a fibrous branching root system and the plants are of spreading habit. The flowers are variegated in color with purple predominating. **Lb. 70c. postpaid.** For larger lots inquire for prices.

Alsike or Swedish (*Trifolium hybridum*) This perennial is the most hardy of all clovers. On rich, moist soil it yields an enormous quantity of hay or pasturage but its greatest value is for sowing with other clovers and grasses, as it forms a thick bottom and greatly increases the yield of hay. The heads are globular, fragrant and much liked by bees. Sow the seed in spring or fall, at the rate of six pounds per acre, when used alone. **¼ Lb. 20c; Lb. 50c. postpaid;** for larger lots inquire for prices.

Mammoth or Large Red (*Trifolium pratense*) This sort grows nearly twice the size of the Common Red Clover, often making a stand when the other clovers fail. Sow about eight to twelve pounds per acre. **¼ Lb. 20c; Lb. 60c. postpaid;** for larger lots inquire for prices.

Medium Red or June (*Trifolium pratense*) This is by far the most important of all the varieties for practical purposes. Sow in spring or fall and if no other grasses are used, at the rate of eight to twelve pounds per acre; more is required on old, stiff soils than on new and lighter ones. **¼ Lb. 20c; Lb. 50c. postpaid;** for larger lots inquire for prices.

White Dutch (*Trifolium repens*) A small, creeping perennial variety valuable for pasturage and for lawns. It accommodates itself to a variety of soils, but prefers moist ground. Sow in spring at the rate of six pounds per acre, or when used with other grasses, half that amount. **¼ Lb. 25c; Lb. 70c. postpaid;** for larger lots inquire for prices.

Rape DWARF ESSEX FOR SOWING. This is by far the best variety of Rape for forage. It is very valuable not only for green feeding purposes but is of importance to the fruit grower as a cover-crop and it affords excellent pasturage for hogs and sheep late in the season. The plant of Dwarf Essex resembles at first the Ruta Baga but the tops become very large and leafy.

Dwarf Essex thrives best in cool weather. Ground should be prepared same as for turnips. Sow in June or July, with a turnip drill, in rows two and one-half feet apart, at the rate of two and one-half pounds of seed per acre. It is sometimes sown with spring grain, to provide fall pasture after the grain is cut, also sown at the last cultivation of corn. It may be sown broadcast, either with other fall forage crops or by itself, using from one to five pounds of seed per acre. **Lb. 25c. postpaid.** By freight or express at purchaser's expense, **10 Lbs. \$2.00.** For larger quantities inquire for prices.



ALSIKE OR SWEDISH CLOVER

Sunflower LARGE RUSSIAN. This has very large single heads borne at the top of a single unbranched stalk usually, and with much more and larger seed than the common sorts. It is used extensively for feeding poultry and is an excellent egg producer. Also largely planted for hiding unsightly places. The plant often grows ten feet high. Sow seed as soon as ground is fit for planting corn, in rows three to four feet apart and about one foot apart in row. Cultivate the same as corn. This variety will yield 1000 pounds or more of seed per acre. They do best on light, rich, limestone or alluvial land well supplied with moisture and not shaded by trees or buildings. (See Sunflower, page 93) **Pkt. 10c; Lb. 25c. postpaid;** for larger quantities inquire for prices.

Vetch HAIRY OR SAND (*Vicia villosa*) This is also called the Winter Vetch. It is a very hardy forage plant growing well on soils so poor and sandy that they will produce but little clover. Its nitrogen gathering properties make it particularly valuable as a soil renewer and enricher but it is not recommended for land which is to be cultivated for grain crops on account of its tendency to volunteer and persist. The plants, when mature, are about forty inches high and if cut for forage as soon as full grown and before setting seed, they will start up again and furnish even a larger crop than the first. Seed round, black and should be sown thirty to sixty pounds per acre. **Lb. 30c;** for larger lots inquire for prices.



DWARF ESSEX RAPE

BIRD SEEDS

The seeds quoted below are for feeding purposes only, not for planting. Prices by mail or express, prepaid.

Canary	Lb. 25c.	Maw	Lb. 50c.
Hemp	" 25c.	Letuce	" 25c.
Rape	" 25c.	Mixed Bird Seeds	" 25c.



A Descriptive List of

CHOICE FLOWER SEEDS

with General Directions for Cultivation

MOST flowering plants will live in almost any soil, but to give them a fair chance to develop, some care should be taken to make the ground suited to their needs. The soil best adapted for flowering plants generally is a light, friable loam, containing a sufficient amount of sand to render it porous. Many flowers are better if produced on plants of vigorous growth, hence a portion of the garden should be prepared by deep digging, thorough pulverization and liberal enriching with large quantities of well-rotted manure. Since some other varieties produce the largest and finest colored flowers when grown on rather light, poor soil, a portion of the garden should not be enriched.

Cultural directions are given on the packets, and we urge purchasers to study them carefully. While some seeds need special treatment, the following general rules will apply to all. Make the surface of the soil as fine, smooth and level as possible; do not plant when the ground is wet; cover each lot of seeds to a uniform depth, which should not be more than four to six times the diameter of the seed; press the soil firmly over the seed; plant in rows so that the starting plants can be seen easily; thin out the young plants to prevent crowding and keep entirely free from weeds.

Plants are usually divided into three classes, Annuals, Biennials and Perennials. Annuals are plants which normally live but a single season. Biennials are plants living two years; particularly those which do not bear flowers and fruit until the second season. Perennials tend to live from year to year.

ALL FLOWER SEEDS SENT POSTPAID ON RECEIPT OF PRICE

Half ounces will not be supplied of kinds which sell for less than 30 cents per ounce.

Acroclinium (*Everlasting*) A very pretty, half hardy annual producing white and rose colored, double daisy-like flowers, about one and one-half inches in diameter. Each flower-head is borne singly on a very long stem; leaves small, narrow, alternate. These are "Immortelles" so desirable for wreaths and winter bouquets.

Sow the seed in open ground early in spring, preferably in light, well prepared soil, and cover with one-fourth inch of fine soil firmly pressed down. Thin the young plants to four inches apart. Height fifteen inches.

- Album. Pure white. Oz. 30c..... Pkt. 10c.
- Roseum. Light rose. Oz. 30c..... " 10c.
- Mixed. Seeds of the above varieties mixed. Oz. 25c..... " 10c.

Ageratum A beautiful, hardy annual of neat bushy habit. The attractive feathery flowers borne in dense clusters are very useful for bouquets. Very desirable for outdoor bedding and borders, being covered with bloom nearly all summer.

Sow outdoors after danger from frost is over; or for earlier blooming start under glass and transplant. Cover the seed with one-eighth to one-fourth inch of fine soil firmly pressed down.

- Mexicanum. Light blue; about two feet high..... Pkt. 10c.
- Dwarf White. Height ten inches..... " 10c.
- Dwarf Blue. Height ten inches..... Pkt. 10c.
- Dwarf Mixed. Very desirable for borders and edgings. Oz. 50c..... " 10c.



ARCTOTIS

Sow from April to August. Succeeds well in rich, light loam, in a sunny situation. Plants taken up in the fall will bloom well in pots in the winter. Hardy perennial; outdoors about six inches high. **Single Mixed**.....Pkt. 10c.
ANTIRRHINUM—(See *Snapdragon*)

Arabis Among the earliest blooming plants. Very useful for rock work, edgings, etc. Sow early in spring. Some winter protection is advisable. Hardy procumbent perennial.
Alpina. This sort has small pure white, cruciform flowers. Leaves rather slender and somewhat clasping.....Pkt. 10c.

Arctotis Grandis. An easily grown annual flowering plant introduced originally from South Africa. The plants are two to three feet high and produce a profusion of attractive, large and showy daisy like flowers, the petals of which are pure white on the upper surface and pale lilac blue on the reverse side. The flowers are borne on stems twelve to fifteen inches long and are very desirable for cut flowers as they keep exceptionally well in water.
 Seed may besown in hotbeds in order to have early flowers but even if sown out of doors in May the plants may be had in full bloom during July and August.....Pkt. 10c.

Asparagus The ornamental varieties of asparagus are highly valued for their finely cut foliage and are very desirable for growing in fern dishes. When potted they make excellent house plants.
 Soak seed in warm water before planting. When the plants are large enough to handle, transplant into rich, but open and friable soil.

Sprengeri (Emerald Feather) A most graceful house plant; valuable for hanging baskets. Sprays three to four feet long; light green.....Pkt. 10c.
Verticillatus. A beautiful climber with feathery foliage and scarlet berries which are quite ornamental. Sow early in spring. Hardy perennial; ten to fifteen feet high.....Pkt. 10c

ASTER

The Aster, or more specifically the China Aster, in its many double varieties, is unsurpassed for bedding and cutting, and is not only one of the most profitable annuals for the professional florist but also one of the most satisfactory for the home garden. The great diversity of size, color, form and season of blooming makes it one of the most suitable plants for supplying cut flowers. The plants are usually of vigorous growth and so hardy that they endure a slight frost without serious injury. By planting the different strains and at different times, one may have, in the latitude of Detroit, a constant succession of bloom from the last of July till the middle of October without the aid of a greenhouse or even a hot-bed.

Seed may be sown outdoors as early in spring as the ground is warm and dry, or for earlier blooming may be started indoors or in a cold-frame and transplanted in the open ground after danger of killing frost is over. If conditions are favorable they will usually do well in any well prepared garden soil but a strong loam that has been well fertilized the previous year is preferable. In planting cover the seed with about one-fourth inch of fine soil firmly pressed down. The rows for most of the varieties should be about one and one-half feet apart. When about one to two inches high, thin to sixteen inches apart in the row. It is desirable during warm and dry weather to water the plants thoroughly two or three times a week, preferably early in the morning or evening. It is desirable to change the location as often as practicable.

Insects, such as the red spider, may be kept at bay by frequently spraying with clear water, or for insects that eat the foliage add one-fourth teaspoonful of Paris Green to ten gallons of water. Sprinkle with tobacco water or dust to keep off the plant louse.

Queen of the Market Very desirable on account of extreme earliness as well as profuse blooming and wide range of colors. The plants are somewhat compact but of branching habit, rather open and spreading, about sixteen to eighteen inches high, bearing on long stems from ten to fifteen finely formed double flowers of medium size. The blooms, although rather flattened and not so large as those of the late sorts, are fine for cutting and this class is used extensively for growing under glass. This class is known also as Queen of the Earlies.

- Crimson.** Deep crimson red. Oz. \$1.00.....Pkt. 10c.
- Lavender.** Light lavender-blue. Oz. \$1.00..... " 10c.
- Pink.** Clear light pink. Oz. \$1.00..... " 10c.
- Purple.** An early deep purplish blue aster. Oz. \$1.00... " 10c.

Alyssum

The annual varieties can be grown very readily either outdoors or in the house and by cutting back the plants properly an almost constant succession of bloom may be had. Seed can be sown in open ground very early in spring, or may also be sown outdoors in fall.

Carpet of Snow (Compactum procumbens) A comparatively new variety growing only three or four inches high. Exceptionally fine for borders or edgings. Plants covered with a mass of snow white flowers from early summer until autumn.....Pkt. 10c.

Lilac Queen Of dwarf compact habit. Produces an abundance of bloom of an attractive lavender shade. Plants about six inches high.....Pkt. 10c.

Little Gem (Maritimum compactum) A beautiful white sort for edgings, borders and rock work. The plants grow about six inches high, produce hundreds of flowers and form a compact mass of bloom usually fifteen to eighteen inches across. Hardy annual. Oz. 60c.....Pkt. 10c.

Sweet (Maritimum) This very hardy annual for borders, edging or massing in small beds, comes into bloom early in the spring, covering itself with clusters or trusses of small, pure white cruciform flowers. They have a peculiar, delicate fragrance and are useful in small bouquets. Usually not over eight inches high but spreading. Oz. 30c.....Pkt. 10c.

Amaranthus

These plants afford brilliant contrasts of color, being useful for tall borders, groups and foliage effects. The leaves and stems are of different shades of red, blended usually with green; two to three feet high.

Seed may be sown in open ground early in spring, covering one-fourth inch deep; thin to two feet apart.

Caudatus (Love Lies Bleeding). A rapid growing annual with long, drooping crimson flower spikes. Height about 3 feet.....Pkt. 10c.

Melancholicus ruber. Deep coppery red foliage; very hardy annual.....Pkt. 10c.

Tricolor. A hardy annual with leaves of red, yellow and green; well known as "Josephs' Coat." Especially brilliant if grown in rather poor soil. Oz. 40c.....Pkt. 10c.

Anemone

Coronaria (Wind Flower) Among the earliest of spring flowers. They are about two inches across, with blue stamens, resemble the single poppy in shape and come in several shades of color.

AQUILEGIA—(See *Columbine*)

ASTER—Continued

Late Upright A new strain which combines the upright habit of the Early or Imperial class with the foliage and flowers of the Late Branching sorts. The upright habit admits of closer planting and makes them exceptionally desirable for bedding. Also fine for cutting.

Crimson	Oz. \$1.50.	Pkt. 10c.	Rose	Oz. \$1.50.	Pkt. 10c.
Flesh Pink	" 1.50.	" 10c.	White	" 1.50.	" 10c.
Lavender	" 1.50.	" 10c.	Mixed	" 1.50.	" 10c.
Purple	" 1.50.	" 10c.			

King Similar in habit to the late branching asters but producing a little earlier very large double blossoms of distinct form, many of the petals being rather narrow and slightly quilled and curved. The inner petals are incurved covering well the center.

Crimson Rich brilliant crimson.....	Oz. \$1.50.	Pkt. 10c.	White Pure white.....	Oz. \$1.50.	Pkt. 10c.
Lavender Deep lavender.....	" 1.50.	" 10c.	Mixed The foregoing colors mixed.....	" 1.50.	" 10c.
Pink Blush pink...Oz. \$1.50.	Pkt. 10c.				
Rose Bright rose... " 1.50.	" 10c.				
Violet Violet purple. " 1.50.	" 10c.				

Giant Crego or Comet

We consider this mid-season or late class of American origin as being one of the best yet introduced. The flowers are of largest size and exceptionally graceful form with very long petals which are decidedly curled and twisted. They are abundantly produced on long, strong stems and are unsurpassed for cutting. The plants are of branching habit and very vigorous in growth.

Crego Pink	Oz. \$1.50.	Pkt. 10c.
Crimson	" 1.50.	" 10c.
Lavender	" 1.50.	" 10c.
Purple	" 1.50.	" 10c.
Rose	" 1.50.	" 10c.
White	" 1.50.	" 10c.
Mixed Including all the above colors..	" 1.50.	" 10c.

Ferry's Late Branching

A class of very strong growing asters usually not coming into bloom until the latter part of August, but producing on very long stems full petalled, exceptionally large and deep, double blossoms of fine form. The petals are long, rather broad and of exceptional substance, and the blooms stand shipment well. The plants are distinctly branching in habit of growth and are about two feet high.

- Crimson**. Flowers bright deep crimson, tinged with carmine. Oz. \$1.00 **Pkt. 10c.**
- Heart of France**. Deep ruby red. A new and distinct color in Asters. Oz. \$1.25..... **Pkt. 10c.**
- Lavender**. Bright lavender; very large flowers of fine form. Oz. \$1.00. **Pkt. 10c.**
- Lavender Pink**. A beautiful light pink, slightly tinged with lavender. Oz. \$1.00..... **Pkt. 10c.**
- Peerless Pink**. A very pleasing shade of rich shell pink. Oz. \$1.25..... **Pkt. 10c.**
- Purple**. Flowers are very deep purplish blue; rich and pleasing shades. Oz. \$1.00..... **Pkt. 10c.**
- Silvery Pink**. Light rose pink, the tips of the petals having a silvery sheen. Oz. \$1.25..... **Pkt. 10c.**
- Tyrian Rose**. Flowers are very attractive deep purplish rose. Oz. \$1.00..... **Pkt. 10c.**
- White**. Pure white, very attractive. Oz. \$1.00..... **Pkt. 10c.**
- Ferry's Late Branching Mixed**. A superb mixture of all the shades and colors found in the above class of late branching asters. Oz. 85c..... **Pkt. 10c.**

Aster, Finest Mixed A mixture of very fine strains and colors. The bed can be made more attractive by pulling up the early plants as soon as they are out of bloom. Oz. 85c..... **Pkt. 10c.**

Australian Pea Vine (*Dolichos lignosus*) An attractive climber with clusters of rosy purple flowers. Very desirable for covering arbors, trellises, fences, etc.

Plant the seed, after the weather has become warm, in the place where the plants are wanted, preferably in light, rich soil. Cover the seed about one inch deep with fine soil firmly pressed down. Thin six to eight inches apart and when six inches high, give support for the vines to run upon. Tender perennial, blooming the first year. Requires a long season to develop, and is recommended only for warm climates. Oz. 50c..... **Pkt. 10c.**



GIANT CREGO OR COMET ASTERS

BABY'S BREATH—(See *Gypsophila*)
 BACHELOR'S BUTTON—(See *Centaurea*)

Balloon Vine (*Cardiospermum halicacabum*) A favorite with children, being remarkable for its inflated membranous capsules containing the seed. It is sometimes called "Love-in-a-Puff." A rapid and graceful climber. Flowers small, white. The round black seed is marked with a white heart-shaped spot. Sow seed outdoors in open ground early in spring and give the plant some support to run upon. Tender annual; six feet high. Oz. 25c.....Pkt. 10c

Balsam (*Impatiens Balsamina*) Known also as Lady Slipper. The brilliantly colored double rose-like flowers of this well-known border and bedding annual are thickly set along the branches of the erect bushy plants. The dainty individual flowers, often two inches across, are borne on very short stems and when cut they show to best advantage floating in a dish of water. The colors range from white to dark purple, and are either self colored or spotted and striped.

Balsams are tender and should be started in boxes indoors or in the open ground when danger of frost is past. The plants prefer a rich, moist or even wet sandy loam, and must not suffer for moisture. They do best if allowed eighteen inches apart each way in a sunny situation. Larger and more double flowers will be obtained if some of the young shoots are cut out when quite small, or by transplanting two or three times. Hardy annual; one to two feet high.

Double or Camellia Flowered

- Pure White.** Well adapted for florists' use and for bouquets; very double. Oz. 75c.....Pkt. 10c.
- Dark Red.** (*Atrosanguinea plenissima*) Very double, dark red blossoms. Oz. 60c.....Pkt. 10c.
- Solfarino.** Flowers satiny white, streaked and spotted with crimson and lilac. Oz. 60c.....Pkt. 10c.
- Tall Mixed.** About two feet high. Oz. 50c..... " 10c.
- Dwarf Mixed.** About one foot high. Oz. 50c..... " 10c.

BEANS—(See *Scarlet Runner Beans*)

Begonia Very desirable for pot culture or for bedding out in partially shaded locations. Suitable also for window boxes. Sow seed in March in shallow boxes or small pots plunged in moss.

Fibrous Rooted Begonias

The Semperflorens varieties of fibrous rooted Begonias are exceptionally desirable for edgings or border plants. They succeed equally well in either sunny or partly shaded locations and flower continuously from early summer until fall. They are also very attractive as pot plants for winter flowering indoors.

Vernon (*Semperflorens atropurpurea*) Flowers brilliant, rich red, set off perfectly by the abundant, glossy green leaves, which are broadly margined with bronze and purple. Hardy and floriferous; the best of the semperflorens class....Pkt. 15c.

Semperflorens alba. A very useful variety, well adapted for house or outdoor culture. Plants of compact dwarf habit, and under proper treatment almost continuous bloomers. Easily grown; flowers very attractive bluish white.....Pkt. 15c.

Semperflorens rosea. Like *Semperflorens alba*, except that flowers are rose colored..... " 15c.

BELLIS—(See *Daisy*) BUTTERFLY FLOWER—(See *Schizanthus*)

Calceolaria A much admired genus distinguished by its abundance of large, showy, sac-shaped or slipper-like flowers which are creamy white and various shades of yellow often splashed, spotted or blotched with dark reddish brown, two plants rarely having flowers marked exactly alike. Leaves large, felty, close growing. Under proper conditions can be grown indoors to perfection, making an exceedingly decorative plant.

Start the seed at any time, except during hot weather, in a temperature of about 60° F. Herbaceous annuals or shrubby evergreen perennials. Plants one to one and one-half feet high.

Finest Hybrids Mixed. Seeds saved only from the most perfect flowers; all desirable.....Pkt. 25c.

Calendula (*Pot Marigold*) A well-known, old-fashioned annual that has long been in favor. During the past few years they have greatly increased in popularity and are now largely used by florists for cut flowers. They are of easy culture, succeeding in almost any soil and are in bloom from early summer till frost. Plants are one and one-half to two feet high.

For the best results plant seed early indoors and transplant to place when danger from frost is past. Satisfactory results may also be obtained from sowings made out of doors after ground is warm and dry. Plants should be thinned to twelve inches apart in the row.

Double Orange King (*Calendula officinalis*) Very large double flowers of rich deep golden orange color. Very attractive in beds or borders, also fine for cutting. Oz. 25c.....Pkt. 10c.

Double Lemon Queen (*Calendula officinalis*) Very large double flowers of lemon or sulphur yellow. Oz. 25c..... " 10c.

Double Meteor (*Calendula officinalis* f. n.) Large beautifully imbricated, double flowers; petals yellow, striped or edged with orange. Desirable for beds, borders and backgrounds. One and one-half to two feet high. Oz. 20c.....Pkt. 10c.

Double Trianon. Sulphur yellow with brown center. Petals tipped with mahogany. Oz. 25c..... " 10c.

Double Mixed. A choice mixture of several shades of yellow, orange and primrose. Oz. 20c..... " 10c.

CALIFORNIA POPPY—(See *Eschscholtzia*)

CAMPANULA—(See *Canterbury Bell*)

Canary Bird Flower (*Tropaeolum peregrinum* or *Canariense*) A beautiful climber with small, curiously shaped, canary colored blossoms and attractive palmate leaves. Sow outdoors early in spring, preferably in light, moderately rich soil by the side of an arbor or trellis. Will bloom freely from July until killed by frost. Tender annual; height, ten to twenty feet. Oz. 50c.....Pkt. 10c.

Canna Stately, very ornamental plants of semi-tropical appearance, very desirable for groups and in masses. Plants branching from the roots, with very large, broad leaves, producing clusters of large flowers of varied and brilliant colors from August until cut down by frost.

Sow seed indoors in February in light, sandy soil, first cutting a small notch through the hard outer coat with a knife or file, care being taken not to cut into the germ. Cover with one-half inch of fine soil. Keep the soil moist and the temperature averaging 60° F. Transplant outdoors after danger of frost is over, preferably in very rich soil, giving each plant two feet of room. Tender annual in the open ground, or tender perennial in the green house.

Finest Large Flowering Mixed. Plants comparatively dwarf, about three feet high. Oz. 25c.....Pkt. 10c.



CALENDULAS, ORANGE KING AND LEMON QUEEN

Candytuft

(*Iberis*) Showy, branching plants twelve to fifteen inches high and bearing in profusion terminal clusters of beautiful single cruciform flowers in a wide range of colors. Considered indispensable for cutting and very effective in beds, masses or rockeries.

If sown in spring in rich, mellow soil the plants will usually bloom from July to September or if in the fall will be likely to blossom from the last of May to July. Make rows about one foot apart and cover the seeds with about one-fourth inch of fine soil firmly pressed down. When two inches high thin to four inches apart in the row. Larger flowers are obtained if some of the branches are removed, and an abundance of water is desirable. Hardy annual.

- Fragrant.** White, fragrant; foliage finely cut. Oz. 25c. Pkt. 10c.
- Lilac.** Shading to light purple. Oz. 40c. " 10c.
- Purple.** A rich dark shade. Oz. 40c. " 10c.
- Rose Carmine.** Compact habit. Oz. 40c. " 10c.
- White.** Oz. 20c. " 10c.
- Giant Hyacinth Flowered White.** Plants about one foot high, bearing very large, bold spikes of pure white flowers. Very effective for borders or small beds and also desirable for cutting. Oz. 60c. Pkt. 10c.
- Rocket (Empress)** Extra large white trusses; much better than the common white variety. Oz. 30c. Pkt. 10c.
- Fine Mixed.** Oz. 20c. " 10c.

Canterbury Bell

(*Campanula medium*) Handsome, easily grown herbaceous plants of stately branching habit and profuse bloom for beds and backgrounds. They produce long racemes of strikingly effective bell-shaped or saucer-shaped flowers of rich color. Leaves


sessile, lanceolate. Usually grown as a hardy biennial, but if seed is sown very early indoors it may be treated as a tender annual.

Sow seed outdoors early in spring in rows about two feet apart covering with about one-fourth inch of fine soil firmly pressed down. The plants succeed best in light, rich soil with good drainage and in the fall should be transplanted or thinned to eighteen inches or two feet apart and given some protection in severe winter weather. Height of plants, from two to four feet.

- Double Blue.** Shades of blue and purple. Oz. \$2.50. Pkt. 10c.
- " Rose.** Oz. \$2.50. " 10c.
- " White.** Oz. \$2.50. " 10c.
- " Mixed.** Oz. \$1.50. " 10c.

Single Mixed. Colors white, and various shades of violet, rose, lilac and blue. Oz. 50c. " 10c.

Calycanthema Mixed. Large single flowers, white, lilac, rose and purple. Known as "Cup and Saucer" plant, the calyx forming a cup round the base of the bell. Oz. \$2.50. Pkt. 10c.



CARNATION

Carnation

(*Dianthus Caryophyllus*) "Carnation," "Pink," "Clove Pink," "Florists' Pink," are names applied

by different people to the same or to different plants of several species as well as to hybrids between them. They are all easily grown from seed and very free blooming, the flowers being bright colored and with a most delicious clove-like fragrance.

Some varieties are best adapted for pot culture and make fine house plants; others do best in beds in the open ground. The improved varieties we offer are suitable also for cutting. They produce very double, semicircular blooms with thick wax-like petals and long pod-like calyx. The plants are branching but compact and erect, with slender, bluish green foliage. The bursting of the calyx may be prevented by using ashes or some form of potash. Where size and quality of flowers are desired rather than profusion of bloom, all except the terminal buds should be removed. This is the method employed by florists to obtain the larger, longer-stemmed beauties. Half hardy perennial, usually treated as a biennial.

Large Flowering Carnations Best Suited for Pot Culture

The choicest varieties sold by florists are propagated from cuttings but very beautiful double flowers just as good in form and more fragrant, although not as large can be produced from the seed we offer. Sow under glass in the greenhouse or hotbed from January to March. Use well prepared soil, cover lightly and keep in a temperature of about 60° F. Sprinkle with a fine spray. When the young plants are of a sufficient size transplant them out of doors two feet apart each way, or the seed may be sown in permanent bed as early in spring as weather will permit.

Double Perpetual Flowered Mixed. An exceedingly beautiful variety producing very double flowers of various shades and colors. Seed from choicest double flowers. Pkt. 25c.

Double Picotee Fine Mixed. A magnificent strain of double Picotees. The flowers are usually edged, striped or splashed with other colors. Certain to produce a large proportion of double and finely formed and colored flowers. Pkt. 15c.

Double Choice Mixed. A mixture containing many of the very choicest colors and types. Oz. \$2.00. Pkt. 10c.

Varieties Adapted to both Pot and Outdoor Culture

Seed may be sown outdoors early in spring, using well pulverized soil, preferably sandy loam. Make rows one foot apart and cover seed with one-fourth inch of fine soil firmly pressed down. When two inches high, thin to eight or ten inches apart. For earlier blooming start indoors.

There are usually only a few flowers obtainable in the open ground the first year, but if the plants are protected through the winter they will bloom freely the second season. In southern latitudes seed may also be sown outdoors in fall. Half hardy perennials, fifteen inches high, except Marguerite which can be treated very successfully as an annual.

Grenadin Double White. The plants are vigorous, erect and bushy; come into flower very early and furnish abundant bloom for a long time. The flowers are large, double, clear white and wonderfully fragrant. Pkt. 25c.

Grenadin Double Red. Comes into bloom very early and the charming, double, scarlet flowers are very valuable for forming bouquets. Pkt. 15c.

Marguerite Finest Mixed. The plants of this wonderfully fine strain may be made to bloom in four months. Flowers large, double, deeply fringed, very fragrant and appear in very attractive shades of color. Especially desirable for bedding as an annual and for cutting. Oz. \$1.00. Pkt. 10c.

Double Dwarf Vienna Mixed. Large flowered and comes into bloom early, producing flowers of many colors and beautiful markings; a large proportion double. Oz. \$2.00. Pkt. 10c.

Cardinal Climber

(*Ipomoea quamoclit hybrida*) A rapid growing annual climber which if planted in a warm sunny situation will attain a height of twenty feet in a season. The flowers resemble those of Cypress Vine but are larger and more showy. The foliage is quite dense and the leaves lacinated.

Seed is usually sown outdoors early in spring in the row where the plants are to remain. Cover seed one-half inch deep. Germination will be hastened if the soil is warm and kept in moist condition. Thin the young plants six to eight inches apart. If very early blooming is desired, seed should be started indoors. Oz. 80c.....Pkt. 10c.
CARPET OF SNOW—(See *Alyssum*)

Castor Bean

(*Ricinus*) Tall majestic plants for lawns or driveways; with broad, beautifully lobed, palm-like leaves of glossy green, brown or bronzed metallic hue and long spikes of scarlet, or of green, prickly seed pods. Makes a rapid, vigorous growth in rich soil. Sow seed outdoors after danger from frost is over, preferably in light rich soil, or for earlier blooms start indoors and transplant. For best development each plant should have at least four feet each way. Its rich, luxuriant growth makes it very attractive for a long distance either grown singly or in groups, or as center plants with Cannas, Dahlias, etc., giving a semi-tropical effect. Seed beautifully striped or mottled. Tender annual; six to fifteen feet high.

Zanzibariensis. Wonderfully vigorous, from ten to fifteen feet high. Leaves have a brilliant luster, measuring about thirty inches across, ranging in color from bright green to deep bronze. Seed very large, oval. MIXED VARIETIES. Oz. 25c.....Pkt. 10c.
Sanguineus. (*Tricolor*) Blood red stalks with red venation in leaves; height about six feet. Oz. 25c....." 10c.
Mixed. A desirable mixture of all the named varieties. Oz. 25c....." 10c.

Celosia

An odd and picturesque class of plants having colored foliage and in which the innumerable small flowers and seed vessels together with their supports form a very brilliantly colored mass, sometimes gracefully arranged like plumes and sometimes more dense, being corrugated and frilled at the edge like a cock's comb. They form the gayest possible decoration in beds and borders, retaining their brilliant coloring often from midsummer until frost. The red *Cristata* sorts are sometimes cut before fully ripe and dried in the house for winter bouquets.

Seed may be sown outdoors as early in spring as ground is warm and dry, using if possible light, rich, well pulverized soil, and giving plenty of moisture. For larger and more beautiful plumes start the seed very early indoors and transplant to place when weather is settled. Also adapted for growing in pots in greenhouse and conservatory. Half hardy annuals.

Tall Feathered Varieties

- Childs Crimson** (*Chinese Woolflower*). Plants about two and one-half feet high, branch freely and produce large, globular, purplish crimson flowers which resemble a ball of brilliantly colored wool. Oz. \$2.00.....Pkt. 10c.
- Childs Yellow** (*Chinese Woolflower*). Of the same general form as the Childs Crimson, but flowers are a very light canary yellow color.....Pkt. 10c.
- Golden Plume** (*plumosa*). Produces an abundance of graceful feather-like plumes of light golden yellow. Height two to three feet. (See colored plate, page 5).....Pkt. 10c.
- Triumph of the Exposition** (*plumosa*). Plant of pyramidal form, bearing many exceedingly graceful, feather-like spikes of intensely brilliant crimson color. Height two to three feet. (See colored plate, page 5).....Pkt. 10c.
- Pyramidalis plumosa mixed.** Plants pyramidal, branching, two or more feet high, covered with long, brilliantly colored and gracefully formed plumes in red, yellow or violet. An excellent mixture of plumosa or feathered celosias. Oz. 40c.....Pkt. 10c.

Dwarf Cockscomb Varieties (*Celosia Cristata*)

- Giant Empress.** This beautiful dwarf plant has bronze leaves and forms very large crimson combs. Height about one foot.....Pkt. 10c.
- Dwarf Rose.** One foot high; large rose-colored combs. Oz. 40c.....Pkt. 10c.
- Dwarf Yellow.** Large yellow combs. Height one foot. Oz. 40c.....Pkt. 10c.
- Glasgow Prize** (*President Thiers*). Plant resembles a very large comb, densely corrugated; brilliant, deep purplish red. Foliage dark, not abundant; ten to twelve inches high.....Pkt. 10c.
- Dwarf Mixed.** A mixture of the best dwarf growing sorts. Oz. \$1.50.....Pkt. 10c.

Centaurea

These well known flowers are among the most attractive and graceful of the old fashioned garden annuals. They are of easy culture but will amply repay any care or attention given them.

Sow seed in early spring and transplant to open ground or sow in open ground as soon as the weather is warm and settled. Cover seed about one fourth inch deep; thin to three or four inches apart. Fine for bedding or borders. The young plants are very sensitive to wet, and care should be taken to prevent water standing on the leaves.

Cyanus (*Bachelor's Button, Corn Flower*)


Also known as "blue bottle" and "ragged sailor." If seed is sown as early in the spring as the ground is fit they will produce a profusion of flowers of attractive colors from July until late in the fall. The flowers should be kept picked so as to prevent the plants exhausting themselves by seeding. Height about 2 feet.

- Cyanus Single Mixed.** Oz. 30c.....Pkt. 10c.
- " **Double Blue.** Oz. 5c....." 10c.
- " **Rose.** Oz. 50c....." 10c.

Imperialis (*Sweet Sultan*)

This class produces large, very double, finely lacinated flowers of graceful form and delicious fragrance. They are very desirable for cut flowers and will often last for over a week when placed in water. They should be cut before the blossoms are fully opened. Plants 2½ to 3 feet high.

- Imperialis Amaranth Red.**.....Pkt. 10c.
- " **Lavender.** Oz. 80c....." 10c.
- " **Purple.** Oz. 80c....." 10c.
- Suaevolens (Yellow Sweet Sultan).** Oz. 80c....." 10c.
- Imperialis Rose.** Oz. 80c.....Pkt. 10c.
- " **White.** Oz. 80c....." 10c.
- " **Mixed.** Oz. 60c....." 10c.
- Cyanus Double White.** Oz. 50c.....Pkt. 10c.
- " **Mixed.** Oz. 80c....." 10c.



CENTAUREA IMPERIALIS

Variety Cultivated for Foliage

Seed should be sown under glass and the young plants grown in pots or boxes until settled warm weather, when they may be set about one foot apart where wanted for borders or bedding. In southern latitudes seed may also be sown outdoors in fall.

Gymnocarpa. This is also called Dusty Miller. Valuable because of its finely cut silvery gray foliage and graceful drooping habit of growth. Half hardy perennial; one and one-half to two feet high. Oz. 90c.....Pkt. 10c.

Chrysanthemum

These outdoor "summer Chrysanthemums" are showy and effective for bedding or borders in the garden and desirable for cut flowers. Plants become more bushy and shapely if pinched back in early growth and the practice of disbudding will result in much larger flowers. These annuals are not the winter flowering sorts sold by florists and which are propagated only by division of roots.

Early Blooming Garden Sorts

Seed may be sown in the open ground after danger of frost is over and the seedlings thinned eight or ten inches apart, but the best results come from sowing under cover early in May, and transplanting the young plants to open border. Height one and one-half to two feet.

- Evening Star (Heilos)** Golden yellow petals dark yellow center. Pkt. 10c.
- White Gloria.** Clear white petals dark disc. " 10c.
- Carinatum Eclipse (Tricolor)** Large single flowers of golden yellow with a dark brown disc. " 10c.
- Carinatum Mixed** Colors range from deep yellow to creamy white. Petals ringed or centered with striking markings of scarlet or maroon. Pkt. 10c.
- Coronarium, double white.** Very double white flowers, with petals reflexed and imbricated. " 10c.
- Coronarium, double yellow.** Rich golden yellow double flowers, about one inch across; abundantly produced. " 10c.
- Coronarium Mixed.** A choice mixture of several shades and colors. Oz. 50c. " 10c.
- Mixed.** The choicest Carinatum and Coronarium varieties, both single and double. Oz. 35c. " 10c.

Cheiranthus Allioni.

Showy border plants about ten inches high producing a profusion of brilliant orange flower spikes. A biennial which usually blooms the first year. Start seed indoors when possible or sow in the open as soon as the weather permits. Pkt. 10c.

Cineraria

Cinerarias are easily grown from seed in the greenhouse. The large heads of brilliant daisy-like flowers of many colors, usually sharply margined and with dark eye, are very desirable in pots. The plants are often as broad as high and the velvety leaves are shaded on the under side. Sow preferably early in fall. They thrive best in a mixture of loam and peat. Perennial, usually one to two feet high.

Hybrida, choicest mixed. Large flowering. Pkt. 25c.

Clarkia

Beautiful hardy annuals with rose colored, white and purple flowers, in delicate but very brilliant shades. The plants are about one and one-half to two feet high and are profuse bloomers. Sow in light, warm soil, as early in the spring as the ground can be worked, or if planted in August they will bloom the following summer. **Double Mixed.** Pkt. 10c.

Cobaea Scandens

(Blue) A rapid growing climber with handsome dark green foliage, bearing on graceful stems large, bell-shaped flowers, green at first but rapidly changing to a beautiful deep violet-blue. A wire netting trellis or support for the many green tendrils to fasten upon is preferable to cords or smooth wire. A well established plant will run about thirty feet in a season. For best results start indoors early in spring in rather dry soil and set out the young plants after danger of frost is past. Tender perennial. Oz. 50c. Pkt. 10c.

COCKSCOMB—(See *Celoisa*)

COIX LACHRYMA—(See *Job's Tears*)

Coleus

Magnificent ornamental foliage plants for house or garden culture. The leaves are of many shapes, and the shades and colors are of remarkable beauty. Sow in shallow pots in rich light soil. Cover the seed lightly with earth and keep the plants in an even moist temperature. Transplant to the open ground in bed or border as soon as danger of frost is over, and in a shady sheltered situation. For house plants seed may be sown indoors in fall. Tender perennial; plants about one to two feet high.

Large Leaved Mixed. Rich, velvety leaves of large size. Plants of exceeding beauty. Pkt. 25c.

Columbine

(*Aquilegia*) Very desirable, easily grown, old fashioned perennials for borders, forming large, permanent clumps. Blooms profusely early in the season and remains in bloom for a considerable period. Sow the seed which is of rather slow germination, in open ground early in spring in any rich, well drained garden soil. In permanent bed plants should have at least one foot each way. Keep clear of weeds and give each year a dressing of well rotted manure. Seed may also be sown outdoors in fall. Hardy herbaceous perennials; two to three feet high.

- Cerulea hybrida.** Vigorous growing, very handsome, with delicate blue and white flowers; spurs very long. Pkt. 10c.
- Californica hybrida.** Hardy, free blooming, with single orange, red and yellow flowers. " 10c.
- Single Mixed.** Many shades and colors. Oz. 90c. " 10c.
- Double Mixed.** Best and finest colors, including white, shades of blue and brownish purple. Oz. 90c. " 10c.

CONVOLVULUS MAJOR—(See *Morning Glory*) CONVOLVULUS MINOR—(See *Dwarf Morning Glory*)

Coreopsis or Calliopsis

Very showy plants for bedding or borders, producing in great profusion for a long time flowers which are bright yellow and rich brown, self colored or with these colors and red contrasted. Sow outdoors early in spring where plants are wanted to bloom, covering seed one-half inch deep; thin to two feet apart. For earlier bloom sow indoors and transplant.

Tinctoria Mixed. A very hardy and easily grown annual, producing an abundance of brilliantly colored single ray flowers with dark center. The flowers, which are about one and one-half inches across, vary from clear yellow to deep rich brown, the two colors often being beautifully contrasted in the same blossom. Height of plants, two to three feet. Oz. 30c. Pkt. 10c.

Golden Ray. This dwarf variety forms compact plants covered with singularly attractive flowers of rich maroon edged with golden yellow. The petals are rather narrow and are often twisted, giving the flowers a star-like appearance. Hardy annual, six to eight inches high, well adapted for edgings. Oz. 75c. Pkt. 10c.

Hybrida Double Mixed. Double very showy flowers of rich maroon edged with gold. Oz. 50c. Pkt. 10c.

Lanceolata grandiflora. A very hardy perennial, blooming the first year and producing on long stems a succession of rich bright yellow flowers two to three inches across. Very valuable for cutting. Seed may also be sown in fall outdoors. About two feet high. Oz. 75c. Pkt. 10c.



CHRYSANTHEMUM EVENING STAR

Cosmos

Very effective for autumn flowering in broad masses or backgrounds. A hardy and rapid growing annual, forming bush-like plants with feathery green foliage, four to six feet high, covered with large flowers somewhat resembling the single dahlia. They are gracefully poised on long stems and very useful for decorative purposes.

Sow outdoors early in spring in rather light soil, not too rich, and preferably in a sunny situation. Cover the seed with one-fourth to one-half inch of fine soil firmly pressed down. If planted in rows, make the rows about two feet apart and when the young plants are well up, thin from four to six inches apart in the row.

Early Flowering Cosmos

These early flowering strains are about four feet high and bloom profusely four to six weeks earlier than the giant sorts. The flowers are of good size; well adapted to northern latitudes.

Early Flowering Crimson. Oz. 60c.....	Pkt. 10c.
" " Pink. Oz. 60c.....	" " 10c.
" " White. Oz. 60c.....	" " 10c.
" " Mixed. Oz. 25c.....	" " 10c.
Early Double Crested Mixed	" " 10c.

Giant Flowering Sorts

Hybrida, Giant White. Oz. 40c.....	Pkt. 10c.
Hybrida, Giant Pink. Oz. 40c.....	" " 10c.
Hybrida, Giant Mixed. Flowers white and in shades of pink, rose and maroon. Oz. 30c.....	" " Pkt. 10c.

CUCURBITA—(See Gourd)

Cyclamen

Well known and universally admired tuberous rooted pot plants producing exceedingly handsome red and white flowers for indoor winter or spring blooming in greenhouse or window garden. The graceful richly colored single flowers are of distinctive shape and are borne on stems of good length.

Sow the seed, which is of rather slow germination, in shallow boxes or pans, using light rich soil and covering the seed slightly. Keep at a temperature of 50° to 60° F. and water freely until well started. Seed sown in spring, by autumn will produce a little bulb. If this is placed first in a three inch pot and later repotted as required in a five or six inch pot it will produce blooms the following spring. Seed may also be sown in fall. Tender perennial; one foot high.

Persicum Giganteum Mixed. Beautiful foliage and profuse bloom; each flower is two to two and one-half inches long. Very choice.....**Pkt. 20c.**

Cypress Vine (*Ipomœa quamoclit*) A most beautiful rapid growing climber with delicate dark green, feathery foliage and many bright, star-shaped, scarlet or white blossoms. Planted by the side of veranda, tree or stakes, and trained properly, there is no handsomer climber.

Seed is usually sown outdoors early in spring in the row where the plants are to remain. Cover seed one-half inch deep. Germination will be hastened if the soil is warm and kept in moist condition. Thin the young plants four to six inches apart. Tender annual; about fifteen feet high.

Scarlet. A very deep, rich shade. Oz. 30c.....**Pkt. 10c.**

Dahlia

A favorite for autumn flowering, blooming the first season from seed if started early. The flowers are so symmetrical and perfect and the range of colors so wide and varied that they will always be popular where display is wanted.

Seed may be sown in spring in open ground after danger of frost is over, but for best results sow in shallow pans at any time from March to June, and transplant the seedlings to small pots. When strong enough and danger from frost is over plant out one foot apart. These plants will produce tubers which should be taken up in the fall and replanted the following spring; these roots will flower freely the following autumn. Tender herbaceous perennial, three to four feet high.

Finest Double Mixed. Seeds saved from choicest double flowers, including shades of red, pink, dark maroon, yellow, white, etc.....**Pkt. 15c.**

Finest Single Mixed. Will produce brilliant flowers running through a wide range of striking colors. Oz. 50c..... " **10c.**
For Dahlia Roots see Bulbs and Roots, Page 100.

Daisy

(*Bellis perennis*) Charming little plants for edgings and borders, also used for low beds and rock work. The flowers of the improved varieties we offer are borne above the low cluster of leaves on stiff flower stalks, making them suitable for bouquets. With careful cultivation nearly seventy-five percent are double. Leaves spatulate or obovate.

For best results sow seed early in hotbed and when plants are large enough transplant to a rich soil in a cool and partially shaded situation, setting the plants six inches apart. If plants are started early indoors they will flower the same season, but bloom more abundantly in the spring if sown in autumn and the plants wintered over in cold frames; or can be set out in the open border and protected with mulching. Half hardy perennial; about six inches high.

Double Rose. (<i>Longfellow</i>) Finest strain.....	Pkt. 10c.
Double White. Clear white.....	" " 10c.
Double Mixed. Shades of rose and white.....	" " 10c.

Datura

Large branching plants producing very large, handsome, double or single, trumpet-shaped blossoms of exquisite fragrance. Excellent for late summer and autumn flowering.

Seed may be sown outdoors after danger of frost is over, but for early blooming sow in hotbed and transplant about three feet apart each way. Roots can be kept all winter in cellars. Tender annual; three feet high.

Wrighti. Pure white at the center shaded into lilac and blue; magnificent large single flowers. In warm latitudes can be continued as a perennial. Oz. 35c.....**Pkt. 10c.**

Chlorantha, fl. pl. (*Humilis flava*) Large, usually double yellow, richly scented. Oz. 35c..... " **10c.**

Mixed. The above varieties. Oz. 35c..... " **10c.**

DELPHINIUM—(See Larkspur)

DIANTHUS—(See Pinks)



COSMOS, EARLY FLOWERING

White. Clear paper white. Oz. 30c.....**Pkt. 10c.**
Mixed. The two foregoing colors. Oz. 25c..... " **10c.**

DIANTHUS BARBATUS—(See Sweet William)

DIANTHUS CARYOPHYLLUS—(See Carnation)

Didiscus Coeruleus (*Blue Lace Flower*) An easily grown garden annual that has within the past few years become very popular for use as a cut flower. The plants grow about 2 feet high and furnish a profusion of beautiful umbel shaped flowers of pale corulean or heavenly blue color.

Seed sown out of doors after danger of frost is past, will produce plants that will bloom from July to October. It can also be grown satisfactorily in a cool greenhouse or conservatory.....**Pkt. 10c.**

DIGITALIS—(See *Foxglove*)

Dimorphotheca Aurantiaca This showy annual with bright orange-yellow flowers, is sometimes called African "Golden-Orange" Daisy. Plants somewhat spreading, with finely cut foliage, producing abundantly on stems of good length glossy, single daisy-like blossoms about two and one-half inches across. The brilliant orange coloring of the petals contrasts strikingly with the black center which is surrounded by a dark colored disc. Well adapted for summer flowering in beds or borders.

Sow early in spring, preferably in light, well prepared soil, not too rich, in a sunny situation. Make rows one and one-half feet apart, covering seed one-fourth inch deep; thin the young plants ten to twelve inches apart. Hardy annual, about one foot high. Oz. \$1.00..**Pkt. 10c.**

DOLICHOS—(See *Hyacinth Bean*)

DUSTY MILLER—(See *Centaurea Gymnocarpa*)

EMERALD FEATHER—(See *Asparagus Sprengeri*)

Dwarf Morning Glory (*Convolvulus Minor*) Dwarf plants of trailing, branching habit, each covering a space about two feet in diameter. At midday they are completely covered with a mass of pure white and variously colored funnel-shaped blossoms which remain open in clear weather until evening.

Sow seed early in spring in any good garden soil, covering about one-half inch deep. Half hardy annual; about one foot high. MIXED. Oz. 20c.....**Pkt. 10c.**

Eschscholtzia Fully as valuable as the common Poppy for garden ornamentation since the flowers are in bloom through a much longer season. A bed in full bloom of these large saucer-shaped flowers in various shades of yellow with orange center gives a brilliant color effect. The foliage is finely cut and has a bluish tinge or bloom, delicate and very attractive.

Sow seed early in spring or late in autumn where plants are wanted to bloom as they do not bear transplanting well. Use well pulverized soil, make the rows one foot apart and cover the seed one-fourth inch deep. Thin six to eight inches apart. Effective results are also obtained by thinly sowing broadcast and lightly raking in the seed. Hardy annual, low spreading; about one to one and one-half feet high.

Aurantiaca (*True California Poppy*) Rich orange. Oz. 30c.....**Pkt. 10c.**

Carmine King. Deep carmine. Oz. 75c..... **10c.**

Mandarin. The outer side of the petal is tinged with scarlet, the inner side rich brownish orange. Oz. 50c.....**Pkt. 10c.**

Mikado. Lustrous orange-crimson, Oz. 75c... " **10c.**

Scarlet Beauty. Deep scarlet. Oz. \$2.50..... " **10c.**

White. Oz. 40c..... " **10c.**

Mixed. An excellent mixture producing deep yellow, creamy white, scarlet and orange flowers. Oz. 35c.....**Pkt. 10c.**

Bush (*Hunnemannia*) Flowers beautifully cup-shaped, about three inches across; petals broad, bright yellow with wavy edges; leaves coarser and larger than common kinds. Stems ten inches long and desirable for cutting. In the northern states for early blooming and largest flowers start in pots and transplant outdoors. Height about two feet. Hardy annual, becoming in warm latitudes a tender perennial. Oz. 60c.....**Pkt. 10c.**

EVENING GLORY—(See *Ipomœa Bona Nox*)

Euphorbia Marginata (*Snow-on-the-Mountain*) An annual garden plant, popular on account of the showy appearance of its foliage. The plants which are of quite branching habit are about 2 feet high. The foliage is light green, broadly margined with silvery white. Very attractive as a background for lower growing plants or for use in mixed borders.

Seeds are best sown out of doors about May 15th in place where the plants are to stand. They are not particular as to soil but require a sunny situation for best results. Oz. 50c.....**Pkt. 10c.**


FEVERFEW—(See *Matricaria and Pyrethrum*)

Forget-Me-Not (*Myosotis*) This is a favorite old-fashioned flower, bearing in profusion, especially in fall and spring, clusters of dainty blue five-petaled blossoms. It thrives well in the shade or open border but flourishes best in a moist, shady situation.

For bloom the first year sow indoors in February or March, and transplant as soon as the ground is warm enough, or sow outdoors as early as possible, covering seed one-half inch deep; thin to six inches apart. Seed may also be sown in fall. Hardy perennial but usually does better if given some protection during winter.

Alpestris. Plants of compact, bushy habit with finely cut foliage, growing six to eight inches high. Flowers blue with a very small yellowish eye. Oz. 50c.....**Pkt. 10c.**

Disitiflora. Flowers deep blue, a little larger than Alpestris. Compact, early blooming; a good border plant.....**Pkt. 15c.**



ESCHSCHOLTZIA

Four O'Clock

(*Marvel of Peru, Mirabilis Jalapa*) Large and beautiful, old-fashioned plants of erect bushy habit which produce in profusion a succession of brilliantly colored tube-shaped flowers, that open about four o'clock in the afternoon, remaining open all night and usually are closed before noon the next day. The flowers are red, white, yellow, or are striped and blotched in shades of these colors. Very desirable for borders, along a wire fence, or as the background of a flower garden, blooming during the late summer and autumn.

Sow seed in spring in open ground after danger of frost is over, covering one-half inch deep. For best development allow two to three feet apart each way. Hardy annual, about two feet high.

- Red. Oz. 20c.....Pkt. 10c.
- White, Red Striped. Oz. 20c..... " 10c.
- White. Pure glistening white. Oz. 20c.....Pkt. 10c.
- Mixed. An exceptionally attractive mixture. Oz. 20c.....Pkt. 10c.

Foxglove

(*Digitalis*) Stately, old-fashioned border plants, affording dense spikes of large brilliantly colored flowers which are terminal and half as long as the height of the plant. The flowers are very distinct and showy, being thimble-like or long bell-shaped, and the colors include white, lavender and rose, many being spotted or blotched. It is often used as a background, and does especially well in cool, shady locations in front of shrubbery. The leaves are wrinkled and somewhat downy.

Seed may be sown outdoors after danger from frost is over, but for best results start in boxes and transplant. The seed is very small and should be covered lightly and kept moist until plants are well established, when they should be transplanted to two feet apart. May be sown outdoors in fall. Hardy biennial or perennial, usually blooming the second season; three to five feet high.

- Ivory's Spotted (*Maculata superba*) A fine variety of colors, usually spotted.....Pkt. 10c.
- Fine Mixed. Many shades and markings. Oz. 75c..... " 10c.
- Campulata Monstrosa Mixed. Remarkably odd; each flower spike surmounted with a very large bell-shaped flower. MIXED COLORS.....Pkt. 15c.

French Honeysuckle

(*Hedysarum*) Very handsome, branching, free flowering plants, producing racemes of beautiful small fragrant pea-shaped flowers. Not a climber, but well adapted for borders or rock work.

Sow in open border in spring after danger from frost is past, preferably in light and open well drained soil, in a sunny situation. Hardy perennial; often growing four feet.

- Coronarium, Scarlet.....Pkt. 10c.
- Coronarium, Album, white..... " 10c.

Gaillardia

Showy bedding and border plants, remarkable for the profusion, size and brilliancy of their flowers, blooming the first year and among the gayest ornaments of the garden in summer and autumn. Combinations of yellow and red predominate in the highly colored single and double flower-heads two inches or more across, which are borne singly well above the foliage on long, slender stems, suitable for cutting. Leaves alternate, simple, and more or less toothed.

Sow seed outdoors early in spring; cover one-fourth inch deep. Make rows eighteen inches apart and thin eight to ten inches apart in the row; or a longer season of bloom may be secured by planting in frames and transplanting. Plants one to one and one-half feet high.

Grandiflora. Showy garden plants for beds or borders, producing from early summer until fall, gaily colored single flowers of scarlet and orange. The flowers will often measure three inches or more across, and are very desirable for cutting. The flowers should be kept picked to insure a continuance of bloom. Hardy perennial but blooms the first year from early sown seed.....Pkt. 10c.

Picta. Plants about one foot high; flowers single, purplish crimson and yellow. A very showy variety for the border and is also very desirable for cut flowers. Hardy annual; with root protection in winter a perennial. Oz. 40c.....Pkt. 10c.

Picta Lorenziana. Gaily colored flowers, double with tubular florets, produced from July even until hard freezing weather. Invaluable for bouquets. Hardy annual; one to one and one-half feet high; with root protection in winter is often treated as a perennial. Sulphur, orange, claret and amaranth mixed. Pkt. 10c.

GILLIFLOWER—(See Stock)

Globe Amaranth

(*Gomphrena globosa*) A desirable everlasting, valued for its handsome small, globular flower heads which, if cut when well matured, will retain their beauty through the winter. For use in winter bouquets the flowers should be cut before they are fully matured and dried in a cool shady place hung up by the stems to keep their natural shape. Seeds germinate slowly; start in hotbed, or soak in warm water to soften the woolly husk. Set the plants one foot apart. Tender annual; twelve to eighteen inches high.

- Purple. Oz. 25c.....Pkt. 10c.
- White. Oz. 25c..... " 10c.
- Striped. Oz. 25c..... " 10c.
- Mixed. Oz. 25c..... " 10c.

Gloxinia

Greenhouse perennial plants producing soft, velvety green leaves, and rich, beautifully colored trumpet-shaped flowers. Gloxinias thrive best in an equal mixture of leaf mold, loam and sand. If started in February will usually bloom the latter part of summer. Seed may also be sown in fall. The plants are delicate and not easily grown, but the flowers are of such beauty that one generally feels amply repaid for the effort.

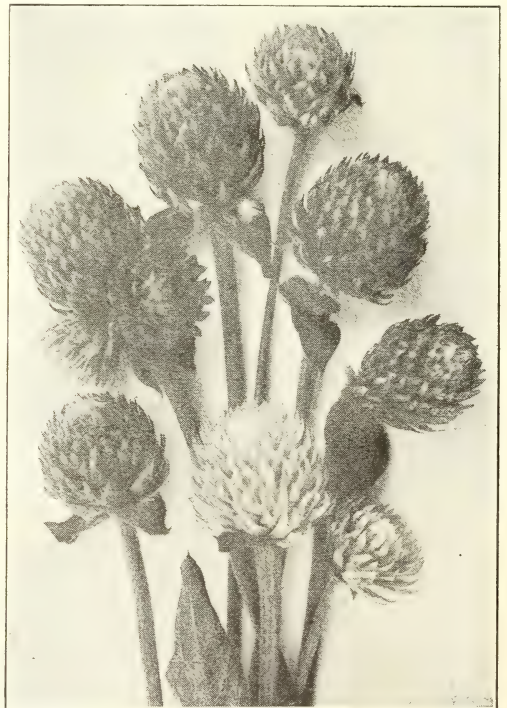
Hybrida Mixed. A strain of the richest color and variety of markings. Plants ten to twelve inches high.....Pkt. 25c.

Godetia

Easily grown garden plants producing an abundance of cup shaped flowers with petals of satin like texture. Very desirable for beds or borders.

Sow in spring in open ground covering with one-fourth inch of well pulverized soil firmly pressed down. They do best in a light rather poor soil. Hardy annual, about one foot high.

Fine Mixed. Shades of white, rose and carmine. Oz. 50c..Pkt. 10c.




GLOBE AMARANTH

Gourd (*Cucurbita*) A very extensive genus of trailing annuals with curiously shaped yellow fruit, commonly known as Ornamental Gourds. The vines are of easy culture and make a rapid growth, so are much used for covering old fences, trellises, stumps, etc. The foliage is ornamental, and the markings of some of the fruit extraordinary.

Do not plant the seed till danger of frost is over, and select light, rich soil and a sunny situation. Water freely. Tender annual; ten to twenty feet high.

- Apple Shaped.** The fruits are early, nearly round, yellow, sometimes striped. Oz. 25c..... Pkt. 10c.
- Bottle.** This produces handsome, curious, bottle-shaped fruits. Oz. 25c..... Pkt. 10c.
- Corsican.** Smooth, turban-shaped fruit. Oz. 25c... " 10c.
- Calabash.** Fruits used in the making of calabash pipes. Oz. 25c..... Pkt. 10c.
- Dish Cloth.** Long, green, corrugated fruit, the inside fibrous mass of which, when shell and seeds are removed, makes an excellent sponge. Oz. 25c..... Pkt. 10c.
- Hercules' Club.** Distinctly club-shaped, the longest of all the varieties. Oz. 25c..... Pkt. 10c.
- Japanese Nest Egg.** Used as nest eggs; fruits are white, do not crack and are not injured by heat or cold. Oz. 25c..... Pkt. 10c.
- Orange.** Also known as Mock Orange. Nearly round, orange-colored. Oz. 25c..... Pkt. 10c.
- Pear Shaped, Striped.** Fruits green, with cream colored striping, sometimes changing to yellow. Oz. 25c. Pkt. 10c.
- Powder Horn.** In the form of a powder horn. Oz. 25c..... Pkt. 10c.
- Siphon or Dipper.** Useful for dippers; fruits long, bottle shaped, with straight or slightly crooked neck. Oz. 25c..... Pkt. 10c.
- Mixed.** Oz. 20c..... " 10c.



GOURDS

Gypsophila Delicate, free-flowering plants covered with star-shaped flowers, valuable for mist-like effects and as trimming in bouquets; also for hanging baskets or edgings. Sometimes called Baby's Breath. Will thrive in almost any well prepared ground but does best on a limestone soil. Make handsome specimens dried.

- Elegans Large Flowering Pure White.** An improved large flowering strain, superior to the common Elegans not only in size of flowers but also in color. Oz. 25c..... Pkt. 10c.
- Elegans Mixed.** Very small, delicate white and rose-pink flowers. Hardy annual; one foot high. Oz. 25c. Pkt. 10c.
- Muralis.** Charming, easily grown border plants having very small pink flowers. Hardy annual; six inches high..... Pkt. 10c.
- Paniculata Double White.** A new double type of hardy gypsophila. Very desirable either for cutting or for garden decoration. Largely used by florists for combining with heavier flowers in mixed bouquets. Hardy perennial but will bloom the first year from early sown seed. Plants two to three feet high..... Pkt. 10c.

HEDYSARUM—(See French Honeysuckle)
 HELIANTHUS—(See Sunflower)



HELIOTROPE

Helichrysum (*Everlasting*) Sometimes called Straw Flower. Large full, double daisy-like flower heads with prominent centers and stiff overlapping scales, produced in various shades of bright yellow and scarlet on stems of good length. Desirable as dried specimens and for use in making winter bouquets. For this purpose the flowers should be gathered when on the point of expanding.

Sow early in spring; thin to one foot apart each way. Hardy annual; two to two and one-half feet high.

Monstrosum, fl. pl., mixed. Largest double flowers. Oz. 50c..... Pkt. 10c.

Heliotrope Well-known and much admired border and bedding plants, highly valued for the blue color and fragrance of their branching clusters of small salver-shaped flowers.

Sow the seed early in spring, in mellow soil indoors, and when plants are one to two inches high, prick out into pots. Transplant to place when three to four inches high. Will live outdoors through the winter in a warm climate. Desirable also as a pot-plant for indoor blooming from fall sown seed. Half hardy perennial; one and one-half to two feet high.

- Madame Brunt.** Violet-blue, white eye..... Pkt. 10c.
- King of the Blacks.** Deep purple, almost black. " 10c.
- Regal.** Flower heads of many shades..... " 10c.
- Dark Varieties Mixed.** Very choice. Oz. \$1.50. " 10c.

HESPERIS MATRONALIS—(See *Rocket*)

Hibiscus Africanus A vigorous branching plant, of easy culture, with pretty foliage and large, light yellow or cream-colored blossoms, dark purple in the center. The flowers are exceedingly showy, saucer-shaped, often two to three inches across. The seed should be planted early, and the plants should be thinned to one foot apart each way. Hardy annual; about two feet high. Oz. 40c.....**Pkt. 10c.**

Hollyhock (*Althaea rosea*) For a background to a flower garden nothing is better than the improved strains we offer of this tall old-fashioned garden perennial. The large, richly colored blossoms about three inches across, ranging from deep yellow and red to pure white, are set as rosettes around the strong growing flower stalks.

Sow seed in June or July, in open ground, and in the autumn transplant to permanent position two to three feet apart. The following summer they will bloom. All double varieties are hardy perennials; five feet high.

- Early Flowering Mixed.** Blooms readily the first year from seed sown in spring. A wide range of colors in large single or semi-double flowers..... Oz. \$1.25; **Pkt. 15c.**
- Double Blood Red**..... 1/4 Oz. 50c; " **15c.**
- " **Lemon Yellow**..... 1/4 Oz. 50c; " **15c.**
- " **Deep Rose**..... 1/4 Oz. 50c; " **15c.**
- " **Pink**..... 1/4 Oz. 50c; " **15c.**
- " **Salmon.** Rich salmon color, suffused with pink..... 1/4 Oz. 50c; " **15c.**
- " **Pure White.** Our special improved strain..... 1/4 Oz. 50c; " **15c.**
- " **Choice Mixed.** All colors..... 1/4 Oz. 40c; " **15c.**
- " **Mixed**..... Oz. \$1.25; " **10c.**

Humulus Japonicus (*Japanese Hop*) Hardy annual climber fifteen to twenty feet high with rough lobed leaves of variegated colors, very rough leaf stems and small flowers. Desirable for covering unsightly objects or shading verandas, trellises, etc. Withstands drought and unfavorable weather conditions exceptionally well. **Pkt. 10c.**

Hyacinth Bean (*Dolichos lablab*) A fine climber with clusters of purple or white flowers followed by ornamental seed pods. Tender annual; from ten to fifteen feet high.

- Alba.** White. Oz. 25c..... **Pkt. 10c.**
- Purpurea.** Purple. Oz. 25c..... " **10c.**
- Mixed.** The foregoing mixed. Oz. 25c..... " **10c.**



DOUBLE HOLLYHOCK

IBERIS—(See *Candytuft*)

Ice Plant (*Mesembryanthemum crystallinum*) A curious plant for hanging baskets, rock-work, vases and edgings; leaves and stems succulent, appearing as though covered with ice crystals. Seed should be sown indoors in February or in hotbed in March. Tender annual trailer; six inches high. **Pkt. 10c.**

IMMORTELLES—(See *Acroclinium*, *Globe Amaranth*, *Helichrysum*, *Rhodanthe*, *Statice*)

IMPATIENS BALSAMINA—(See *Balsam*)

Ipomoea Beautiful annual outdoor climber of luxuriant growth for covering verandas and arbors, or for screening unsightly objects. Sow preferably in heat and transplant to open border; or sow in open border after the ground becomes warm. Soak seed in luke-warm water before planting. Tender annual; ten to fifteen feet high.

Bona Nox (*Evening Glory*) Violet blue flowers, open in the evening; similar to the white Moon Flower but not as large; seed as large but darker. Oz. 25c; **Pkt. 10c.**

Coccinea (*Star Ipomoea*) Like a Morning Glory but with smaller rather pointed leaves, and covered with small, scarlet star-shaped flowers. Height often ten feet. Seed small, black.....Oz. 25c; **Pkt. 10c.**

Limbata Mixed. Very large violet or blue flowers with white margins and throats. The leaves are similar to those of Japanese Morning Glory but are less variegated. Seed large, black.....Oz. 25c; **Pkt. 10c.**

Setosa (*Brazilian Morning Glory*) Very vigorous rapid growing vine with large, three-lobed leaves and stems covered with brown hair. Flowers open in morning; salver formed, delicate blue or reddish purple with pink star in center and produced in clusters. Seed black, a little larger than Limbata. Oz. 50c; **Pkt. 10c.**

Fine Mixed. The four above varieties mixed. Oz. 40c. **Pkt. 10c.**

Early Flowering Sky Blue (*Ipomoea grandiflora rubro caerulea*) A most desirable, early, free flowering sort, with glossy dark foliage and very large flowers that open with a tinge of carmine rose and when mature are bright light blue.....Oz. 90c; **Pkt. 15c.**

IPOMOEA GRANDIFLORA—(See *Moon Flower*)

IPOMOEA PURPUREA—(See *Morning Glory*)

IPOMOEA QUAMOCLIT—(See *Cypress Vine*)

JAPANESE HOP—(See *Humulus Japonicus*)

JOSEPH'S COAT—(See *Amaranthus tricolor*)

Job's Tears (*Coix lachryma*) Curious ornamental grass with broad, corn-like leaves and lustrous slate colored seeds used for beads. Valuable for winter bouquets with everlasting flowers. Plant outdoors early in spring in hills three feet apart, four or five seeds in a hill, and cover half an inch deep. Hardy annual; three feet high. Oz. 20c; 1/4 Lb. 40c.....**Pkt. 10c.**

Kochia Childsi (*Summer Cypress*) A quick growing foliage or hedge plant, very symmetrical and attractive in summer and fall. The foliage is as fine as moss and of clean, bright green color. Early in the fall innumerable little flowers appear and the bush takes on a deep red tinge. Sow outdoors early in spring, covering one-fourth inch deep. Make the rows two feet apart and thin eighteen inches apart. For earlier blooming start indoors and transplant to open ground. Hardy annual; about two and one-half feet high. Oz. 25c.....Pkt. 10c

LATHYRUS LATIFOLIUS—(See Peas, Everlasting)

LATHYRUS ODORATUS—(See Sweet Peas)

Lantana The plants form small shrubs, producing in late summer and autumn heliotrope-like clusters of single, fragrant flowers that change color. Succeeded by green berries that turn to a deep blue. Start under glass and transplant when danger of frost is over. May also be grown in pots. Tender perennial; about two feet high. **Finest French Hybrids mixed.** Oz. 40c.....Pkt. 10c.

Larkspur (*Delphinium*) The Larkspur with its long clustered spikes of beautiful irregular flowers, often with long spurs, is especially valuable for its shades of blue. The annual forms are very desirable for bedding and the perennials are strikingly effective as a background for borders and for planting among shrubbery. Seed of annual varieties may be sown outdoors early in spring. For earlier blooming start very early indoors or sow in fall. Thin one to one and one-half feet apart. The perennial sorts are sown in fall or early in spring.

Annual Varieties

Double Tall Stock Flowered Dark Blue.	Oz. 50c.	Pkt. 10c.
" " " " Lustrous Carmine.	Oz. 60c.	" 10c.
" " " " Shell Pink.	Oz. 50c.	" 10c.
" " " " Sky Blue.	Oz. 50c.	" 10c.
" " " " White.	Oz. 50c.	" 10c.

Double Tall Stock Flowered Mixed. Flowers double, borne on spikes about fifteen inches long. Colors rose, white and shades of blue. Hardy annual; two feet high. Oz. 40c.Pkt. 10c.

Perennial Varieties

Belladonna. Graceful open spikes with large flowers of light turquoise blue color. Hardy perennial, two to three feet high.....Pkt. 10c.

Bellamosum. Of the same form as Belladonna but with intense rich, deep blue flowers. Hardy perennial, two to three feet high.....Pkt. 10c.

Elatum (*Bee Larkspur*) Flowers blue with hairy petals in the center giving them a fancied resemblance to a bee. Hardy perennial; three to five feet high.....Pkt. 10c.

Formosum. Flowers large, deep blue shaded indigo, small white center. Hardy perennial; three to five feet high; long blooming season.....Pkt. 10c.

Hybrid Large Flowering Mixed. Single, semi-double and double in attractive shades of lavender, blue and purple. The plants are tall growing and are most desirable as a background for lower growing flowers or for planting in clumps in the open border. Oz. \$3.00.....Pkt. 10c.



ANNUAL LARKSPUR

Linum Grandiflorum Rubrum (*Scarlet Flax*) An attractive free-flowering bedding plant with slender foliage and bearing on delicate stems clusters of glossy bright red single flowers, saucer-shaped, with black center. If sown in hotbed and transplanted into good, rich soil, one foot apart, the period of flowering will be much advanced but the seed can be sown in the open ground after the weather is warm. Hardy annual; about one and one-half feet high. Oz. 25c.....Pkt. 10c.

Lobelia The four dwarf (*Erinus*) sorts are charming plants, well adapted for bedding, pots or rockeries. They make a neat edging for beds of white flowers and are very effective in masses, being covered with flowers a long time. The flowers are usually blue with lighter center and are borne in neat clusters, each irregularly lobed flower being about five-eighths inch across.

Seed may be sown outdoors after danger of frost is over; or start the plants in pots in greenhouse or hotbed, early in spring and transplant in May to place outdoors. Half hardy annual; usually about six inches high.

True Blue. A very fine, erect and compact variety with clear intensely blue flowers. Oz. \$2.00.....Pkt. 10c.

Queen of Whites. A neat little plant, very dwarf, with many pure white flowers; useful for borders.....Pkt. 10c.

Crystal Palace. (*Speciosa*) An exceptionally graceful sort having bright deep blue flowers; very dark green foliage. Oz. \$1.50.....Pkt. 10c.

Gracilis. The flowers are bright blue with small white centers, fine for baskets and vases, trailing gracefully and blooming profusely. The plants are slender, six inches high. Oz. 50c.....Pkt. 10c.

Tenuior (*Ramosa*) Intensely blue flowers, decidedly larger than the other sorts and with unusually long stems. Very desirable for outdoor bedding and cutting. Plants upright growing, about one foot high.....Pkt. 10c.

Love-in-a-Mist (*Nigella*) Also known as Lady-in-the-Green and as Devil-in-a-Bush, because the blossoms are very dense fringe or wreath of mossy fibres. Both plant and flower are handsome and require but little care. Sow seed in spring in any good garden soil, or may be sown in fall. Hardy annual.

Damascena, fl. pl. Double blue flowers; one and one-half to two feet high. Oz. 30c.....Pkt. 10c.

Lupin A very attractive free-flowering plant with long graceful terminal spikes of fragrant pea-shaped blossoms. Blooms early in the season and is desirable for cutting. Sow seed in place in spring and thin to one and one-half feet apart. Hardy annual; about three feet high.

Cruikshanki. Blossoms white, shaded with yellow, blue and purple. Oz. 30c.....Pkt. 10c.

Marigold No flower garden seems complete without this fine old-fashioned garden plant with its brilliant displays of yellow and orange, both tall and dwarf sorts, and with finely cut or entire bright green foliage. The African (*Tagetes erecta*) varieties are tall, usually one and one-half to three feet, and are well adapted for large beds, backgrounds or mixed borders, while the French (*Tagetes patula*) are more dwarf and are often used for borders and pot culture as well as bedding.

For best results start seed early indoors and transplant six inches apart when danger from frost is over, but good blooms of all varieties of Marigold are often successfully obtained from seed planted in the open ground after danger from frost is past. Make the rows one foot apart. Use well pulverized soil, preferably light sandy loam and cover the seed with about one-fourth inch of fine soil firmly pressed down. When about two inches high, thin six to twelve inches. Hardy annuals; in bloom till frost comes.

AFRICAN MARIGOLDS

(*Tagetes erecta*)

Lemon Queen. Tall growing plants bearing large, double flowers. Petals quilled. Color soft lemon yellow. Height two to three feet. Oz. \$1.00.....Pkt. 10c.

Orange Prince. Of the same type of plant and flower as Lemon Queen, but color is rich, deep orange. Excellent for bedding. Height two to three feet. Oz. \$1.00.....Pkt. 10c.

Double Tall, Mixed. A tall mixture well adapted for large beds. About two feet high. Oz. 50c.....Pkt. 10c.

FRENCH MARIGOLDS

(*Tagetes patula*)

Double Dwarf, Golden Ball. Flowers deep golden yellow. Very desirable for edgings and borders. Height about one foot. Oz. 50c.....Pkt. 10c.

Double Dwarf, Gold Striped. Brown and golden yellow; very double. Valuable for bedding; one foot high. Oz. 60c...Pkt. 10c.

Double Dwarf, Pale Yellow. Similar to Golden Ball but color is light lemon yellow. Height about one foot. Oz. 60c...Pkt. 10c.

Double Dwarf, Mixed. A mixture of the three foregoing varieties. Oz. 50c.....Pkt. 10c.

Legion of Honor (Little Bromie) This is a single, dwarf, bushy variety and is very desirable for borders. The plants bear in profusion rich golden yellow flowers with garnet blotches in the center of each petal and are about one foot high. Oz. 45c.....Pkt. 10c.

Single Pumila. A dwarf French sort with small, bright orange-yellow flowers; excellent for borders or massing. About twelve inches high. Oz. 75c.....Pkt. 10c.

MARVEL OF PERU—(See Four O'Clock)

MATHIOLA—(See Stock)

Matricaria Eximia Grandiflora, fl. pl. (Double Feverfew) Beautiful small white button-like double flower-heads. Plants of bushy growth, with very finely cut dark green foliage; desirable for bedding.

Start the seed very early indoors in shallow boxes; transplant when size permits to small pots or plant boxes, giving each seedling two to three inches of space and set out in the open ground after danger of frost is over. Where climate permits seed may also be sown in fall outdoors. Half hardy perennial, about two feet high.....Pkt. 10c.

Maurandia Graceful slender climber with glossy ivy-shaped leaves. It produces an abundance of showy irregular trumpet-shaped flowers, one and one-half inches long, usually purplish blue, white or rose colored with lighter throat. Suitable for greenhouse and hanging baskets in the winter and very satisfactory outdoors especially if a small trellis is given as support.

Seed should be started in hotbed or indoors and the young plants set out in open border after danger of frost is over. Tender perennial, blooming the first season; six to ten feet high. **Fine Mixed**.....Pkt. 10c.

MEXICAN FIRE BUSH—(See Kochia)

Mignonette

(*Reseda*) A well known hardy annual producing dense cone-shaped flower-spikes, made up of thickly set florets of modest colors. It is often used for cutting to combine in bouquets with other more pretentious flowers lacking its delicate and pleasing fragrance.


Seed is usually sown outdoors after danger of frost is over and if sown at intervals in spring and early summer a succession of bloom, under favorable conditions, is assured till frost. Well pulverized soil, preferably light sandy loam, should be used and the seed covered one-fourth inch deep. Make rows one foot apart; thin to six inches. For very early blooming seed may be sown in the fall, or started indoors and transplanted. May also be grown in pots. Thrives best in a cool temperature and is usually most fragrant in rather light soil. Hardy annual; one foot high.

Goliath Red. A vigorous plant producing magnificent coppery-red flower spikes. Oz. \$1.00.....Pkt. 10c.

Machet. Of dwarf and vigorous growth, with numerous stout flower stalks, terminated by large spikes of red flowers. This is one of the very best for pot culture. Oz. 50c.....Pkt. 10c.

Machet White. Flowers almost pure white, borne on spikes six inches to a foot in length. Oz. \$1.00..... " 10c.

Reseda odorata grandiflora (Sweet) Large flowered, very sweet; light yellowish white. Oz. 25c..... " 10c.



LOVE-IN-A-MIST

Mimosa Pudica (*Sensitive Plant*) A curious plant with globular heads of small pink flowers, chiefly valued because of the extreme irritability of its leaves which close and droop at the slightest touch, also in cloudy, damp weather and at night. Start in hotbed in pots, and transplant to a warm situation six inches apart. Tender annual; height one and one-half feet. **Pkt. 10c.**

Mimulus Strikingly handsome flowers of easy cultivation. Perennial in the greenhouse, annual in the open air. Sow the seed, which is exceedingly fine, under glass in spring or fall in rich moist soil, mixed with sand, and in a somewhat shaded situation. Cover the seed lightly and keep well watered.

Punctatus (*Monkey Flower*) Large curiously shaped yellow flowers, spotted with shades of red and rich maroon. An effective pot plant about eight inches high; blooms first year. **Pkt. 10c.**

MIRABILIS—(See *Four O'Clock*)

Momordica Gracefully climbing vines, with small yellow blossoms followed by fruits of curious shape. Foliage attractively cut and although tender annuals, the vines run ten feet or more during the season. The seed is very hard and germination will be hastened if a notch is carefully cut through the shell before planting. For best results, sow indoors early in spring and transplant after danger of frost is over, or sow in place as soon as ground is warm and dry.

Balsam Pear (*Charantia*) The fruit is pear-shaped, green changing to bright red and has a warty skin; when ripe it bursts open and shows a brilliant interior of large carmine seeds. Oz. 35c. **Pkt. 10c.**

Balsam Apple (*Balsamina*) Like Balsam Pear but foliage smaller; fruit much smaller and nearly round, green striped when young, becoming scarlet. Oz. 35c. **Pkt. 10c.**

Moon Flower (*Ipomœa grandiflora alba*) One of the most vigorous summer climbers and will grow under favorable conditions thirty to forty feet in a single season and be covered evenings and cloudy days with very large, white trumpet-shaped flowers widely extended, often four inches across. Leaves large, frequently four to five inches across. The hard outer coat of the very large, light yellow seed should be cut through with a sharp knife, care being taken not to cut any deeper than the hard shell, and the seed planted about one inch deep in moist soil in a box or garden and set in a warm place. If soil be kept moist, germination will take place in about two weeks. After plants are up, transplant outdoors in a sunny situation when danger from frost is past. Known as *Ipomœa Noctiflora*. Tender annual. Oz. 50c. **Pkt. 10c.**

Morning Glory (*Convolvulus major*, *Ipomœa purpurea*) A handsome showy climber of easy culture and suitable for covering arbors, windows, trellises, old stumps, etc. The flowers are most brilliant in the morning. Hardy annual.

Seed is usually sown outdoors early in spring in row where plants are to remain. Well pulverized soil should be used and the seed covered one-half inch deep; thin four to six inches apart. If very early blooming is desired, seed may be started indoors and transplanted. Give some support such as strings or cord to the vines as soon as they begin to run and they will often exceed ten feet in height before the season is over.

Striped. Oz. 30c. **Pkt. 10c.**

White. Oz. 30c. " 10c.

Blue. A very attractive shade. Oz. 30c. " 10c.

Purple. Oz. 30c. " 10c.

Crimson. Oz. 30c. " 10c.

Mixed. Many shades from white to dark blue, red and striped. Oz. 20c. **Pkt. 10c.**

Aurora. Flowers decidedly larger and of heavier texture than those of the common Morning Glory; rich, deep blue shading to a white or rose-colored throat, or an exceedingly rich, deep carmine. Very free blooming. Oz. 30c. **Pkt. 10c.**

Giant Japanese Mixed. (*Imperial*) The flowers of this variety are of largest size, often three inches or more across; some are brilliant red or rich blue, others are equally brilliant, with broad margins of clear white; some are striped or dotted with blue or red on white or lemon yellow ground, others are clouded with blue and red. The foliage in some plants comes plain green, in others it is mottled with white and shades of yellow or yellowish green. Seed black, larger than other varieties of Morning Glory. Oz. 25c. **Pkt. 10c.**

Mourning Bride (*Scabiosa or Sweet Scabious*) An old-fashioned but most attractive flower. Its great abundance and long succession of richly colored, fragrant blossoms on long stems make it one of the most useful decorative plants of the garden. Desirable for cutting as well as for beds and borders. Flower heads about two inches across; florets double, surrounding the thimble-shaped cone, and giving a fancied resemblance to a pin cushion.

Seed may be sown in place as soon as ground can be worked; or for earlier blooming sow in hotbed early in spring and transplant one and one-half feet apart. Hardy annual; about two to two and one-half feet high.

Double Blue. Oz. 60c. **Pkt. 10c.**

" **Maroon.** Oz. 60c. " 10c.

" **Pink.** Oz. 60c. " 10c.

" **Red.** Oz. 60c. " 10c.

" **White.** Oz. 60c. " 10c.

" **Yellow.** Oz. 60c. " 10c.

" **Mixed.** Colors include deep and light purple, scarlet pure white and dark mulberry red. Oz. 50c. **Pkt. 10c.**

MOSS ROSE—(See *Portulaca*)

MYRSIPHYLLUM—(See *Smilax*)



MOURNING BRIDE

Nasturtium

Few plants are more easily grown or remain longer in bloom than the *Tropaeolum* with its large shield-shaped leaves and beautifully irregular flowers having long spurs and brilliantly colored petals. In favorable soil, flowers are produced in abundance throughout the season. Much used for window boxes. If the black aphid appears, spray the foliage vigorously with water.

Seed is usually sown outdoors, as soon as the weather is warm and settled, in the row where the plants are to remain. Well pulverized soil, preferably well drained and moderately rich, should be used and the seed covered with about one inch of fine soil firmly pressed down. A sunny situation is essential for free blooming. If the soil is very rich the plants give a large amount of foliage but few flowers. For earlier blooming, start indoors and transplant to the open ground after danger of frost is over.

Dwarf Varieties (*Tropaeolum minor*) Sometimes called Tom-Thumb sorts. The flowers are brilliant and attractive. The plants are evenly dwarf and are often used for a border. When about two inches high, thin so as to give each plant about one foot of room. Hardy annual; about one foot high.

- Aurora.** Flowers light reddish orange, veined with carmine. Oz. 20c; ¼ Lb. 45c. Pkt. 10c.
- Bronze Colored.** Bronze-orange. Oz. 20c; ¼ Lb. 45c. " 10c.
- Crimson.** Dark crimson. Oz. 20c; ¼ Lb. 45c. " 10c.
- Empress of India.** Small, compact plant; deep scarlet flowers; very dark foliage. Oz. 20c; ¼ Lb. 50c. " 10c.
- King Theodore.** Scarlet-maroon or brown-red flowers. Oz. 20c; ¼ Lb. 50c. " 10c.
- Pearl.** Pale yellow. Oz. 20c; ¼ Lb. 50c. Pkt. 10c.
- Rose.** A warm rose-pink. Oz. 20c; ¼ Lb. 50c. " 10c.
- Scarlet.** Scarlet-orange. Oz. 20c; ¼ Lb. 45c. " 10c.
- Schilling's Striped.** Bright yellow with brownish red or maroon blotches and stripes. Oz. 20c; ¼ Lb. 50c. " 10c.
- Yellow.** Bright rich yellow. Oz. 20c; ¼ Lb. 45c. " 10c.
- Dwarf Mixed.** Many desirable shades and colors. Oz. 15c; ¼ Lb. 35c; Lb. \$1.25. " 10c.

Trailing Varieties (*Tropaeolum Lobbianum*) The Lobbianum differs from the common tall, climbing or running nasturtium in being a little smaller in leaf, more compact in growth, more floriferous and having richer, more varied colored flowers. When about two inches high thin to six inches apart. Give some support to the vines as soon as they begin to run and they will usually grow six to eight feet during the season. The trailing sorts are much used for covering arbors and trellises. Half hardy annual.

- Bright Yellow.** Yellow with purplish carmine stain. Oz. 20c; ¼ Lb. 45c. Pkt. 10c.
- Brilliant.** Intense scarlet-red, dark foliage. Oz. 20c; ¼ Lb. 45c. " 10c.
- Chestnut Brown.** Rich red-maroon. Oz. 20c; ¼ Lb. 45c. " 10c.
- Giant of Battles.** Sulphur, red blotches. Oz. 20c; ¼ Lb. 45c. " 10c.
- Hemisphericum (Majus)** Straw, blotched and suffused orange-scarlet; very large foliage, very strong growing, usually twelve to fifteen feet high. Oz. 20c; ¼ Lb. 45c. Pkt. 10c.
- Jupiter (Majus)** Very large, golden-yellow flowers; very large foliage, very strong growing, usually twelve to fifteen feet high; free blooming. Oz. 20c; ¼ Lb. 45c. Pkt. 10c.
- King of the Blacks.** Black-red or crimson-maroon, with darker markings; dark foliage. Oz. 20c; ¼ Lb. 45c. Pkt. 10c.
- Light Yellow.** Attractive light yellow or yellowish white with maroon stain. Oz. 20c; ¼ Lb. 45c. Pkt. 10c.
- Queen Wilhelmina.** Foliage variegated, being marbled and veined with light green and white. Flowers rosy scarlet. Oz. 20c; ¼ Lb. 45c. Pkt. 10c.
- Rose.** Bright and attractive. Oz. 20c; ¼ Lb. 45c. Pkt. 10c.
- Spitfire.** Bright, fiery scarlet flowers; very floriferous. Oz. 20c; ¼ Lb. 45c. Pkt. 10c.
- Trailing Mixed.** Lobbianum varieties. A wide range of colors and shades. Oz. 20c; ¼ Lb. 45c; Lb. \$1.00. Pkt. 10c.

Madame Gunter's Hybrid Nasturtiums The flowers are striped or blotched with shades of red on yellow and orange ground. Vines about four feet long, being intermediate between the dwarf and the trailing sorts. Half hardy annual. Oz. 20c; ¼ Lb. 45c. Pkt. 10c.

Chameleon Nasturtiums Almost every shade of color and marking known to nasturtiums; continually changing from day to day. Attractive strains.

- Dwarf Chameleon.** Oz. 20c; ¼ Lb. 45c. Pkt. 10c.
- Trailing Chameleon.** Oz. 20c; ¼ Lb. 45c. " 10c.

Nemesia Compact, low growing plants producing an abundance of bright colored flowers of distinctive shape. The flowers are borne somewhat above the foliage and range in color from white through pale yellow and rose to orange and crimson. Very desirable for the open border and for pot culture indoors.

Seed should be sown indoors during March and the plants set out during May to furnish flowers during midsummer; sowing made out of doors will flower during September.

Suttoni Grandiflora Mixed. A choice strain producing flowers of the largest size in rich and varied shades of color. Pkt. 10c.

Nicotiana Handsome bedding plants of the tobacco family, valuable for long and free blooming. The flowers are salver-shaped, with long tubular corollas.

Sow outdoors when ground is warm and dry, covering the fine seed one-eighth inch deep or for earlier blooming start in boxes indoors and transplant to open ground when danger of frost is past. Allow at least eighteen inches to each plant for proper development. Half hardy annuals; about three feet high.

Affinis. Flowers large, white and fully expanded only in the morning or evening or on cloudy days. Very fragrant. Oz. 40c. Pkt. 10c.

Sanderæ, Mixed. Flowers white, carmine-rose or violet, a little smaller than *Affinis* and unlike it, in full bloom during the day. Very floriferous. Pkt. 10c.

NIGELLA—(See *Love-in-a-Mist*)

CENOTHERA—(See *Primrose*)



NASTURTIUM

Pansies

Pansies are now produced in an almost infinite variety of colors and markings. Their brilliancy of shading, extended season of blooming and long keeping characteristics make them general favorites. The strains now offered are far superior to the old Heart's Ease or *Viola Tricolor* and the esteem in which they were held by older generations has been heightened by the greater variety and more brilliant colors of the improved sorts. We have been interested in the bringing forward of advanced types of very large varieties in this country as well as in Europe, and our stocks are the very best obtainable. We spare neither pains nor expense to satisfy the most critical trade. Every year we visit the gardens of the most expert specialists and are in position to give our customers the benefit of their knowledge.

We have annually both out of doors and under glass extensive trials of Pansies from the most successful European growers and from prominent seedsmen. While the variations in shades of color and markings appear almost limitless our list includes the very best strains the world produces.

Seed may be sown indoors very early in spring, or a little later in the open ground, and transplanted when an inch high. Such plants will commence to bloom in June. If sown in July, the plants will bloom in the fall, or if sown in September, the following spring. Well pulverized soil should be used and the seeds covered one-eighth to one-fourth inch deep with fine soil firmly pressed down. The largest and best flowers are produced by young plants which have been grown rather slowly in a partially shaded situation, and in very rich soil; coolness and moisture are necessary. A situation sheltered from high winds and exposed to the morning sun is most favorable and frequent sprinklings are advantageous. Grown indoors pansies make a good winter blooming pot plant. Hardy perennial but usually grown as an annual or biennial. Four to six inches high.



GIANT FLOWERED PANSIES

MIXTURES

Ferry's Superbissima Blotched. Very large flowers of exceptionally fine form and substance, usually ruffled and beautifully veined and blotched in all the finer and deeper shades and colors found in pansies. Plants are very vigorous and floriferous. Superior to rather than simply different from old strains. ¼ Oz. \$2.00... **Pkt. 15c.**

Giant Flowering Parisian Mixed. The flowers of this splendid mixture are of largest size, very fine form and range of colors often in the lighter shades. Each petal is usually beautifully blotched. Oz. \$3.00..... **Pkt. 10c.**

Giant Trimardeau Mixed. Our stock of this variety produces as large pansies as can be grown. Flowers of richest, most varied shades, well rounded form and generally marked with three large blotches. Plants very hardy and vigorous. We recommend this mixture as one sure to give general satisfaction where conditions are at all suitable for pansy growth. Oz. \$2.25..... **Pkt. 10c.**

Extra Choice Mixed. From best named flowers of very large size. An extra fine Trimardeau mixture, very superior in size, form, coloring and substance. Oz. \$3.00..... **Pkt. 10c.**

Choice Mixed. Seeds saved from large flowering sorts. A special mixture in a wide range of colors, shades and markings. Oz. \$1.50..... **Pkt. 10c.**

SEPARATE COLORS

- Giant Black.** Very large flowers of rich purplish black. Oz. \$2.50..... **Pkt. 10c.**
- " **Bronze.** Flowers of large size and of attractive shades of light golden bronze. Oz. \$3.00..... " **10c.**
- " **Light Blue.** Bright light blue flowers with dark blotches on lower petals. Oz. \$3.00..... " **10c.**
- " **Mahogany.** Rich mahogany brown. Oz. \$3.00..... " **10c.**
- " **White.** Very large flowers, all white. Oz. \$2.50..... " **10c.**
- " **Wine Colored.** Large size flowers in shades of red and wine. Oz. \$2.50..... " **10c.**
- " **Yellow.** Flowers pure yellow. Oz. \$2.50..... " **10c.**
- Navy Blue.** Deep lavender blue petals, dark blue about eye; large flowering. Oz. \$2.50..... " **10c.**
- Lord Beaconsfield.** The lower petals are very deep violet purple, shading in upper petals to white, slightly tinted with purple. The flowers are very large and finely formed. Oz. \$2.50..... **Pkt. 10c.**

Peas, Everlasting (*Lathyrus latifolius*) An easily grown, hardy perennial climber with smaller flowers lacking the fragrance of Sweet Peas, but producing for many weeks a succession of blossoms in clusters of eight to ten each. Only a few flowers can be expected the second season but in the third and fourth, the plants then being well established, an abundance of foliage and blooms is afforded. The plants die down late in the fall and start again in the spring.

Sow the seed out doors early in spring, using well prepared soil and covering the seed about one inch deep with fine soil firmly pressed down. The perennial sorts are suitable for covering stumps and fences, and on a trellis will often grow five to six feet.

Mixed. Includes white, rose and purple flowers. Oz. 75c.....**Pkt. 10c.**

PERIWINKLE—(See *Vinca*)

(*Peony Roots are listed in our autumn Bulb Catalogue.*)

Petunia

Petunias are unsurpassed for massing in beds. They are also used along walks and driveways and are often grown in window boxes. Their richness of color, duration of bloom and culture will always make them popular. They endure drought exceptionally well. The seed we offer is the result of careful hybridization and can be depended upon to give as large a proportion of double flowers as any.

In some strains the flowers are very large, measuring four to five inches across; in others, they are deeply fringed; still others have star-like markings radiating from the throat and extending nearly or quite to the outer margin of the blossom; again, others have full, double flowers. The colors range from white to deep red-purple and are variously striped and blotched.

Plant the seed, which is exceedingly fine, in a warm, open, sunny place. Seeds may be sown directly in the open ground or for early results the plants may be started in cold-frame, hot bed or in pots indoors, in a temperature averaging sixty to seventy degrees. Water with a fine spray and do not permit the seedlings to dry out. The plants are tender and should not be trusted in the open until danger of frost is over. Any good, friable garden soil, well pulverized and in good condition may be used, and the seed covered with about one-eighth to one-fourth inch of fine soil firmly pressed down. The rows should be two feet apart. Thin to eighteen inches apart. The plants begin to bloom when small and continue until cut off by frost. Tender perennial, blooming the first year; about one and one-half feet high.

Petunias may also be grown under glass in winter. The best method is to sow seeds late in summer and grow stocky plants in pots, but old plants can be lifted on the approach of cold weather, cut back and taken inside for winter bloom.



PETUNIAS

Hybrida Dwarf Rosy Morn. Compact in habit of plant but producing throughout the summer an abundance of clear rosy pink flowers with white throat. An excellent sort for borders, edgings or porch boxes.....**Pkt. 10c.**

Hybrida Dwarf White. Plants of compact habit, covered with a profusion of white flowers.....**Pkt. 10c.**

Hybrida Dwarf Mixed. Plants compact growing. A choice mixture of many shades and colors. Very desirable for small beds.. Oz. \$2.00.....**Pkt. 10c.**

Hybrida General Dodds. Single flowers of rich, dark purplish red color.....**Pkt. 10c.**

Hybrida Lord Courtenay. Brilliant rose with yellow throat.....**Pkt. 10c.**

Hybrida White. Large single white flowers.....**Pkt. 10c.**

Hybrida Striped and Blotched. Includes striped or blotched flowers in a wide range of brilliant colors. A fine bedder. Oz. \$1.25.....**Pkt. 10c.**

Hybrida Choice Mixed. An excellent range of colors including white, stripes and shades of rose, red and purple. A very satisfactory mixture. Oz. 75c.....**Pkt. 10c.**

Large Flowered Mixed. Plants vigorous and flowers very large; some striped, others self colored. ¼ Oz. \$1.50.....**Pkt. 10c.**

Double Finest Mixed. The seed we offer will produce a large percentage of double flowers in a good range of colors.....**Pkt. 20c.**

Fringed Single Mixed. Very attractive, deeply fringed flowers in a variety of colors.....**Pkt. 20c.**

Fringed Double Mixed. Large flowering; many colors; flowers beautifully fringed.....**Pkt. 25c.**

Superbissima Mixed. Flowers of immense size, superbly colored with throats beautifully veined. We have carefully compared other strains sold as "Giants of California," etc., and have found none superior and many of them not equal to our strain of this magnificent variety.....**Pkt. 25c.**



PHLOX DRUMMONDI

Phlox Drummondii (*Large Flowering*) Unequaled in the magnificent display of their many and brilliantly colored flowers. The plants are hardy bush-like annuals with many broad flat-topped clusters of nearly round and star-shaped flowers. They are of easiest culture and bloom profusely through a long season. Especially attractive in masses or ribbon beds of contrasted colors; useful as window-garden plants and very desirable for combining in mixed bouquets.

Seed is usually sown very early in spring outdoors in rows one foot apart. A sunny situation is desirable. Well pulverized soil, preferably rich and mellow, should be used and the seed, which germinates rather slowly, covered with about one-fourth inch of fine soil firmly pressed down. Thin to four inches apart. For very early blooming, seed may be sown outdoors in fall, or started indoors and transplanted early in April. Hardy annual; one foot high.

- | | | | |
|--|------------------|---|------------------|
| Alba. Pure white, very desirable. Oz. 90c..... | Pkt. 10c. | Rosy Chamois. Deep salmon-rose. Oz. 90c..... | Pkt. 10c. |
| Black Warrior. Very deep maroon. Oz. 90c..... | " 10c. | Scarlet. With maroon center. Oz. 90c..... | " 10c. |
| Isabellina. Creamy yellow. Oz. 90c..... | " 10c. | Splendens. Crimson, pure white eye. Oz. 90c..... | " 10c. |
| Kermesina Alba Oculata. Rosy crimson, white eye. Oz. 90c..... | Pkt. 10c. | Violet. Deep violet-blue, white eye. Oz. 90c..... | " 10c. |
| Lilac. With white center. Oz. 90c..... | " 10c. | Extra Choice Mixed. Best large flowered varieties. Our mixture is unexcelled for profusion of bloom and wide range of brilliant colors. Oz. 80c..... | Pkt. 10c. |
| Rosea. Rose, with distinct eye. Oz. 90c..... | " 10c. | | |

Pinks

(*Dianthus*) The Pinks are old-fashioned favorites and as a class are more varied in color than the Carnations but lack their fragrance. Both the single and double Pinks are well adapted for bedding and borders, and are suitable also for cutting as the stems are of good length and the brilliantly colored flowers often one and one-half to two inches across, contrast vividly with the rather narrow bright light green leaves. The Pinks are annuals and not perennials like the Carnation.

Seed may be sown in the open ground in spring after danger of frost is past, in the place where the plants are wanted to bloom. Use well pulverized soil, preferably sandy loam. Make the rows one foot to fifteen inches apart and cover the seed with one-fourth inch of fine soil firmly pressed down. When two inches high, thin six to eight inches apart. Plants compact, bushy, usually about one foot high.

- | | |
|--|------------------|
| Single Crimson. Rich, vivid crimson color; of large size and splendid substance, evenly and finely lacinated..... | Pkt. 10c. |
| Single White. Pure white flowers with finely cut or lacinated petals..... | " 10c. |
| Single White Marbled Rose. Single flowers beautifully marbled and striped with light shades of red upon lighter ground. Border of petals finely cut or lacinated..... | Pkt. 10c. |
| Royal Pinks (<i>Heddewigi nobilis</i>) These very large, single flowers afford a wide range of colors. Petals deeply cut and fringed and flowers in splendid shades from blood-red to carmine, pink and even white. Plants dwarf and very free flowering..... | Pkt. 10c. |
| Heddewig's Single Mixed. A splendid mixture of single flowers of the best shades and beautifully marked. Plants dwarf; very free flowering. Oz. 50c..... | Pkt. 10c. |
| Double Brilliant Maroon. A beautiful variety easily cultivated; rich, deep red..... | " 10c. |
| Double Dark Purple. An attractive and particularly useful color in pinks. The flowers are double, of large size, fine form and are suitable for cutting..... | Pkt. 15c. |
| Double Pure White. Clear white, double and fully as large as the popular Marguerite Carnation; desirable for cutting..... | " 15c. |
| Double Diadem Mixed (<i>Heddewig's</i>) Very regular, double, and all tints from crimson purple to deep black purple. Oz. 90c..... | Pkt. 10c. |
| Double Japan Mixed (<i>Chinensis laciniatus</i>) The flowers are rich in hue; very double, deep fringed petals. Colors vary from white to rose, lilac, carmine, crimson, scarlet, purple, brown and almost black, spotted and striped. Oz. 90c..... | Pkt. 10c. |
| Double China Mixed (<i>Chinensis</i>) White and dark crimson selves, also white tipped light purple and shades of red with darker blotchings. A mixture of double pinks unsurpassed in variety of brilliant coloring and marking. Oz. 45c..... | Pkt. 10c. |

Poppy

(*Papaver*) These well-known hardy annuals and perennials flower in great profusion throughout the summer. Both the single and double varieties are very desirable for bedding and borders. The flowers are remarkable for their large size, delicacy of tissue and wide range of bright dazzling colors.

As early in spring as ground can be worked sow the seed, which is quite small, where the flowers are to bloom as the annual varieties do not bear transplanting. Pulverized soil, preferably light sandy loam, should be used. Make rows fifteen inches apart and cover seed one-fourth inch deep. When two inches high, thin from six inches to one foot. To insure continuous bloom during a long season the flowers should be cut regularly and no seed pods allowed to form.

Annual Varieties

- Shirley.** A magnificent variety, producing through a long season large single flowers of charmingly delicate colors, ranging from pure white through shades of pink and rose to brightest scarlet and carmine-red. If cut before the blooms are fully expanded, they will keep fresh in water for several days. Hardy annual, about twenty inches high. Oz. 40c.....Pkt. 10c.
- Ryburgh Hybrid.** A very desirable new strain of poppies obtained by crossing the Shirley and Ranunculus varieties. They range in color from white through shades of salmon and pink to scarlet and red. The flowers are double or semi-double and the delicate texture of the tissue-like petals gives the flower an exceptionally dainty appearance. Oz. 75c.....Pkt. 10c.
- Tulip Flowered.** Single bright scarlet tulip shaped flowers, a black spot appearing at the base of each petal. Hardy annual, about one foot high. Oz. 60c.....Pkt. 10c.
- Single Mixed.** Attractive single flowers in a wide range of colors. Many of the flowers are fringed and all are of delicate texture. Oz. 25c.....Pkt. 10c.
- Double Fringed Carnation Red.** Flowers large and very double, each petal being so finely cut as to give the blossom the appearance of a large ball of brilliant cardinal colored silk. Hardy annual, two feet high. Oz. 40c.....Pkt. 10c.
- Double Fringed Carnation White.** The finest double white poppy. Plant upright growing and floriferous. Flowers three to four inches across, perfectly double, finely fringed. Hardy annual, two feet high. Oz. 40c.....Pkt. 10c.
- Double Fringed Carnation, Mixed.** Double, finely fringed flowers in shades of white, pink and red. Oz. 25c..... " 10c.
- " **Peony White.** Pure white, double showy ball shaped flowers. Oz. 25c..... " 10c.
- " " **Red.** Very double, ball shaped flowers of rich deep crimson. Oz. 25c..... " 10c.
- " " **Mixed.** Large showy double flowers of various colors; hardy annual, about two feet high. Oz. 20c..... Pkt. 10c.
- Double Choice Mixed.** Very large, double poppies in a variety of colors and forms. About two feet high. Oz. 20c.....Pkt. 10c.

Perennial Varieties

Perennial poppies do best in rows one and one-half feet apart and one foot apart in the row. Seed may be sown outdoors either in spring or fall.

- Oriente.** Very large single gorgeous scarlet blossoms; base of petals bluish black. One of the most showy garden perennials; about two feet high. Oz. \$2.00.....Pkt. 10c.
- Oriente Hybrids Mixed.** A choice mixture of Oriente Poppies in shades of white, salmon, orange, scarlet and crimson. Oz. \$2.00. Pkt. 10c.

We do not furnish seed of the opium poppy.

Portulaca

Sometimes called Moss Rose. Few flowers make such a dazzling display of color in the bright sunshine as a bed of portulacas. The glossy cup-shaped single flowers and rose-like double flowers, about one inch across, range through many shades of red, white, pink, orange, yellow, striped, etc. Plants low growing or creeping with thick, fleshy stems tinged with red and small quill-shaped leaves. Desirable also for edgings. They are in bloom through a long season.

Sow seed outdoors, after weather is warm and settled, where the plants are to stand in rows one foot apart. They should have a sunny situation. Well pulverized soil should be used but it does not need to be rich. Cover seed about one-eighth inch deep. Thin to two inches apart. For massed beds seed can be sown broadcast, the soil sifted on and the whole bed carefully pressed with a board. For earliest blooming start under glass and transplant to place after danger of killing frost is over. Tender annual; about nine inches high.

Single Varieties

- Single Orange.....Pkt. 10c.
- " Scarlet..... " 10c.
- " White..... " 10c.
- " Fine Mixed. A wide range of colors. Oz. 75c.Pkt. 10c.

Double Varieties

The seed we offer can be depended upon for a large proportion of fine, very double flowers and the few that come single can be pulled out if desired.

- Double White.....Pkt. 10c.
- " Scarlet. Very bright and attractive. " 10c.
- " Orange..... " 10c.
- " Mixed. Many beautiful shades. Oz. \$3.00.Pkt. 10c.



DOUBLE POPPIES

Primrose, Evening (*Enothera*) Large, showy saucer-shaped blossoms, usually fully expanded only towards and during evening. The blossoms are yellow or white and are very freely produced.

Lamarckiana (*Showy Evening*) Superb spikes of large, bright yellow blossoms about three inches across. Sow in open ground early in spring, or if blooms are wanted the first season, start very early in hotbed and transplant. Hardy perennial but blooms the first year; height four feet. **Pkt. 10c.**

Primula Sinensis (*Chinese Primrose*) This beautiful winter blooming pot plant is especially valuable in that its brightly colored and finely formed flowers and prettily cut foliage may be had in perfection from November until late in spring.

Sow seed indoors in well drained, shallow pans or boxes from April to last of July, to insure flowering the following winter. For best results use finely sifted leaf mold, loam and sand in equal parts. Cover slightly and place the pans in a temperature of about 60° F. Water with a fine spray. If covered too deeply or if allowed to dry after being wet the seed will not germinate. Transplant into pots and keep in a cool place so that the plants will grow slowly until ready to bloom. Seed may also be sown in fall. Greenhouse perennial, six to ten inches high.

Single Fringed, Choicest Mixed **Pkt. 25c.**

Double Fringed Mixed. Very choice; shades of red, rose, white, etc. The seed we offer can be depended on to produce a very large proportion of double flowers. **Pkt. 25c.**

Pyrethrum Very ornamental, both foliage and flowers. Well adapted for bedding and borders. Sow outdoors in spring as soon as ground can be worked, or for best results start the seed indoors and transplant after danger from frost is past. (*See also Matricaria*)

Parthenifolium Aureum (*Golden Feather*) Beautiful dwarf gold leaved bedding plant. Flowers white. Half hardy perennial often treated as an annual; height one foot. Oz. 60c. **Pkt. 10c.**

Rhodanthe One of the most beautiful everlastings. Sometimes called Straw Flower. The flower-heads are somewhat bell-shaped, becoming when mature fully expanded and sometimes reflexed. They are gracefully poised on slender stems. The mixture we offer includes rose with golden center and white with yellow disc. Blooms should be gathered before fully expanded and dried in the shade.

Start under glass, or sow seed outdoors after danger of frost is over. Tender annual; one and one-half to two feet high.

Rose **Pkt. 10c.**

White " **10c.**

Mixed. Oz. 75c. " **10c.**

RICINUS—(*See Castor Bean*)

Rocket, Sweet (*Hesperis matronalis*)

Produces loose clusters of flowers very fragrant during the evening and useful for cutting. Flowers cruciform, somewhat resembling the single Stock but smaller.

Seed germinates readily in open ground if sown after danger from frost is past. Hardy perennial.

Purple. Plants two and one-half to three feet high. **Pkt. 10c.**

White. About two feet high. " **10c.**

Rose **Multiflora Dwarf Perpetual, Mixed.** Plants under good care will commence to flower when six inches high and about two months old, and continue to grow and bloom until they form compact bushes about sixteen inches high, well covered with single and double flowers.

Open the berries and separate the seeds, sowing in pots of rich sandy soil and keep at about 70° F. and moderately moist. When plants are about one inch high transplant and give plenty of light and air. Tender perennial; blooming the first year. **Pkt. 15c.**

Open the berries and separate the seeds, sowing in pots of rich sandy soil and keep at about 70° F. and moderately moist. When plants are about one inch high transplant and give plenty of light and air. Tender perennial; blooming the first year. **Pkt. 15c.**

Salpiglossis Very showy bedding or border plants with richly colored, funnel-shaped flowers which are borne on long graceful stems. The flowers of purple, scarlet, crimson, yellow, buff, blue or almost black are beautifully veined or penciled. They are produced abundantly during the entire summer, and are certainly worthy of more general cultivation than they have heretofore had. As they lend themselves readily to artistic arrangement they are very desirable for cut flowers. They are easily grown and are most desirable for beds or borders.

For early blooming seed may be started indoors as early as the middle of March and the young plants set out in the garden one foot apart, or seed may be sown outdoors after settled warm weather. Blooms from August to October. Half hardy annual; about two feet high.

Extra Fine Mixed. Flowers of many beautiful shades, finely veined or penciled. A choice mixture of large flowering varieties. Oz. 90c. **Pkt. 10c.**



SALPIGLOSSIS

Salvia

(Flowering Sage) Among the most brilliantly colored of garden flowers and extremely useful for bedding; also valuable for pot culture and cutting. Blooms are borne in long spikes well above the foliage and are of fiery red, crimson or blue, continuing in flower a long time. The densely filled flower spikes are often eight to ten inches long and include thirty or more tube-like florets, one to two inches in length.

Start early in heat and transplant into light soil one to two feet apart; or seed can be sown outdoors after danger from frost is past. Tender perennial, but blooms the first season; height one and one-half to three feet.

Splendens. The large, brilliant scarlet flowers are in very striking contrast with the rich, dark green background of dense foliage. This variety is most generally used in parks and on extensive lawns, as it is more vigorous than the dwarf varieties. One of the most distinct and effective bedding plants. Two and one-half to three feet high. Oz. \$2.25. Pkt. 10c.

Bonfire. Many strains of *Salvia Splendens* have been offered under different names claiming they are larger flowered or more floriferous than the old type. We have found none more valuable than this strain in which the plant is more uniformly dwarf, and comes into bloom earlier than most sorts. Height of plant about two feet. Oz. \$2.50. Pkt. 10c.

Patens. One of the finest blue flowers known; not as well suited for bedding as the other varieties of *salvia*, but very attractive in the mixed border or in the greenhouse. Height of plant, about one and one-half to two feet. Pkt. 15c.

SCABIOSA—(See *Mourning Bride*)
SCARLET FLAX—(See *Linum*)

Scarlet Runner Beans

A rapid growing annual climber, bearing sprays of brilliant scarlet pea shaped blossoms. Used either as a snap or shell bean for eating as well as being desirable for ornamental purposes. Seed may be planted out of doors as soon as danger of frost is past. Vines ten to twelve feet high. Oz. 15c; ¼ Lb. 25c. Pkt. 10c.

Schizanthus

Retusus Mixed. Also known as Butterfly Flower or Poor Man's Orchid. Dainty compact branching plants with finely cut foliage, covered when in bloom with clusters or spikes of brilliantly colored butterfly-like flowers. Valuable for garden decoration or pot culture. Petals bright yellow with margins and tube of carmine or purple-rose, shading from lighter to darker shades.

The seed may be sown outdoors after danger of frost is past, where the plants are to remain; or start inside and transplant when weather is suitable. Hardy annual; about twenty inches high. Pkt. 15c.

Shasta Daisy

Splendid perennial plants with large single white flowers with yellow centers. The flowers are borne on long stems and are excellent for cutting. The plants produce an abundance of bloom, making them very desirable for the hardy border.

Seed may be sown in the open ground early in spring but better results are usually obtained from sowings made in boxes indoors and plants set out after they have made some growth. Well pulverized soil, preferably light sandy loam should be used and the seed covered one-fourth inch. Pkt. 10c.

SENSITIVE PLANT—(See *Mimosa Pudica*)

Smilax

(*Myrsiphyllum asparagoides*) No twining plant in cultivation surpasses this in graceful beauty of foliage. Indispensable to florists for table and house decoration. The hard texture of its small glossy green leaves permits the long delicate sprays of foliage to be kept without wilting several days after being cut.

Planted in spring it makes a fine pot plant for fall and winter. The seed germinates very slowly. The process may be hastened somewhat by soaking the seed in hot water for ten hours before planting, but even then it is often six or eight weeks before the plants make their appearance. Tender perennial climber, ten feet high. Oz. 50c. Pkt. 10c.

Snapdragon

(*Antirrhinum*) (*Large Flowering*) This border and bedding plant of long blooming season is one of the best perennials suitable for flowering as an annual. The long showy spikes of curiously shaped tubular flowers with spreading lobes and finely marked throats are fragrant as well as brilliantly colored. They are very desirable for cutting as the spikes of bloom are borne well above the dark glossy leaves and keep fresh for a long time.

For blooms the first season outdoors, sow seed very early under glass and transplant to open border as soon as the ground is warm and dry, in rich loamy soil in a sunny situation, setting one foot apart each way and giving them plenty of water; or sow seed in August or September and cover plants with a mulch on approach of cold weather. These fall-sown plants may be transplanted into pots and flowered in the house, and in this case give them the same temperature and treatment as geranium and carnations. Tender perennial, often treated as annual or biennial.

Semi-Dwarf Varieties

This class of plants grows about fifteen inches high and are splendid for mass effects in the garden. The stems, while not as long as those of the tall growing sorts, are very desirable as cut flowers for small vases.

Semi-Dwarf Maroon.....	Pkt. 10c.	Semi-Dwarf White.....	Pkt. 10c.
" " Pink.....	" 10c.	" " Yellow.....	" 10c.
" " Scarlet.....	" 10c.	" " Mixed. Oz. 90c.....	" 10c.

Tall Growing Varieties

Produces long, graceful spikes of flowers which are unsurpassed for cutting. Plants about two and one-half feet high.

Tall Large Flowering, White.....	Pkt. 10c.	Tall Large Flowering, Garnet.....	Pkt. 10c.
" " " Yellow.....	" 10c.	" " " Scarlet.....	" 10c.
" " " Pink, White Tube.....	" 10c.	" " " Fine Mixed. An extra fine mixture including all the best colors. Oz. 50c.....	" 10c.

Statice

An easily grown annual which is very desirable for use in rock gardens or as a border plant. The flowers are borne in racemes on long graceful stems and may be cut and dried like everlasting; for this purpose they should be dried in a cool and shady place hung up by the stems to keep their natural shape. Sow the seed indoors during March or April and transplant to open ground after danger of frost is past. They prefer a sunny location and are rather susceptible to an excess of moisture. Height of plants two to two and one-half feet

Sinnuata Mixed. A choice mixture in shades of blue, pink, yellow and white. Oz. 50c. Pkt. 10c.



SALVIA

Stock

(*Mathiola*) Sometimes called Gilliflower. Considered almost indispensable where a fine display of flowers is wanted and particularly valued for edgings, bedding and pot culture. The improved varieties we offer of this favorite garden plant produce dense spikes of very fragrant and beautiful rosette-like double flowers in a wide range of attractive colors. They are suitable for cutting, being produced on stems of good length in pleasing contrast with the dark green foliage of the bushy plants. Each of the two types is of long flowering period and if the earlier ones are started indoors, a profusion of fragrant and pleasing flowers is afforded for the entire season.

Sow outdoors early in spring, using well fertilized, carefully pulverized soil and cover seed with one-fourth inch of fine soil firmly pressed down. Make the rows fifteen inches apart; thin to six inches apart. For earlier blooming start indoors and transplant. Height of plants, one to one and one-half feet.

Mammoth Beauty of Nice

A decidedly superior, large-flowering annual strain with the splendid foliage and bloom of the older type but flowering with the Ten Weeks and decidedly superior in length of stem and size of flower spike. This group is also called Beauty Stocks, Giants of Nice, "Cut and Come Again" and Victoria Stocks.

Crimson.....	Pkt. 10c.
Deep Blue.....	" 10c.
Rose.....	" 10c.
Rosy Lilac.....	" 10c.
White.....	" 10c.
Yellow.....	" 10c.
Beauty of Nice Mixed. Includes shades of white, old rose, blood-red, purple and violet. Oz. \$2.00.....	Pkt. 10c.

Double Ten Weeks (Large Flowering)

This favorite half-hardy summer blooming annual has deliciously fragrant flowers and is very desirable for cutting.

Double Ten Weeks, Blood Red.....	Pkt. 10c.
" " " Bright Pink.....	" 10c.
" " " Purple.....	" 10c.
" " " White.....	" 10c.
" " " Mixed (<i>Levkojen</i>) Shades of white, red, purple, lavender and maroon. Oz. \$1.25.....	Pkt. 10c.



STOCK, DOUBLE TEN WEEKS

STRAW FLOWER — (See *Helichrysum* and *Rhodanthe*)

Sunflower (*Helianthus*)

These stately, old-fashioned flowers with the newer improved varieties are coming into special favor as a background for lawns and in front of high fences. Valuable also as a screen to hide unsightly places and sometimes used to mitigate the evil of adjacent swamp holes. Their very tall dense growth and bright yellow disc-like flowers of very large size and long blooming period make them one of the most deserving and useful of hardy annuals.

Sunflowers grow readily in almost any soil but do best on light, rich limestone or alluvial land well supplied with moisture and not shaded by trees or buildings. Sow the seed outdoors in spring after danger of frost is over, preferably in well pulverized soil either broadcast or in rows two to three feet apart and cover about one-half inch deep. When the young plants are about four inches high thin one-half to two feet apart to secure the best development.

Red and Gold. (*Gaillardia Flowered*) A new and very desirable strain of sunflower producing large single flowers which vary in color from deep golden yellow to dull coppery red. Many of the flowers have petals marked like those of *Gaillardia*. The plants are tall and vigorous growing averaging five to seven feet. Oz. 50c..... Pkt. 10c.

Double Golden (*Globosus Fistulosus*) This desirable variety produces very large, globular exceedingly double flowers, often six to eight inches in diameter and of bright yellow color. Petals quilled. The plants are usually about five feet high. Oz. 20c. Pkt. 10c.

Stella. The plant of this fine Miniature (*cucumerifolius*) variety is spreading with many branches and attains a height of about three feet. The flowers are about three inches in diameter and are of an unusually pure golden yellow with black discs or centers, and are borne on long stems well above the foliage. Early blooming and produced in abundance throughout a long season. Oz. 25c..... Pkt. 10c.



SUNFLOWER, RED AND GOLD

SWEET ROCKET—(See *Rocket*)

SWEET PEAS

One ounce of seed is sufficient to plant a single row of 50 feet

(*Lathyrus odoratus*) No garden is too small for a row of Sweet Peas and no estate, however extensive or magnificent, should fail to include many varieties of this most popular flower. Its long blooming season usually extends from early summer until very hot dry weather and no other climber equals it for cutting, either for use in bouquets or for table decoration.

In describing varieties, by "standard" is meant the wide petal at the top of the flower; the "wings" are the two petals below.

The Grandiflora or large flowering type, owing to its vigor of growth, its freedom of blooming and extremely wide range of colors is well suited for most conditions of growth and location.

The Spencers are of exceptionally large size, the standard and wings waved or frilled and the general effect remarkably graceful and attractive. The plants are of vigorous growth and remain in bloom for a longer time than the Grandiflora sorts. The Spencers are decidedly shy seeders, hence the price will doubtless always be higher than for the older types.

Culture. Early in spring make a trench three to four inches deep in rich, mellow soil, so arranged that no water can stand in it and plant the seed in the bottom, covering at first only one inch deep. Sweet Peas, particularly the white seeded sorts, are often a little difficult to start. If the soil is too dry they will remain a long time without germinating; if it is too wet and cold they will not sprout at all. In soils at all heavy, or composed largely of clay, put about one inch of sand in the bottom of the trench and sow the seed on this, covering with more sand. Cover the row with a board to shed the rain and protect the soil from the hot sun but remove this as soon as the young plants appear.

When the plants are two inches high, cultivate and as they grow gradually fill up the trench. When the plants are about five inches high it is desirable to furnish some support for the vines to run upon, preferably a wire netting firmly supported by stakes to prevent sagging, but strings or brush are often used with satisfactory results.

The essentials for the largest and most finely formed flowers are as follows:

Planting as early in spring as possible, deep spading or plowing; the placing of manure in the bottom of the trenches to draw the roots downward; a sunny situation with the rows where possible running north and south, the removal in the early stages of growth of all but two branches and thinning the plants to not less than eight inches apart in the rows.

The roots should not be allowed to become too dry. Water applied thoroughly once or twice a week, preferably early in the morning or in the evening, is usually better than light sprinkling more frequently.

The blooms should be picked before they form pods or the plants will soon stop flowering.

Fall Planting. A better growth of vines and earlier blooming often result from planting seed in the fall instead of early spring. If a well drained sandy soil is selected this method may usually be depended upon to give satisfactory results even in the Northern states.

Preparation of the soil is the same as that for spring planting. The seeds should be sown about an inch or two apart in rows about three inches deep, and firmly covered with soil which should be somewhat ridged above the rows to improve drainage. The most important point in fall planting of Sweet Peas is to plant late enough so that plants will not appear above the surface of the soil before freezing weather sets in. Plantings are usually made in the latitude of Detroit from the 1st to the 15th of November. After the ground freezes the rows should be covered with a mulch of litter or manure. Upon approach of warm weather in the spring the rows should be examined and if plants have started the mulch may be removed either wholly or in part, leaving it between the rows or near at hand so that it may be replaced in case of a cold wave or sudden change of temperature.

For the aphid or plant louse, spraying with solutions of some tobacco extract or whale-oil soap is usually effective; and for the Red Spider, which also causes trouble at times, spraying with pure water is usually sufficient. A frequent change of location has also been found important.



SPENCER SWEET PEAS

SWEET PEAS—Continued

SPRING FLOWERING SPENCER VARIETIES

A comparatively new class of Sweet Peas that is rapidly becoming prominent for winter flowering indoors. The flowers are large, of the same form as the Spencers and are beautifully waved or frilled. They remain in bloom for a much longer time than the Early Flowering Grandiflora sorts. When planted out of doors they will commence blooming a month or more earlier than the later flowering varieties planted at the same time.

EARLY AVIATOR. Brilliant crimson scarlet flowers of large size and fine form. Pkt. 10c; Oz. 75c; ¼ Lb. \$2.00

EARLY BLANCHE FERRY. An attractive bicolor with white wings and rose pink standard. An early flowering Spencer similar in color to the well known Blanche Ferry. Pkt. 10c; Oz. 75c; ¼ Lb. \$2.00

EARLY BLUE BIRD. A very attractive shade of bright silvery blue. Flowers become somewhat deeper in shade as they age. Pkt. 10c; Oz. 75c; ¼ Lb. \$2.00

EARLY COLUMBIA. Standard rose pink, wings creamy white or tinged with pink. Pkt. 10c; Oz. 75c; ¼ Lb. \$2.00

EARLY GLITTERS. Bright fiery orange standard with wings of a deeper orange. Unsurpassed in brilliancy of color when used under artificial light. Pkt. 10c; Oz. 75c; ¼ Lb. \$2.00

EARLY HARMONY. A pleasing shade of lavender. Flowers of large size and borne on long stems. Pkt. 10c; Oz. 75c; ¼ Lb. \$2.00

EARLY SNOW FLAKE. An early flowering white variety of distinctive merit. The blossoms are large, of the best Spencer form and are borne in profusion on long stems. The most desirable Early Flowering White Sweet Pea. Pkt. 10c; Oz. 75c; ¼ Lb. \$2.00

EARLY ZVOLANEK'S ROSE. Rich rose pink. The flowers are large and are produced on stems of good length. One of the best commercial sorts. Pkt. 10c; Oz. 75c; ¼ Lb. \$2.00

EARLY FLOWERING SPENCERS MIXED. A choice mixture of the foregoing named Early Flowering Spencer varieties. Pkt. 10c; Oz. 50c; ¼ Lb. \$1.50

SPENCER VARIETIES

This group includes the largest and most beautifully formed sweet peas. The Spencers have very large waved flowers which are produced abundantly on long strong stems, making the blossoms most desirable for cutting.

The plants of Spencer varieties when grown outdoors are usually in bloom much longer than other sweet peas, as most of the blossoms fall off after maturity without setting pods. A characteristic of the best Spencers is an "open keel." The petal or envelope enclosing the pistil, stamens and anthers is called the keel. In a typical Spencer flower grown under favorable conditions the anthers and stigma are not clamped together and the envelope of the keel is large and baggy and open at the top.

Bicolor, Light

APPLE BLOSSOM. Bright rose standard with wings of very light primrose flushed or tinted rose-carmine. Very large Spencer form. Pkt. 10c; Oz. 35c; ¼ Lb. \$1.00

BLANCHE FERRY SPENCER. This is similar in color to the original grandiflora Blanche Ferry; standard rose-pink, wings white. Our strain is nearly free from the tinting which usually occurs on the wings of most bicolors. Pkt. 10c; Oz. 35c; ¼ Lb. \$1.00

Blue

MRS. TOM JONES. Deep azure blue. Flowers large and of fine substance. The best blue sweet pea yet introduced. Pkt. 10c; Oz. 35c; ¼ Lb. \$1.00

WEDGWOOD. Bright silvery blue. Large, well waved flowers on long stems. An attractive and very desirable shade. Pkt. 10c; Oz. 35c; ¼ Lb. \$1.00

Blue, Light

COLNE VALLEY. The finest clear light blue yet introduced. Flowers of good size, well placed on strong stems. Pkt. 10c; Oz. 35c; ¼ Lb. \$1.00

Blue, Dark

JACK CORNWALL V. C. The finest deep navy blue variety. Flowers of good size and form. Pkt. 10c; Oz. 35c; ¼ Lb. \$1.00

Blush Pink

VALENTINE. A recently introduced charming blush pink variety. The flowers are well formed, of largest size and are well placed in fours and fives on long strong stems. Pkt. 10c; Oz. 35c; ¼ Lb. \$1.00

Carmine

RENEW. Carmine rose flowers of large size and beautifully waved petals. Pkt. 10c; Oz. 35c; ¼ Lb. \$1.00

Cerise, Pale

ILLUMINATOR. Bright glowing salmon tinged with orange. Very satisfactory under artificial light. Pkt. 10c; Oz. 35c; ¼ Lb. \$1.00

Cerise, Deep

FIERY CROSS. A brilliant orange cerise. Flowers open pale but deepen with age. Pkt. 10c; Oz. 35c; ¼ Lb. \$1.00

Cerise, Scarlet

ROYAL SCOT. The most brilliant cerise sweet pea yet introduced. A vigorous grower producing large, finely waved flowers which will withstand the hottest sun without burning. Pkt. 10c; Oz. 35c; ¼ Lb. \$1.00

Cream

DOBBIE'S CREAM. A strong growing, cream or primrose. A profuse blooming variety, with large, much waved flowers, often duplexed. Pkt. 10c; Oz. 35c; ¼ Lb. \$1.00

Cream Pink, Pale

MRS. HUGH DICKSON. Apricot pink on cream ground. Flowers of large size borne on long stems; mostly four blossoms on each stem. A vigorous grower. Pkt. 10c; Oz. 35c; ¼ Lb. \$1.00

MIRIAM BEAVER. A leading light cream pink sweet pea. Flowers exceptionally large and wavy with the standard often duplexed or doubled. Pkt. 10c; Oz. 35c; ¼ Lb. \$1.00

Cream Pink, Deep

MARGARET ATLEE. Rich glowing pink on cream ground. The flowers are of largest size, beautifully frilled or waved. Often flowers are duplex or double. Pkt. 10c; Oz. 35c; ¼ Lb. \$1.00

MISS CALIFORNIA. A rich salmon pink variety with large beautifully waved flowers which are borne in fours on long, stout stems. Pkt. 10c; Oz. \$1.00; ¼ Lb. \$2.50

Crimson

CRIMSON KING. Undoubtedly the most glorious crimson sweet pea yet introduced. Flowers of large size, perfectly placed on long strong stems and of rich deep crimson color. Entirely free from sunburn and wind scald. Vigorous growing and a very profuse bloomer. Pkt. 10c; Oz. 60c; ¼ Lb. \$1.75

KING EDWARD. A rich and brilliant crimson. This variety is a vigorous grower and produces flowers of large size and a beautiful form. Pkt. 10c; Oz. 35c; ¼ Lb. \$1.00

AUSTIN FREDERICK. Our stock is of the improved strain. Flowers of largest size, well placed on long stems. Color a true lavender, the best yet introduced. Pkt. 10c; Oz. 35c; ¼ Lb. \$1.00

Marbled and Watered

HELEN PIERCE SPENCER. White veined, mottled and marbled with bright blue. Very attractive gloxinia-like coloring. Pkt. 10c; Oz. 35c; ¼ Lb. \$1.00

Maroon, Dark

WARRIOR. The best pure deep maroon. Large flowers of splendid form. Pkt. 10c; Oz. 35c; ¼ Lb. \$1.00

Orange Pink

GEORGE SHAWYER. Standard bright orange salmon; wings tinted with rose. The flowers are of large size and are perfectly placed on long stems. Pkt. 10c; Oz. 35c; ¼ Lb. \$1.00

SWEET PEAS—Continued

SPENCER VARIETIES—Continued

Orange Scarlet

THE PRESIDENT. Bright orange scarlet flowers of large size. The most brilliant in color of any variety in its class. Pkt. 10c; Oz. 35c; ¼ Lb. \$1.00

THOMAS STEVENSON. Brilliant orange-scarlet of large size, the standard showing more orange than the wings. Vigorous and very floriferous. Pkt. 10c; Oz. 35c; ¼ Lb. \$1.00

Picotee Edged, Blue

BLUE PICOTEE. Almost pure white except for a narrow edging of violet blue on the standard and wings. Flowers large and of fine form. Pkt. 10c; Oz. 35c; ¼ Lb. \$1.00

Picotee Edged, Pink

DAINTY. White suffused and edged with rose-pink; large Spencer form; picotee edged; very free blooming. Pkt. 10c; Oz. 35c; ¼ Lb. \$1.00

Pink, Pale

ELFRIDA PEARSON. White ground flushed with pink tinged with bronze when first opening. Free flowering and strong growing. The leading variety in its class. Pkt. 10c; Oz. 35c; ¼ Lb. \$1.00

Pink, Clear

COUNTESS. Bright clear pink, sometimes darker towards the edges; very large, open form; long stems. The first variety introduced of the Spencer type and still considered one of the best. Pkt. 10c; Oz. 35c; ¼ Lb. \$1.00

Pink, Deep

HAWLMARK PINK. Color deep rose pink at margin of petals and standard, but shades lighter toward the center of the flower. Flowers large and borne on long strong stems. One of the most beautiful pink sweet peas yet introduced. Pkt. 10c; Oz. 35c; ¼ Lb. \$1.00

Purple

ROYAL PURPLE. Rich royal purple. The color deepens as the flower ages which is a desirable quality in a purple variety. The best purple sweet pea. Pkt. 10c; Oz. 35c; ¼ Lb. \$1.00

Rose

ROSABELLE. A very rich bright rose. Flowers beautifully waved or fluted and of extra large size. Pkt. 10c; Oz. 35c; ¼ Lb. \$1.00

Salmon

STIRLING STENT. A deep metallic salmon, suffused with orange. A beautiful Spencer, especially in artificial light. Pkt. 10c; Oz. 35c; ¼ Lb. \$1.00

Scarlet

SCARLET EMPEROR. Bright deep scarlet. Vigorous in habit and with large frilled flowers which are quite sunproof. Pkt. 10c; Oz. 35c; ¼ Lb. \$1.00

Striped and Flaked


AURORA. White striped or flaked with orange rose. The most attractive striped variety. Pkt. 10c; Oz. 35c; ¼ Lb. \$1.00

SENATOR. Chocolate and brown striped and splashed on light ground. Large size and good form. Pkt. 10c; Oz. 35c; ¼ Lb. \$1.00

White

KING WHITE. The form, size, vigor, waviness and purity of color, give pre-eminence to its claim as the best white Spencer yet introduced. Seed white. Pkt. 10c; Oz. 35c; ¼ Lb. \$1.00

CONSTANCE HINTON. Flowers open blush but change to pure white. Of largest size, splendid form and superior substance. Seed black. Pkt. 10c; Oz. 35c; ¼ Lb. \$1.00



SWEET PEA, MARGARET ATLEE

MIXTURES OF SWEET PEAS

Most people obtain more satisfaction from planting Sweet Peas in mixture than from growing named sorts, but to be successful it is necessary that the seed be of the best quality obtainable. Often what is offered as mixed seed is stock harvested from plants that have come up as volunteers on ground where Sweet Peas have been grown before, or a lot of seed which has been grown, saved or handled so carelessly that it cannot be sold as any distinct variety. The use of such seeds will not give satisfactory results. We assure our customers the Mixtures of Sweet Peas which we offer are the results of as great care in selecting as any stocks we grow and as fine flowers are obtained from them as from any seed that can be bought. We invite comparison with any and all others, no matter under what name or at how high prices offered and are certain that a trial will demonstrate the superiority of our mixtures.

Choice Mixed This mixture has been most carefully grown from our selected stock seed and it will afford a splendid variety of blooms of improved forms and in the widest possible range of desirable colors. Many of the most pleasing and brilliant colors are included. Pkt. 10c; Oz. 15c; ¼ Lb. 40c; Lb. \$1.00

Spencers Mixed A splendid mixture of Spencer varieties grown for us by the most careful methods from proven stocks. A wide range of colors is thus assured in this comparatively new class of Sweet Peas of such remarkably large size and wonderfully attractive form. Pkt. 10c; Oz. 20c; ¼ Lb. 60c; Lb. \$2.00

Ferry's Superb Spencers Mixed We make up this magnificent mixture by combining eighteen separate named Spencer varieties, each of which our trials have repeatedly shown to be the very best of its class. Unsurpassed as a mixture of this superb class and showing the most desirable range of colors and the finest forms. No better mixture in all the world than this. Pkt. 10c; Oz. 25c; ¼ Lb. 75c; Lb. \$2.50

Sweet William

(*Dianthus barbatus*) A well known, extensively used, sweet scented perennial for bedding and borders, forming fine clumps in any good garden soil and under proper conditions lasting for several seasons. They produce a succession of flower clusters, thus affording splendid bloom for several weeks. The florets are handsomely colored and marked and are borne on stiff stems in great profusion, forming dense round topped heads or clusters, often three to four inches across. The colors are exceedingly varied, ranging from white through many shades of rose, lilac, red, carmine, crimson and maroon to nearly black, usually two shades to each plant.

Sow outdoors very early in spring, preferably in rich, mellow soil, in rows one foot apart. Cover seed with one-fourth inch of fine soil firmly pressed down. When two inches high, thin to six inches apart. In the more northerly latitudes, protect with mulching in winter. Seed can also be sown in fall. There are usually no flowers until the second season, but if seed is started very early under glass and transplanted, blooms may be had late in autumn. The old clumps may be divided but it is usually more satisfactory to start vigorous young plants every year or two. Hardy perennial; one and one-half feet high.

Newport Pink. A beautiful shade of deep salmon pink. Very effective in mass beds and also very desirable for cutting. The flower trusses are exceptionally large and are produced on stems about 18 inches high. Pkt. 10c.

Velvety Maroon. Flowers velvety dark maroon; very desirable on account of its rich, deep color. Oz. 60c. Pkt. 10c.

White, pure. Beautiful white flowers, sometimes faintly marked about the eye. Oz. 60c. Pkt. 10c.

Fine Mixed. This mixture will be found especially satisfactory. Oz. 40c. Pkt. 10c.

Double Mixed. Double flowers in a great variety of colors and shades. Oz. 60c. Pkt. 10c.

TAGETES—(See *Marigold*)

TROPÆOLUM CANARIENSE—(See *Canary Bird Flower*)



SWEET WILLIAM

TROPÆOLUM LOBBIANUM—(See *Nasturtium, Trailing*)
TROPÆOLUM MINOR—(See *Nasturtium, Dwarf*)



VERBENA

Verbena

This well known annual of low growing decumbent habit of growth is very desirable for bedding and borders, forming fine clumps in any good garden soil and under proper conditions lasting for several seasons. They produce a succession of flower clusters, thus affording splendid bloom for several weeks. The florets are handsomely colored and marked and are borne on stiff stems in great profusion, forming dense round topped heads or clusters, often three to four inches across. The colors are exceedingly varied, ranging from white through many shades of rose, lilac, red, carmine, crimson and maroon to nearly black, usually two shades to each plant.

Verbenas usually flower well in August from seed sown in open ground in May. Germination will be hastened if the seed is soaked in lukewarm water before planting. It is desirable to have the soil well fertilized and carefully pulverized. Cover seed about one-fourth inch deep. When the young plants have three or four leaves transplant in rows two feet apart and about twenty-four inches apart in the row, choosing preferably a sunny situation. At this distance the plants, if conditions are favorable, will spread so as to cover the ground completely.

Earlier blooming may be had if plants are started indoors and transplanted in the open ground after danger of killing frost is over. Half hardy perennial trailer, one foot high, usually treated as an annual.

Hybrida Scarlet. May be relied upon to produce the true, deep scarlet color. No variety gives a more brilliant effect when used as a bedding plant. Oz. \$1.20. Pkt. 10c.

Hybrida Dark Blue. Oz. \$1.20. Pkt. 10c.

“ Pink. Oz. \$1.20. Pkt. 10c.

“ White. Produces large, pure white flowers; very floriferous, fine for florists; comes true from seed. Oz. \$1.20. Pkt. 10c.

Hybrida Italian Striped. A strikingly attractive and beautiful sort, producing large, brilliant, striped blossoms in great abundance. Oz. \$1.20. Pkt. 10c.

Hybrida Fine Mixed. This extra choice mixture includes a wide range of very beautiful colors, shades and stripes usually running from pure white to deep purple. The clusters are of largest size. Oz. 90c. Pkt. 10c.



VINCA

Vinca

(*Periwinkle*) These very attractive bushy plants with glossy green foliage produce in abundance handsome round or salver shaped single flowers, suitable either for culture in pots or boxes or for summer bedding and borders. If sown early under glass and transplanted in a warm, sheltered situation will bloom in summer and autumn and may be potted for the house before frost. The plants require no trimming, are in continuous bloom from setting out until frost and are entirely free from the attacks of insects. These desirable features account for the increasing demand for Vincas in parks and private grounds for summer bedding and borders. Tender perennial, blooming the first season, about fifteen inches high.

- Pure White.** Beautiful pure white. Oz. \$1.00.....Pkt. 10c.
- Rosea Alba.** White with crimson eye. Oz. \$1.00..... " 10c.
- Rosea.** Rose with crimson eye; flowers often two inches in diameter. A very desirable window plant. Oz. \$1.00.....Pkt. 10c.
- Mixed.** The above named varieties mixed. Oz. 75c.... " 10c.

VIOLA TRICOLOR—(See Pansy)

Wallflower

(*Cheiranthus cheiri*) This is a favorite European garden flower. The long, fragrant terminal spikes of the Wallflower when properly grown are very conspicuous in beds and borders and are very useful in making bouquets.

Sow seed early in hotbed and while plants are small prick them out into pots and sink in the earth. On approach of cold weather remove the pots to the house and the plants will bloom all winter. Tender bushy biennial or perennial that will live through the winter in a mild climate; height of plants about one and one-half feet.

- Early Brown.** Brownish-red, fragrant single flowers; large, thick spikes; early. Tender biennial.....Pkt. 10c.
- Double Mixed.** Deliciously fragrant, perfectly double, and combine many shades of color, the orange, purple and chocolate predominating.....Pkt. 10c.

Wistaria Chinensis

One of the most beautiful and rapid growing of the hardy perennial climbers. When well established in good soil it will often grow fifteen to twenty feet during the season and frequently blooms both in spring and fall. The flowers are very fragrant, single, pale blue, peashaped and are borne in long, drooping grape-like clusters, often over a foot in length. Foliage light green, pinnate. The seed should be sown in mellow loam early in the spring, or in greenhouse or hotbed in winter and when plants are one foot high transplanted into permanent situations. Pkt. 20c.

WOOLFLOWER (See *Celosia*, Childs)

Zinnia

Sometimes called Youth and Old Age. The well known bush-like plants of Zinnias produce a profusion of large double imbricated flowers, borne on stiff stems. They are much used for bedding and are suitable for borders and for cutting.

There is much satisfaction in a bed of Zinnias with their twisted and recurved petalled flowers in many bright colors, and when nearly every other flower has been killed by frost this plant is still in full bloom. Few flowers are more easily grown or bloom more abundantly throughout the season, and the wide range of color is not less remarkable than their unusual depth and richness.

Sow the seed early in spring, in open ground in good rich soil, preferably in rows one and one-half feet apart and covering about one-fourth inch deep. When the young plants are one to two inches high thin to six inches apart. Start under glass for earlier blooming. Half hardy annual; tall growing, usually about one and one-half to two feet high. (See colored plate on opposite page).

Giant Double

An improved strain which produces immense double flowers 3 to 4 inches in diameter in an extremely wide range of colors. The plants are hardy, of very vigorous growth, often 3 feet high, and remain in bloom from early summer until killed by severe frost.

- Giant Double Crimson.** Oz. 90c.....Pkt. 10c.
- Giant Double Golden Yellow.** Oz. 90c..... " 10c.
- Giant Double Orange.** Oz. 90c..... " 10c.
- Giant Double Pink (Several Shades).** Oz. 90c..... " 10c.
- Giant Double Purple (Several Shades.)** Oz. 90c.....Pkt. 10c.
- Giant Double Scarlet.** Oz. 90c..... " 10c.
- Giant Double White.** Oz. 90c..... " 10c.
- Mixed—A choice mixture of the above shades and colors.** Oz. 75c.....Pkt. 10c.

Double Quilled Mixed. A very attractive and distinct type with tubular or quilled petals which give the flowers the appearance of a cactus dahlia. The colors range through the softer shades of yellow and orange to russet.....Pkt. 10c.

Dahlia Flowered Mixed. This new giant flowered type has petals which overlap in such a manner as to give the flowers the appearance of a decorative dahlia. The flowers, although not so brilliant in color as those of the older type, are many of them in exquisite shades of rose, lavender and old gold. The plants are strong and vigorous growing and produce an abundance of blooms throughout the summer and early fall.....Pkt. 10c.

Lilliput Double Mixed. This strain grows about one foot high and bears a profusion of comparatively small, very double, globular flowers about one inch in diameter, very brilliant in color. Oz. 80c.....Pkt. 10c.

Mexicana Double Orange. Dwarf variety with double flowers of a deep orange color, about one and one-quarter inches in diameter; fine for cut flowers; height one foot. Oz. \$1.00.....Pkt. 10c.

Mexicana Single Gypsy Girl. Distinctive in its well-formed single flowers of deep maroon and golden yellow strikingly contrasted. The flowers are similar to those of French Legion of Honor Marigold, but are earlier and more easily grown. Hardy annual; one foot high. Oz. \$1.00.....Pkt. 15c.

ZINNIA

GIANT DOUBLE
THE MOST SATISFACTORY
HOME GARDEN FLOWER



BULBS AND ROOTS FOR SPRING PLANTING

Included in this class are some of our most showy garden flowers and their culture is very easy. In the spring, after danger from frost is over, plant in a rich, loamy soil, having a sunny position and flowers the same season are assured.

All bulbs and roots will be sent by mail or express, charges prepaid, when ordered at single or per 10 rates. At the 100 rate they will be sent by express or freight, the purchaser paying the charges unless otherwise stated. Not less than five of any one variety supplied at ten rates and not less than 25 at the 100 rate. Orders with money should be sent to us as early as possible and they will be filled in rotation. Bulbs subject to injury by frost will not be sent until such danger is over.

Dahlia

There are few flowers that compare with the Dahlia in charming diversity of form and wide range of brilliant colors, and certainly no other surpasses it for autumn display in the garden as well as for cutting.

The "Decorative" types are characterized by gracefully formed flowers of large size with broad petals, being intermediate in form between the compact "Show" sorts which are nearly round and the "Cactus" varieties which have loosely formed blossoms with long twisted petals.

The roots are tender and easily injured by frost. They should be set out three feet apart, after all danger of frost is over. The best blooms are sometimes obtained if planting is deferred until about June 1. The soil should be deeply dug and well drained but only moderately enriched with thoroughly rotted barnyard manure. A stiff clay should be avoided. A sunny situation is desirable as well as plenty of space and air. Place the roots horizontally, covering two to three inches deep. Give thorough cultivation and during dry weather water well once a week. Larger blossoms are usually obtained if most of the side shoots are removed. Dahlias usually do not require much fertilizer and fresh barnyard manure especially should not be used. The plants should be supported by tying to stakes. The roots should be placed during winter in a cool cellar but not allowed to freeze.

- Arabella (Show)** Light sulphur yellow shaded with primrose. 25c each; \$2.00 per 10.
- Attraction (Hybrid Cactus)** Lilac rose; petals beautifully curled. 75c each; \$5.00 per 10.
- Countess of Lonsdale (Cactus)** Apricot shaded salmon-red. An early, very attractive Cactus variety. 35c each; \$3.00 per 10.
- Dorothy Peacock (Show)** Large, perfectly shaped flowers of bright shell pink color. Early and free flowering. 25c each; \$2.00 per 10.
- Dr. Kirkland (Show)** Dark crimson, Flowers very large and full. 30c each; \$2.50 per 10.
- Dr. Tevis (Decorative)** Flowers a beautiful shade of soft salmon rose suffused with old gold. Very attractive form. 80c each.
- Entendard de Lyon (Cactus)** Beautiful carmine rose. Flowers of the largest size with broad waved petals. 60c each; \$5.00 per 10.
- Fireburst (Decorative)** Brilliant scarlet red flowers borne on stems of good length for cutting. 40c each; \$3.00 per 10.
- Frau G. Scheiff (Decorative)** Color a rich blending of apricot, orange and yellow, with reverse of petals coral red. The flowers freely produced on long erect stems. 75c each.
- Galathea (Cactus)** A fine pink and white. Very free flowering. 35c each; \$2.80 per 10.
- Gay Paree (Hybrid Cactus)** Golden bronze with a faint tint of orange red. One of the most satisfactory varieties yet introduced. Flowers of the largest size and of splendid form. \$1.25 each.
- George Walters (Hybrid Cactus)** The large flowers which are a pleasing shade of salmon, are borne on long stems well above the foliage. 80c each.
- Gertrude Manda (Decorative)** Peach colored flowers of large size. Very desirable flowers. 30c each; \$2.50 per 10.
- Joseph Manda (Decorative)** A fine dark red. 50c each; \$4.00 per 10.
- Judge Marean (Decorative)** A pleasing shade of cream heavily suffused with pink. An early and profuse bloomer of perfect form. \$1.50 each.
- Kalif (Cactus)** Color a pure scarlet. Flowers of largest size. 75c each.
- Marguerite Bouchon (Cactus)** Soft rose with white tips and center; straight petals. Medium size but of perfect form and habit. An universal favorite. 60c each; \$5.00 per 10.
- Maude Adams (Show)** White overlaid with delicate pink. An excellent variety for all purposes. 30c each; \$2.50 per 10.
- Mrs. Carl Salbach (Decorative)** Solferino-pink suffused with white. Very desirable for cutting. \$1.00 each.
- Mrs. Forbush (Decorative)** Rich purple garnet shaded with maroon. 40c each; \$3.00 per 10.
- Mrs. Roosevelt (Show)** Very large flowers of an attractive shade of soft pink. 40c each; \$3.00 per 10.
- Mount Hood (Decorative)** A pure white flower of large size and fine form. 50c each; \$4.00 per 10.
- Nancy Mae (Cactus)** An intense scarlet color with maroon shadings. Flowers of largest size. 30c each; \$2.50 per 10.
- Nerthus (Cactus)** The center of the flower is a rich, glowing, bronze, passing to a carmine-rose at the tips. A most attractive color. 30c each; \$2.50 per 10.
- Oregon Beauty (Decorative)** Intense glowing red suffused with orange and garnet. A free bloomer with long stiff stems. One of the best. 35c each; \$3.00 per 10.
- Patrick O'Mara (Decorative)** The flowers, borne on long stiff stems, are of perfect form and of rich chrome-yellow suffused with red. 75c each.
- Paul Michael (Decorative)** Color pure gold, shaded orange buff at center. Petals quilled at base, curled and twisted toward tip. Of exceptionally large size. Each \$2.00.
- Princess Juliana (Decorative)** An early blooming white. Equally desirable for cutting or garden decoration. 35c each; \$3.00 per 10.
- Queen Wilhelmina (Paeony Flower)** The best large pure white. 45c each; \$3.50 per 10.
- Red Cross (Peony)** One of the finest new introductions. Bronze shaded red. 75c each; \$6.00 per 10.
- Rheinkonig (Cactus)** Pure snow-white flowers of fine form. Splendid for cutting. 30c each; \$2.50 per 10.
- Royal Purple (Show)** Rich deep purple. Flowers only of medium size but are abundantly produced. 25c each; \$2.00 per 10.
- Venus (Decorative)** Large flowers produced on strong, stiff stems. Color a creamy white with lavender suffusion. Excellent for cutting. Each \$1.00.
- Wodan (Hybrid Cactus)** Delicate salmon-rose, shading to old-gold in the center. Large, very attractive form. 50c each; \$4.00 per 10.
- Yellow Colosse (Decorative)** Gigantic flowers of pure primrose yellow. 50c each; \$4.00 per 10.
- Yellow Duke (Show)** A vigorous grower with large, clear canary yellow flowers; quilled petals. 30c each; \$2.50 per 10.

	EACH	TEN
Dahlia, Double Orange	25c.	\$2.00
" " Pink	25c.	2.00
" " Red	25c.	2.00
" " White	25c.	2.00
" " Yellow	25c.	2.00
" " Mixed	20c.	1.50

GLADIOLUS

The Gladiolus is one of the most decorative plants in the garden, and as a cut flower lends itself readily to any arrangement. Of the spikes are cut when the lowest flower is in bloom, the others will open in succession and remain fresh a week or ten days. No flower has gained more rapidly in public favor than the Gladiolus; this could not well be otherwise, for in addition to the great intrinsic merit of the flower, it is hardy and blooms the first season from bulbs.

Gladioli will thrive in almost any good soil except a stiff clay. They require full sunlight and are liable to injury only from rank manure. Plant the bulbs six to nine inches apart, the large ones four inches and the small ones two inches deep. Make an early planting of the smallest bulbs first as soon as the ground is sufficiently dry and warm. Continue to plant at intervals of two weeks during the spring and early summer; in this way a succession of bloom may be had from midsummer until frost. A free use of water during the season of active growth and particularly as the buds begin to show color will be beneficial in producing fine blossoms. In the autumn, before freezing, they should be dug up and the tops allowed to dry down, after which the dry tops, earth and old bulbs can be removed. Store in a cool, dry place, secure from frost until spring.

America. Very light pink, exquisitely tinted with lavender. Much valued for freedom of bloom and size of flower spike. 6c each; 50c per 10; \$4.00 per 100.

Baron Hulot. Flowers dark velvety purple. One of the very best so-called blues. 10c each; 80c per 10; \$7.00 per 100.

Chicago White. White with lavender markings in the throat. 6c each; 50c per 10; \$4.00 per 100.

E. J. Shaylor. Tall, vigorous growing plants, with large flowers of clear, deep rose pink color. 15c each; \$1.25 per 10; \$10.00 per 100.

Empress of India. Deep mahogany red. One of the darkest varieties grown. 10c each; 80c per 10; \$7.00 per 100.

Europa. Pure white. One of the very best of this class. 20c each; \$1.80 per 10; \$15.00 per 100.

Hereda. Flowers of largest size on tall, straight spikes. Pure glistening mauve with darker markings in throat. 10c each; 80c per 10; \$6.50 per 100.

Le Marshal Foch. Rose pink flowers of exceptionally large size. 10c each; 75c per 10; \$6.00 per 100.

Mary Pickford. An extraordinary flower of the most delicate white with throat of soft sulphur yellow. 15c each; \$1.25 per 10; \$10.00 per 100.

Mrs. Francis King. A most effective variety for decorations. Spikes extra long; flowers brilliant pink, blazed with vermilion. 6c each; 50c per 10; \$4.00 per 100.

Mrs. Frank Pendleton. Of the largest size and most exquisite color. Delicate flushed salmon pink with rich maroon blotch on the three lower petals. 8c each; 60c per 10; \$5.00 per 100.

Mrs. Dr. Norton. Large white flowers, the edges suffused with soft pink. The lower petals have a blotch of sulphur yellow stained with fine specks of pink. 12c each; \$1.00 per 10; \$8.00 per 100.

Myrtle. Tender and delicate rose pink. One of the most beautiful pink varieties yet introduced. 12c each; \$1.00 per 10; \$8.00 per 100.

Panama. Rich rosy pink. Large fine flowers. 8c each; 60c per 10; \$5.00 per 100.

Peace. White with pale violet feathering on lower petals. Very large flowers well placed on a tall graceful spike. Should be planted early. 8c each; 60c per 10; \$5.00 per 100.

Princepts. Brilliant scarlet crimson with blotch of white in throat of the three lower petals. 12c each; \$1.00 per 10; \$8.00 per 100.

Prince of Wales. The flowers are large and well placed and the color a charming shade of coral-pink. 12c each; \$1.00 per 10; \$8.00 per 100.

Procerpine. Wine red. A very striking color. 20c each; \$1.70 per 10; \$15.00 per 100.

Schwaben. Very vigorous and free flowering. Color clear canary yellow shading to sulphury yellow when open. 8c each; 70c per 10; \$6.00 per 100.

War. Deep blood red shaded crimson black. 12c each; \$1.00 per 10; \$9.00 per 100.

GLADIOLUS MIXTURES

We recommend these choice mixtures with perfect confidence as they are composed of only the most desirable varieties and can be depended upon to produce a most satisfactory display of magnificent flowers in many shades and colors.

	Each	10	100
Shades of Blue and Violet Mixed	10c.	80c.	\$7.00
" " Pink and White Mixed	7c.	55c.	4.50
" " Scarlet and Red Mixed	6c.	50c.	3.50
" " Yellow Mixed	8c.	60c.	5.00
Striped and Variegated	7c.	55c.	4.50

Primulinus Hybrids Mixed. The flowers range in color from the purest and lightest of yellows to the deepest orange and from the softest shade of pink to scarlet. The flowers are borne on tall, vigorous, branching stems and for graceful and artistic arrangement in vases are unsurpassed. 7c each; 50c per 10; \$4.00 per 100.

Giant Flowered Mixed. A mixture of the best Giant Flowered sorts in a wide range of shades and colors, and includes many named varieties of special merit. One of the most satisfactory mixtures of Gladioli obtainable and one that is sure to give satisfaction. 7c each; 50c per 10; \$3.50 per 100.

Single and ten prices include postage. The 100 rate is by express at purchaser's expense.

Not less than 5 of any one variety supplied at 10 rates and not less than 25 at the 100 rate.



GLADIOLUS

LILIES

No flower is more expressive of the idea of queenly beauty and faultless purity than the Lily. Nearly every variety we offer will, with a little care, endure the severity of our winters, and some are among the most hardy of our garden flowers. Most lilies last a long time after cutting and are admirably suited for decorative purposes.

Bulbs should be planted as soon as the frost is out of the ground; the earlier the better. Select a well-drained spot, dig the soil deep and make it fine, enriching it abundantly with well-rotted cow manure, adding a liberal mixture of sand. Set the bulbs from three to five inches deep according to size. During the winter it is advisable to cover the surface of the bed with a thin layer of manure which will afford a slight protection to the bulbs and also materially enrich the soil. In spring the manure may be removed or dug in between the rows. Care should be taken that they have proper drainage, no water being allowed to stand around the roots. Once firmly established, they should not be disturbed oftener than once in five years.

To produce extra fine specimens, plant bulbs in pots early in spring and grow them in the house or under glass.

Auratum (*Gold-Banded Lily of Japan*) This favorite garden lily is one of the grandest plants in cultivation. Its immense ivory-white flowers are thickly studded with yellow and crimson spots, while in the center of each petal is a golden band, fading at its edges into the white. Such choice bulbs as we offer, if well cared for, will give from five to ten magnificent flowers the first year and under good cultivation will, after becoming well established, give many more. Height outdoors in the open, usually three to five feet. **40c each; \$3.50 per 10, post-paid.**

Longiflorum (*Giganteum*) Beautiful, pure white, trumpet-shaped flowers, similar in form to *Lilium Harrisii*, the well-known Bermuda Easter Lily, and preferred by some to that variety. It does not come into bloom as early, but the flowers are of better substance. Extensively used by florists for cut flowers. When grown in the open ground it blooms in June or July. Height, outdoors in the open, usually two to three feet. **35c each; \$3.00 per 10, postpaid.**

Speciosum Rubrum (*Roseum*) The *Speciosum* or *Lancifolium* are among the most charming and brilliantly beautiful of the Japanese Lilies. The six broad, white or pink petals are thickly dotted with rose or crimson spots. Especially thrifty and hardy. One of the best for garden culture. Height, two to four feet. **25c each; \$2.00 per 10, postpaid.**

Speciosum Album Pure white flowers with a greenish band through the center of each petal; of great substance, very fragrant. One of the best for general culture. Height of plants in the open usually two to four feet. **35c each; \$3.00 per 10, postpaid.**

Tigrinum Splendens (*Improved Single Tiger Lily*) This is of most striking appearance with very large, nodding flowers of excellent form; color, orange-salmon with dark spots. The plants are of more robust habit, with longer flower spikes than the older type and are highly recommended. Height outdoors in the open usually three to four feet, sometimes taller. **30c each; \$2.60 per 10, postpaid.**

Tigrinum Flore Pleno (*Double Tiger Lily*) This magnificent lily is of stately habit, bearing immense clusters of very large, double flowers on tall, strong stems; color, bright orange-red spotted with black. Height outdoors in the open usually three to five feet. **30c each; \$2.60 per 10, postpaid.**

Caladium **Esculentum.** Known also as Elephant's Ear. This is one of the finest tropical plants which can be grown in the open air in the north. It can be made to produce three to ten leaves three to four feet long and nearly as wide, on stalks four to six feet high.

The soil best suited to Caladiums is a mixture of fibrous loam, leaf mold, peat and well rotted cow or sheep manure in equal parts, with a sprinkling of sand added. Bulbs may be planted outdoors as soon as danger of frost is over, covering about three inches deep; or for largest growth start early indoors in pots and set out when the weather is warm and settled. But little water must be given to the roots till active growth commences when, as the plants develop, they require an abundance. Humidity and warmth are necessary for their best development.

First Size Bulbs. Nine inches and over in circumference. **25c each; \$2.00 per 10.**

Second Size Bulbs. Seven to nine inches in circumference. **20c each; \$1.50 per 10.**

Third Size Bulbs. Under seven inches in circumference. **15c each; \$1.00 per 10.**

Madeira Vine Sometimes called Mignonette Vine. This tuberous rooted climber of dense, branching growth has thick, heart-shaped, glossy green leaves and delightfully fragrant, small feathery, white blossoms produced in long hanging racemes. It is of rapid growth, and is fine for porches and covering arbors in a single season. Perennial, but take up roots in fall as the plant will not endure frost. **10c each; 80c. per 10, postpaid.**

Tritoma Pfitzeri. An improved variety of the plant sometimes called Red Hot Poker. The handsome flowers are produced in large spikes of rich orange-red tinted flower tubes. Plant two feet apart. Tritomas are hardy south of Cincinnati when well covered in winter. In the north, dig up the plants in November, place in boxes with dry earth and store in a cellar. In spring place in a warm, sheltered, well drained spot, preferably with a background of shrubbery. **25c each; \$2.00 per 10, postpaid.**

Tuberose The flowers of this well-known tuberous rooted plant are waxy-white, double and exceedingly fragrant. They are very useful in bouquets and house decoration.

If early flowers are wanted fill five-inch pots half full of well-rotted cow manure and the remainder with good, rich, sandy soil. Plant the bulbs in this in March or April, water moderately and hasten growth by putting in a warm, light place. When weather has become warm, plunge the pots in the earth out of doors. They will usually flower before cold weather; if they do not, the pots can be brought in and bulbs will bloom in the house.

Double Dwarf Pearl, first size bulbs, **7c each; 50c per 10; \$3.50 per 100.** We will supply second size Tuberose bulbs 5 cents each, 40 cents per 10. *The 100 rates are by express at purchaser's expense.*


About September First next we will issue our Annual Catalogue of CHOICE DUTCH BULBS AND SEEDS FOR FALL PLANTING. It will be sent free to all customers without ordering it, and to others who apply for it.

Planet Jr. Garden Tools

Space will permit our describing only a few Planet Jr. Tools, but we will send to all who ask for it a fully illustrated catalogue of Planet Jr. Garden Implements. We deliver at depot or express office in Detroit, Mich., at prices given herein.

Planet Jr. No. 3 Hill and Drill Seeder, \$17.50

15 inch steel driving wheel. Hopper holds 3 qts.



Planet Jr. No. 4, \$18.00

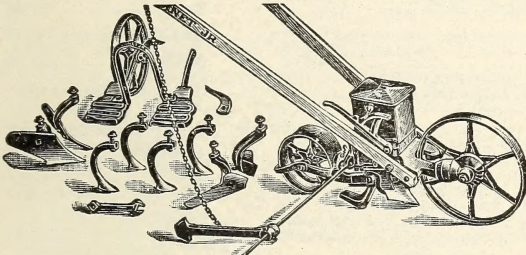
Combined Hill and Drill Seeder, Wheel Hoe, Cultivator and Plow

Price, as a Seeder only, \$14.25

Planet Jr. No. 5, \$20.00

Hill and Drill Seeder

Built on the same lines as No. 3 Drill, but larger.

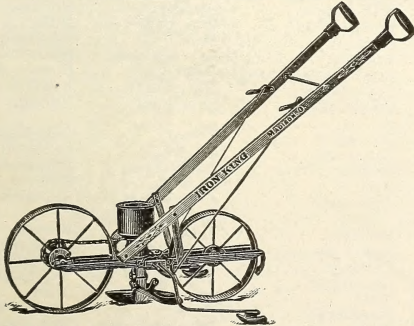


Planet Jr. No. 25, \$21.50

Combined Hill and Drill Seeder, Double and Single Wheel Hoe, Cultivator and Plow


Planet Jr. No. 31, \$11.50

Combined Drill Seeder and Wheel Hoe



The Iron King Seed Drill, \$13.50

With Fertilizer Attachment, \$18.00



Planet Jr. No. 11, \$13.75

Double Wheel Hoe

With 2 pairs hoes, 2 pairs cultivator teeth, 2 pairs rakes, 1 pair plows and 1 pair leaf lifters.

Planet Jr. No. 12, \$10.75

Double Wheel Hoe

With 1 pair hoes, 2 pairs cultivator teeth, 1 pair plows and 1 pair leaf lifters.

Planet Jr. No. 13, \$8.00

Double and Single Wheel Hoe

With 1 pair hoes only.

Planet Jr. No. 16, \$9.00

Single Wheel Hoe

With 1 pair hoes, 3 cultivator teeth, 2 rakes, 1 plow and 1 leaf guard.

Planet Jr. No. 17, \$7.75

Single Wheel Hoe

With 1 pair hoes, 3 cultivator teeth and 1 plow.

Planet Jr. No. 18, \$5.75

Single Wheel Hoe

With 1 pair hoes only.

Planet Jr. No. 19, \$6.00

Single Wheel Hoe

With 1 large garden plow, 1 ten-inch sweep, 1 five-prong cultivator tooth, 1 two-inch cultivator tooth.

Planet Jr. No. 38, \$9.00

Single Wheel Disc Hoe, Cultivator and Plow



Haseltine Hand Weeder and Scraper

Price 50 cts, Postpaid

Pressed Steel Garden Trowel

Price 25 cts, Postpaid

Excelsior Weeding Hook

Price 25 cts, Postpaid

PLANT BED CLOTH

Used as a substitute for glass for protecting plants in early spring.

Medium Grade, 20 yards or over, 25 cents per yard
60 20

At purchaser's expense for transportation.

REFERENCE TABLES

Number of plants to the acre at given distances

Dis. apart.	No. plants.	Dis. apart.	No. plants.	Dis. apart.	No. plants.	Dis. apart.	No. plants.
12 x 1 In.	522,720	24 x 24 In.	10,890	36 x 36 In.	4,840	60 x 60 In.	1,743
12 x 3 "	174,240	30 x 1 "	209,088	42 x 12 "	12,446	8 x 1 Ft.	5,445
12 x 12 "	43,560	30 x 6 "	34,848	42 x 24 "	6,223	8 x 3 "	1,815
16 x 1 "	392,040	30 x 12 "	17,424	42 x 36 "	4,148	8 x 8 "	680
16 x 1 "	348,480	30 x 16 "	13,068	48 x 12 "	10,890	10 x 1 "	4,356
18 x 3 "	116,160	30 x 20 "	10,454	48 x 18 "	7,790	10 x 6 "	726
18 x 12 "	29,040	30 x 24 "	8,712	48 x 24 "	5,445	10 x 10 "	435
18 x 18 "	19,960	30 x 30 "	6,970	48 x 30 "	4,356	12 x 1 "	3,630
20 x 1 "	313,635	36 x 3 "	58,080	48 x 36 "	3,630	12 x 5 "	736
20 x 20 "	15,681	36 x 12 "	14,520	48 x 48 "	2,723	12 x 12 "	302
24 x 1 "	261,960	36 x 18 "	9,680	60 x 36 "	2,901	16 x 1 "	2,722
24 x 18 "	15,520	36 x 24 "	7,260	60 x 48 "	2,178	16 x 16 "	170

Quantity of seed requisite to produce a given number of plants and sow an acre

	Quantity per acre.		Quantity per acre.		Standard weights of various articles	Per bu.	
Artichoke, 1 oz. to 500 plants.	6 oz.	Grass, Orchard, Perennial Rye and Wood Meadow.	25 to 35 lbs.	Hemp.	25 "	Alfalfa.	60 lbs.
Asparagus, 1 oz. to 800 plants.	4 lbs.	Horse Radish roots.	10000 to 15000	Hungarian.	25 lbs.	Beans.	60 "
Asparagus roots.	1000 to 7250	Kale, 1 oz. to 5,000 plants, or 200 feet of drill.	4 lbs.	Kohl Rabi, 1/2 oz. to 100 feet of drill.	4 "	Canary seed.	60 "
Barley.	120 lbs.	Leek, 1/2 oz. to 100 feet of drill.	3 "	Lettuce, 1/4 oz. to 100 feet of drill.	3 "	Castor Bean.	46 "
Beans, dwarf, 1 lb. to 100 ft. of drill.	60 "	Melon, Musk, 1 oz. to 100 hills.	1 to 3	" Water, 4 oz. to 100 hills.	1 1/2 to 4 "	Clover.	60 "
Beans, pole, 1 lb. to 100 hills.	30 "	Millet.	12 to 25	Nasturtium, 2 oz. to 100 feet of drill.	15 "	Corn, Field, shelled.	56 "
Beet, garden, 1 oz. to 100 feet of drill.	7 "	Okra, 1 oz. to 100 feet of drill.	8 "	Onion seed, 1/2 oz. to 100 ft. of drill.	4 to 5	" " on ear.	35 "
Beet, Mangel, 1 oz. to 100 feet of drill.	5 "	" for sets.	40 to 80	" sets, 1 lb. to 100 feet of drill.	250	" Sweet.	45 "
Broccoli, 1 oz. to 5,000 plants.	2 oz.	Parsnip, 1/2 oz. to 100 feet of drill.	3 "	Parsley, 1/4 oz. to 100 feet of drill.	3 "	Grass, Timothy.	45 "
Brussels Sprouts, 1 oz. to 5,000 plants.	2 "	Peas, garden, 1 lb. to 100 ft. of drill.	55 to 120	Pepper, 1 oz. to 1,500 plants.	120	Onion Sets—Bottom.	32 "
Buckwheat.	15 to 25 lbs.	Pumpkin, 3/4 lb. to 100 hills.	3 to 4 lbs.	Radish, 3/2 oz. to 100 ft. of drill.	10 to 12	Peas, smooth.	60 "
Cabbage, 1 oz. to 5,000 plants.	3 1/2 lbs.	Ruta Baga.	2 to 4 "	Rye.	60 to 90 "	" wrinkled.	56 "
Carrot, 1/4 oz. to 100 feet of drill.	3 1/2 lbs.	Sage in drills.	4 to 5	Salsify, 1/4 oz. to 100 feet of drill.	8 "	Rape.	50 "
Cauliflower, 1 oz. to 5,000 plants.	4 oz.	Summer Savory.	3 1/2 "	Spinach, 1/2 oz. to 100 feet of drill.	8 "	Sorghum.	50 "
Celery, 1 oz. to 15,000 plants.	4 lbs.	Sunflower.	8 "	Squash, summer, 4 oz. to 100 hills.	4 "	Sunflower.	22 "
Chicory.	4 lbs.	" winter, 8 oz. to 100 hills.	2 "	Tomato, 1 oz. to 2,000 to 3,000 plants.	1 to 3 lbs.	Vetch or Tare.	60 "
Clover, Alsike.	6 "	Tobacco, 1 oz. to 5,000 plants.	90 to 120	Turnip, 1 oz. to 250 feet of drill.	1 to 3		
" Alfalfa or Lucerne.	15 to 25 "	Vetch, Spring.	90 to 120	" Hairy or Sand.	30 to 60		
" Mammoth.	8 to 12 "						
" Medium.	8 to 12 "						
" White Dutch.	6 "						
Collards, 1 oz. to 5,000 plants.	4 lbs.						
Corn, rice (shelled).	4 lbs.						
Corn, sweet, 1/2 lb. to 100 hills.	12 "						
Cowpea, in drills.	60 "						
Cress, 3/4 oz. to 100 feet of drill.	12 "						
Cucumber, 1 oz. to 100 hills.	1 to 3 "						
Dill, 1/2 oz. to 100 feet of drill.	5 "						
Egg Plant, 1 oz. to 2,000 plants.	4 oz.						
Endive, 1/2 oz. to 100 feet of drill.	4 1/2 lbs.						
Flax broadcast.	30 "						
Garlic, bulbs, 1 lb. to 10 feet of drill.	2 oz. to 100 hills						
Gourd, 2 oz. to 100 hills	15 to 20 lbs.						
Grass, Blue, Kentucky.	25 "						
" Millet.	60 to 100 "						
" Mixed Lawn.	8 to 10 "						
" Red Top Fancy.	25 to 40 "						
" Rhode Island Bent.	10 to 15 "						
" Timothy.							

All of the above are sold by weight.

FOREIGN NAMES OF VEGETABLES AND HERBS

ENGLISH	FRENCH	ITALIAN	POLISH	SPANISH	DANISH-NORWEGIAN	GERMAN
Anise.	Anis.	Aniso, Anacio.	Anyz.	Anis, Matalahuga.	Anis.	Anis, Grüner Anis.
Artichoke.	Artichaut.	Articiocca.	Karczochy.	Alcachofa.	Artiskok.	Artischoke.
Asparagus.	Asperge.	Sparagio.	Szparagi.	Esparrago.	Asparg.	Spargel.
Balm.	Melisse citronelle.	Melissa.	Balsam.	Toronjil, Citronella.	Balsamurt.	Citronen-Melisse.
Basil.	Basilic grand.	Basilico.	Bazylia.	Albaca.	Basilikum.	Basilikum.
Beans.	Haricots.	Fagioli.	Fasola.	Habichuela.	Boenner.	Bohnen.
Beet.	Betterave.	Barbabietola.	Buraki.	Remolacha.	Roedbede.	Rübe.
Borage.	Bourrache.	Boragine.	Boraz.	Borraja.	Borago.	Boretsch.
Broccoli.	Chou Brocoli.	Brocoli.	Brokuly.	Brocoli.	Broccoli-Kaal.	Spargelkohl.
Brussels Sprouts.	Chou de Bruxelles.	Cavolo di Bruxelles.	Latorvil.	Bretones de Bruselas.	Brosenkaal.	Rosenkohl.
Cabbage.	Chou pommé.	Cavolo cappuccio.	Kapusta.	Col repello.	Hovedkaal.	Kopfkohl, Kraut.
Cabbage, Savoy.	Chou de Milan.	Cavolo di Milano.	Sabaudzka.	Col de Milan.	Savoikaal.	Wirsing.
Caraway.	Cumin des prés.	Carvi.	Kapusta.			
Carrot.	Carotte.	Carota.	Kminek.	Comino.	Karve.	Feld-Kümmel.
Cauliflower.	Chou-fleur.	Cavolfiore.	Marchew.	Zanahoria.	Gulerod.	Carotten, Möhren.
Celery.	Céleri.	Sedano.	Kalafory.	Coliflor.	Blo-nkaal.	Blumenkohl.
Celeriac.	Céleri-rave.	Sedano-rapa.	Selery.	Apio.	Selleri.	Sellerie.
			Selery.	Apio-nabo.	Knopselleri.	Knoll-Sellerie.
			(Körzen)			
Chervil.	Cerfeuil.	Cerfoglio.	Czechrzyca.	Perifollo.	Kjoervel.	Kerbel.
Chicory.	Chicorée sauvage.	Cicoria selvatica.	Cykorya.	Achicoria.	Cichorie.	Cichorien wurzel.
Coriander.	Coriandre.	Coriandolo.	Koledra.	Culantro.	Koriander.	Coriander.
Corn Salad.	Mâche.	Valeriana.	Ziarno Salaty.	Canonigos.	Vaarsalat.	Feldsalat.
Corn.	Mais.	Mais.	Kukurydza.	Maiz.	Mais.	Mais.
Cress.	Cresson alénois.	Agetro.	Bzerzucha.	Mastuerzo.	Karse.	Garten-Kresse.
Cress, Water.	Cresson de fontaine.	Nasturtio aquatico.	Bzerzucha wodna.	Berro.	Broendkarse.	Brunnenkresse.
Cucumber.	Concombre.	Cétriolo.	Ogorek.	Cohombro.	Agürk.	Gurken.
Dandelion.	Pissenlit.	Dente di leone.	Papawa.	Diente de leon.	Loewtand.	Löwenzahn.
Dill.	Aneth.	Aneto.	Koper.	Eneldo.	Dil.	Dill.
Egg Plant.	Aubergine.	Petronciano.	Gruszka.	Berengena.	Aegplante.	Eierpflanze.
Endive, Curled.	Chicorée Endive.	Endivia.	milosna.	Endyvia.	Endivie.	Endivien.
Endive.	Chicorée-Scarole.	Endivia Scariola.	Endyvia.	Escarolo.	Endivie.	Escarol.
Broad Leaf.	Ronde.					
Fennel.	Fenouil.	Finocchio.	Koper.	Hinojo.	Fennikel.	Fenchel.

FOREIGN NAMES OF VEGETABLES AND HERBS—Continued

ENGLISH	FRENCH	ITALIAN	POLISH	SPANISH	DANISH-NORWEGIAN	GERMAN
Garlic	Ail.	Aglio	Czosnek	Ajo	Hvidloeg	Knoblauch
Horshound	Marrube blanc.	Marrubio	Marubium	Marrubio	Andorn	Andorn
Horse Radish	Raifort sauvage.	Rafano	Chirzan	Taramago	Peberrod.	Meer Rettig.
Hyssop	Hyssope	Issopo	Hyzop.	Hisopo	Isop	Isop
Kale	Chou vert	Cavolo verde.	Solanka	Breton, Berza	Groenkaal	Blätterkohl.
Kohl Rabi	Chou-rave.	Cavolo rapa.	Kalarepa.	Col rabano	Kaalrabi	Knollkohl.
Lavender	Lavende.	Lavanda	Lawenda.	Espliego.	Lavendel.	Lavendel.
Leek	Poireau	Porro	Pory	Puerro	Purre	Porree, Lauch
Lettuce	Laitue	Lattuga	Salata	Lechuga	Salat.	Lattich, Kopfsalat.
Marjoram	Marjolaine.	Maggiorana	Majeranek	Mejorana.	Merian	Majoran.
Melon	Melon.	Popone	Melon	Melon	Melon	Melone
Melon, Water	Melon d'eau	Melone d'acqua.	Melon, wodny.	Sandia	Vandmelon	Wasser-Melone.
Mushroom	Champignon.	Fungo pratajolo.	Grzyb.	Seta	Champignon.	Schwamm
Nasturtium	Capucine	Nasturzio	Nasturcya	Capuchina	Blomkarse.	Kapuciner Kresse.
Okra	Gombaud	Ocra	Cebula	Gombo.	Hibiskus.	Ocher.
Onion	Ognon	Cipollo	Cebula	Cebolla	Roedloeg	Zwiebel
Parsley	Persil	Prezzemolo.	Pietruszka	Perejil	Persille	Petersilie.
Parsnip	Panais	Pastinaca	Pasternak	Chirivía	Pastinak	Pastinake
Peas	Pois	Pisello	Groch	Guisante	Erter	Erbsen
Pepper	Piment	Peperone.	Pieprz.	Pimiento.	Spansk Peber	Pfeffer
Pumpkin	Potiron	Zucca.	Bania	Calabaza totanera	Graeskar	Melonen-Kürbiss.
Radish	Radis	Ravanello	Rzodkiew.	Rabanito.	Reddik	Radies
Rhubarb	Rhubarbe	Rabarbaro	Rubarbarum	Rubarbo	Rhabarber	Rhabarber
Rosemary	Romarin	Rosmarino.	Rozmaryn.	Rosmarin.	Rosmarin.	Rosmarin
Rue	Rue	Ruta	Ruta	Ruda.	Rude	Raute.
Ruta Baga	Chou-navet	Cavolo navone	ogrodowy.	Col nabo, Nabicol	Roe	Kohlrübe, Wrucken
Saffron	Safran	Zafferano	Szafran	Azafran	Safran	Safran
Sage	Sauge	Salvia	Szalwija.	Salvia	Salvie	Salbei.
Salsify	Salsifis.	Sassefrica.	Jarzy, Ostryga.	Salsifí blanco.	Havrerod.	Haferwurz.
Sorrel	Oseille	Acetosa.	Aczedra	Syre	Syre	Sauerampfer.
Summer Savory.	Sarriette annuelle	Santoreggia.	Caber	Ajedrea comun	Sar	Bohnenkraut.
Spinach	Epinard	Spinace.	Szpinak	Espinaca.	Spinat.	Spinat
Squash	Courge	Zucca.	Miekurz.	Calabaza.	Squash-graeskar.	Kürbiss
Swiss Chard	Poirée	Bieta	Bleda.	Bleda.	Blad bede	Beisskohl.
Thyme	Thym.	Timo	Macierzanka	Tomillo	Timian	Thymian
Tomato	Pomme d'Amour.	Pomo d'oro	Pomidor.	Tomate	Tomat	Liebesapfel.
Turnip	Navet.	Navone.	Rzepa, brukiew	Nabo	Turnips	Weisse Rübe.
Wormwood	Absinthe.	Assenzio	Piotun.	Ajenjo	Malurt.	Wermuth

BOOKS

These books have been carefully selected and we believe they are the best moderate priced publications on the subjects treated, and in so far as they do not conflict with our own directions as heretofore given, we recommend them to our customers.

ASPARAGUS. By F. M. Hexamer. Culture for Home Use and for Market. Planting, Cultivation, Harvesting, Marketing, Forcing, etc. Illustrated. 174 pages. Cloth. Price 90c.

BACKYARD GARDEN, THE. By Edward I. Farrington. A practical hand book for the amateur gardener. Contains general directions for the planting, cultivation and care of the home garden; also a valuable compilation of planting dates, desirable varieties, insecticides, etc. Illustrated. Cloth. Price \$1.00

BEAN CULTURE. By Glenn C. Sevey. A Practical Treatise on the Production and Marketing of Beans. Illustrated. 144 pages. Cloth. Price 90c.

CABBAGES, CAULIFLOWER, ETC. By C. L. Allen. Gives complete instructions from sowing the seed till harvest, including Brussels Sprouts, Kohl Rabi, Kale, etc. Illustrated. 125 pages. Cloth. Price 90c.

CATECHISM OF AGRICULTURE, THE. By T. C. Atkeson. This book aims to impart the fundamental principles of agriculture by means of practical questions and answers in simple language. Illustrated. 100 pages. Cloth. Price 90c.

CELERY CULTURE. By W. R. Beattie. A practical guide for beginners and a standard reference for experienced celery growers. Fully illustrated. 150 pages. Cloth. Price 90c.

FARM AND GARDEN RULE-BOOK. By L. H. Bailey. A valuable, authoritative and up-to-date compilation of rules and reference tables for farm and garden, planting distances, seed tables, fertilizers, insecticides, weeds, plant diseases, horses, cattle, poultry, etc. 587 pages. Cloth. Price \$3.25

FARMER'S CYCLOPEA OF AGRICULTURE. By E. V. Wilcox and C. B. Smith. A practical, concise and thorough presentation of agriculture. Farm, orchard and garden crops, animals, feeding, dairying, poultry, fertilizing, spraying, etc. 6000 topics. 500 illustrations. 700 pages. Cloth. Price \$4.50

GRASSES AND HOW TO GROW THEM. By Prof. Thos. Shaw. A practical discussion of the economic grasses of the United States and Canada from the standpoint of the stockman and farmer. Characteristics, adaptation to climate and soil rotation, sowing, pasturing and harvesting are treated fully. Illustrated. 454 pages. Cloth. Price \$2.00

HOME FLORICULTURE. By Eben E. Rexford. A Practical Guide to the Treatment of Flowering and Other Plants in the House and Garden. Illustrated. 812 pages. Cloth. Price \$1.75

MANUAL OF GARDENING. By L. H. Bailey. A Practical Guide to the Making of Home Grounds and the Growing of Flowers, Fruits and Vegetables for Home Use. This authoritative book treats fully of the growing of vegetables, fruits and ornamental plants. Illustrated. 541 pages. Cloth. Price \$3.25

MELON CULTURE. By James Troop. The Production of Melons for Home Use and for Market; Forcing, Insects, Diseases and their Control, etc. Illustrated. 118 pages. Cloth. Price 90c.

ONIONS ON MUCK SOIL. By C. C. Taylor. A concise pamphlet on how to grow onions on muck soil. Paper. Price 10c.

ONION RAISING. By Jos. J. H. Gregory. What Kinds to Raise, and the Way to Raise Them. Twentieth Edition (Revised). Illustrated. 66 pages. Paper. Price 40c.

PEAS AND PEA CULTURE. By Glenn C. Sevey. A Practical and Scientific Discussion of Peas. Garden Varieties, Cultural Methods, Insect and Fungous Pests, Peas as Forage and Soiling Crops, Sweet Peas, etc. Illustrated. 102 pages. Cloth. Price 90c.

SCHOOL AGRICULTURE. By Milo N. Wood. This treats in a way valuable for all desiring a general knowledge of elementary agriculture. Illustrated. 340 pages. Cloth. Price \$1.25

THE GARDENER. By L. H. Bailey. A book of brief directions for the growing of the common fruits, vegetables and flowers in the garden and about the house. Illustrated. 260 pages. Cloth. Price \$2.00

TOBACCO CULTURE. Plain Directions as Given by 14 Experienced Growers Residing in Different Parts of the United States. Illustrated. 50 pages. Paper. Price 40c.

TOMATO CULTURE. By Will W. Tracy. Contains the most complete and reliable information yet published on the Tomato, its planting, cultivation in field, garden and greenhouse, harvesting, packing, marketing, also insect enemies and diseases and their control. Illustrated. 150 pages. Cloth. Price 90c.

VEGETABLE FORCING. By Ralph L. Watts. The most complete book on forcing ever issued. Clear and concise instructions covering greenhouse construction, soil preparation, cropping systems, marketing, insects, diseases, etc. Profusely illustrated. 452 pages. Cloth. Price \$2.50

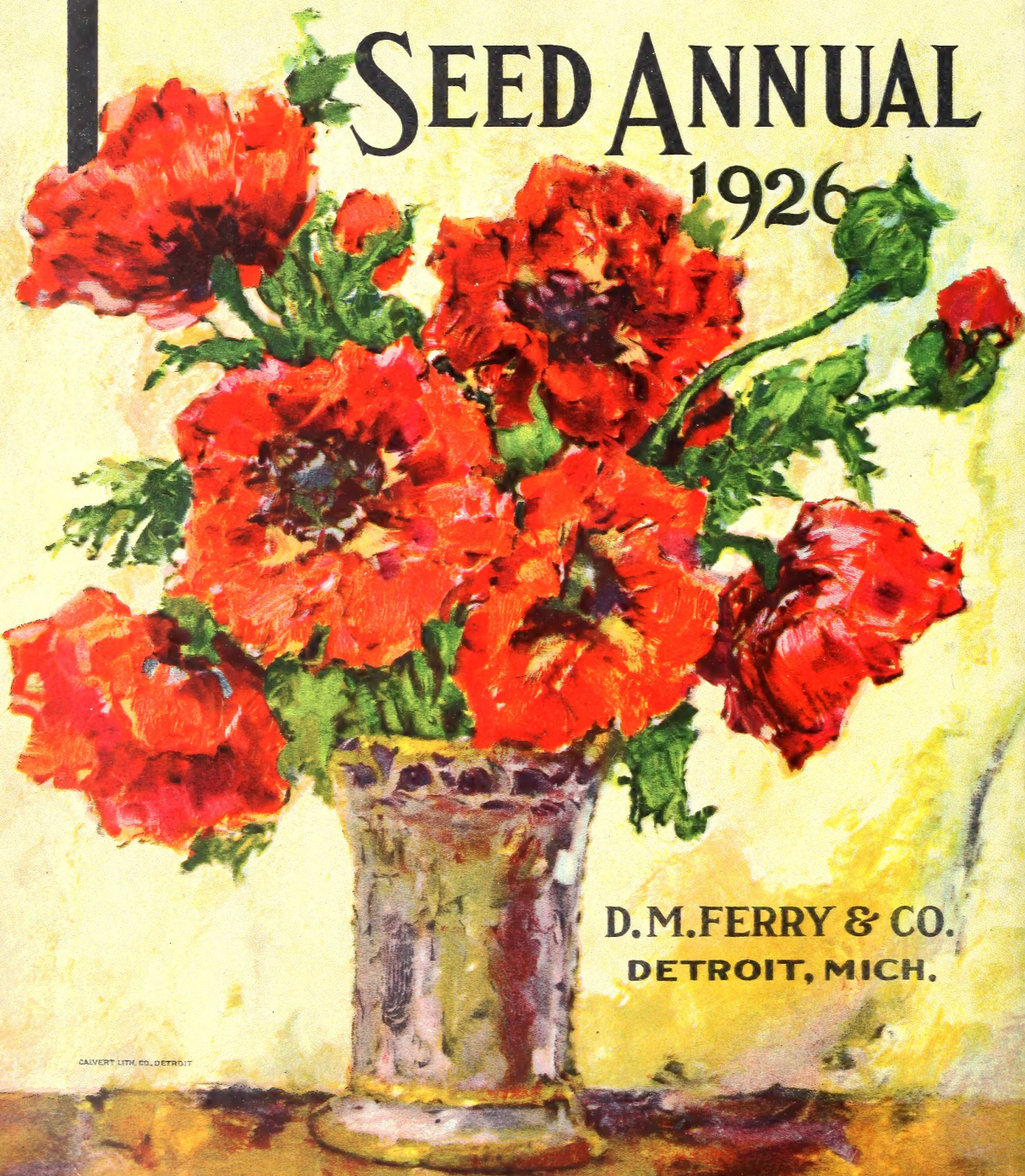
VEGETABLE GARDENING. By Samuel B. Green. A Manual on the Growing of Vegetables for Home Use and Marketing. For Farmers and Gardeners. Twelfth Edition (Revised). Illustrated. 252 pages. Cloth. Price \$1.50.

ADDRESS ALL ORDERS TO **D. M. FERRY & CO.,**

All Books sent postpaid on receipt of price.

DETROIT, MICH.

FERRY'S SEED ANNUAL 1926



D.M.FERRY & CO.
DETROIT, MICH.